

○ MUSIC  city COUNSELOR


THANK YOU FOR YOUR  
PURCHASE!



Hey y'all, Laura here! I so appreciate when you please take a moment to leave a review on my resources on my TpT Store. Thanks for your support! Enjoy the resource!

♥ *laura oathout*

LET'S CONNECT!



For helpful ideas, engaging resources, and freebies, please check out my website and membership!

○ ♥ **WEBSITE:** [www.musiccitycounselor.com](http://www.musiccitycounselor.com)

♥ **MEMBERSHIP:** [www.counselorcollab.com](http://www.counselorcollab.com)

# DIRECTIONS:

This spring seek-and-find activity focuses on feelings identification.

To play, students count how many of each feelings face they can find, then write the number on the line at the bottom.

6 feelings are included for each design: happy, sad, angry, nervous, surprised, excited, grumpy, and scared.

6 different clipart options are included: bunnies, eggs, tulips, butterflies, rain clouds, and bumblebees.


Questions, comments, or suggestions? Please contact me any time at [laura@musiccitycounselor.com](mailto:laura@musiccitycounselor.com). I'm here to help!

PS I SO appreciate when you please take a moment to leave a review on my resources on my TpT store. It earns you credits towards future purchases, helps other educators find quality resources, and helps my small business grow! 😊

Name: \_\_\_\_\_

# BUNNY FIND THE FEELINGS


Count how many of each feeling you find. Write the number on the line.



Happy Bunny



Angry Bunny




Surprised Bunny




Grumpy Bunny




Sad Bunny





Nervous Bunny



Excited Bunny




Scared Bunny












Name: \_\_\_\_\_

# SPRING EGGS FIND THE FEELINGS

Count how many of each feeling you find. Write the number on the line.




<p>Happy Egg</p>  <p>_____</p>	<p>Angry Egg</p>  <p>_____</p>	<p>Surprised Egg</p>  <p>_____</p>	<p>Grumpy Egg</p>  <p>_____</p>
<p>Sad Egg</p>  <p>_____</p>	<p>Nervous Egg</p>  <p>_____</p>	<p>Excited Egg</p>  <p>_____</p>	<p>Scared Egg</p>  <p>_____</p>












Name: \_\_\_\_\_

# TULIP FIND THE FEELINGS

Count how many of each feeling you find. Write the number on the line.




<p>Happy Tulip</p>  <p>_____</p>	<p>Angry Tulip</p>  <p>_____</p>	<p>Surprised Tulip</p>  <p>_____</p>	<p>Grumpy Tulip</p>  <p>_____</p>
<p>Sad Tulip</p>  <p>_____</p>	<p>Nervous Tulip</p>  <p>_____</p>	<p>Excited Tulip</p>  <p>_____</p>	<p>Scared Tulip</p>  <p>_____</p>












Name: \_\_\_\_\_

# BUTTERFLY FIND THE FEELINGS

Count how many of each feeling you find. Write the number on the line.




<p>Happy Butterfly</p>  <p>_____</p>	<p>Angry Butterfly</p>  <p>_____</p>	<p>Surprised Butterfly</p>  <p>_____</p>	<p>Grumpy Butterfly</p>  <p>_____</p>
<p>Sad Butterfly</p>  <p>_____</p>	<p>Nervous Butterfly</p>  <p>_____</p>	<p>Excited Butterfly</p>  <p>_____</p>	<p>Scared Butterfly</p>  <p>_____</p>



Name: \_\_\_\_\_

# RAIN CLOUDS FIND THE FEELINGS

Count how many of each feeling you find. Write the number on the line.



Happy Cloud



Angry Cloud



Surprised Cloud



Grumpy Cloud



Sad Cloud




Nervous Cloud



Excited Cloud




Scared Cloud












Name: \_\_\_\_\_

# BUMBLEBEE FIND THE FEELINGS

Count how many of each feeling you find. Write the number on the line.



<p>Happy Bee</p>  _____	<p>Angry Bee</p>  _____	<p>Surprised Bee</p>  _____	<p>Grumpy Bee</p>  _____
<p>Sad Bee</p>  _____	<p>Nervous Bee</p>  _____	<p>Excited Bee</p>  _____	<p>Scared Bee</p>  _____



# ○ TERMS OF USE:

- Make copies for the purchaser's classroom AND share copies with other educators within your school building
- Reference (without distribution) this product in blog posts, seminars, professional development workshops, or other such venues provided there is both credit given to myself as the author and a link back to my TpT store included in the post/presentation

• YOU MAY •

- Claim the work as your own, alter the files in any way, or remove/attempt to remove the copyright
- Share this product with educators outside of your school building
- Repackage, sell, or giveaway this product to others
- Offer to share this product anywhere on the internet as a download or copy

• YOU MAY NOT •



Please contact me any time at [laura@musiccitycounselor.com](mailto:laura@musiccitycounselor.com) with questions, suggestions, resource requests, or comments. I'm here to help and would love to hear from you!

♥ *laura outhout*

THIS RESOURCE WAS MADE POSSIBLE THANKS TO:

