

# THANK YOU

☆☆☆ for your purchase! ♡♡

DID YOU KNOW THAT WHEN YOU LEAVE FEEDBACK ON TPT YOU EARN CREDITS TOWARDS FUTURE PURCHASES? ★★★★★ Extremely satisfied I TRULY APPRECIATE YOUR FEEDBACK TO HELP MY LITTLE STORE GROW.

QUESTIONS/CONCERNS PLEASE CONTACT ME:  
HEARTANDMINDTEACHING@GMAIL.COM



Hello!  
I'm Ashley!



A School Counselor,  
curriculum developer, blogger,  
and mama to two young  
boys. I have a passion for  
creating fun and engaging  
resources for Counseling  
and Social Emotional  
Learning.



LET'S CONNECT:





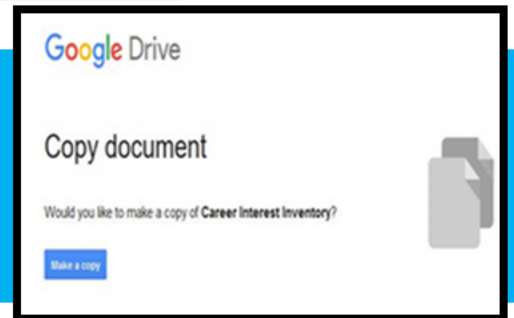
# Google Slides

YOUR RESOURCE COMES WITH A DIGITAL VERSION FOR USE IN GOOGLE SLIDES VIA GOOGLE CLASSROOM. FOLLOW THESE STEPS TO UPLOAD YOUR RESOURCE.

Click here to get your copy: [Better Together](#)

1

You will be prompted to make a copy of the resource. Click on the blue box that says "Make a copy" and the resource will go directly into your Google drive.



2

Go to your Google Drive and locate the copy of the file. You can rename the file at this point or add/delete slides.

3

Next, go to your Google Classroom and add an assignment. Select the Google Drive Symbol and select the resource you want to assign.

4

From here, you should see a grey box that says "Students can view file." Click the grey box. A dropdown menu should appear. Select, "Make a copy for each student."

5

From here, you should see a grey box that says "Students can view file." Click the grey box. A dropdown menu should appear. Select, "Make a copy for each student."

**YOU HAVE TO MAKE A COPY FOR EACH STUDENT!** Otherwise, they will all be editing the same file.

Click "Assign" in the top right corner if you're ready to post! This product is meant to be used in "edit" mode (not "presentation" mode). Edit mode is the only mode that allows drag & drop and writing in text boxes.

Helpful links for using Google Classroom:

[Teacher Tips for using Google Classroom \(TPT blog\)](#)

[Getting Started with Google Classroom \(youtube video\)](#)



# Better Together



## Session Objective:

Identify positive traits in friendships that often complement each other.

## Materials:

- \*Memory game cards, printed double sided, and cut out.
- \*Handouts, pencils.

## Guiding Questions:


- \*What are some things that friends bring to a friendship that helps each other?
- \*What are some positive friendship traits?
- \*How can friends be better together?

## ASCA Standards Alignment:

- \*Mindset: Belief in development of whole self, including a healthy balance of mental, social/emotional and physical well-being. (M 1)
  - \*Behavior: Learning Strategies: Critical thinking skills to make informed decisions (B-LS 1)
  - \*Behavior: Social Skills: Positive, respectful and supportive relationships with students who are similar to and different from them. (B-SS 2)
- ## SEL Competencies:
- \*Self-awareness: Accurate self-perception, recognizing strengths.
  - \*Relationship building: Relationship building.
  - \*Responsible Decision-Making: Solving problems, evaluating, reflecting.

## Session Details (about 30 minutes)

- \*Set up the matching game, printing the game cards with one side being "better together" side and the other being a friendship trait/term. Place the cards face down (with the "better together" side up).
- \*To play Memory, arrange cards face down in a grid. Players take turns flipping two cards. If they match, they keep them and get another turn. If they don't match, they are flipped back over, and the next player goes. The player with the most matched pairs at the end wins.
- \*As players make a match, use pages 12-14 to read to them about their match. What each trait or action means, and how they are better together in friendship. This page will also help you identify matches, they are also color coded.
- \*After the game, have students complete the reflection handouts pages 15-16. Lastly, have them complete the Venn diagram on page 17 thinking of one of their friendships and how they are better together.
- \*Use the posters to display around the classroom/office or create a bulletin board. The posters are also great to use as coloring sheets (printed in black and white).




**Understanding**

© Heart & Mind Teaching



**Acceptance**

© Heart & Mind Teaching




**Encouragement**

© Heart & Mind Teaching



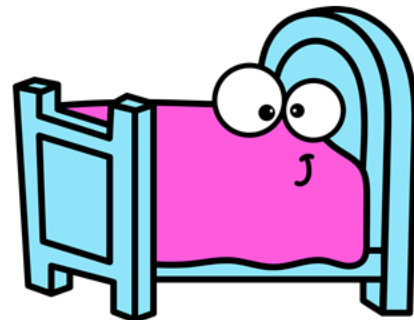
**Creativity**

© Heart & Mind Teaching



**Trust**

© Heart & Mind Teaching



**Comfort**

© Heart & Mind Teaching



Better   
TOGETHER

© Heart & Mind Teaching



Better   
TOGETHER

© Heart & Mind Teaching



Better   
TOGETHER

© Heart & Mind Teaching



Better   
TOGETHER

© Heart & Mind Teaching



Better   
TOGETHER

© Heart & Mind Teaching



Better   
TOGETHER


© Heart & Mind Teaching





**Understanding**

© Heart & Mind Teaching



**Honesty**

© Heart & Mind Teaching



**Support**

© Heart & Mind Teaching




**Loyalty**

© Heart & Mind Teaching



**Joy**

© Heart & Mind Teaching



**Appreciation**

© Heart & Mind Teaching



Better   
TOGETHER

© Heart & Mind Teaching



Better   
TOGETHER

© Heart & Mind Teaching



Better   
TOGETHER

© Heart & Mind Teaching



Better   
TOGETHER

© Heart & Mind Teaching



Better   
TOGETHER


© Heart & Mind Teaching



Better   
TOGETHER


© Heart & Mind Teaching





**Positivity**

© Heart & Mind Teaching



**Reflection**

© Heart & Mind Teaching




**Security**

© Heart & Mind Teaching



**Connection**

© Heart & Mind Teaching



**Awareness**

© Heart & Mind Teaching



**Attentiveness**

© Heart & Mind Teaching



Better   
TOGETHER

© Heart & Mind Teaching



Better   
TOGETHER

© Heart & Mind Teaching



Better   
TOGETHER

© Heart & Mind Teaching



Better   
TOGETHER

© Heart & Mind Teaching



Better   
TOGETHER


© Heart & Mind Teaching



Better   
TOGETHER

© Heart & Mind Teaching





**Support**

© Heart & Mind Teaching




**Learning**

© Heart & Mind Teaching




**Sharing**

© Heart & Mind Teaching



**Cooperation**

© Heart & Mind Teaching



**Adventure**

© Heart & Mind Teaching



**Stability**

© Heart & Mind Teaching



Better   
TOGETHER

© Heart & Mind Teaching



Better   
TOGETHER

© Heart & Mind Teaching



Better   
TOGETHER

© Heart & Mind Teaching



Better   
TOGETHER

© Heart & Mind Teaching



Better   
TOGETHER

© Heart & Mind Teaching




Better   
TOGETHER

© Heart & Mind Teaching










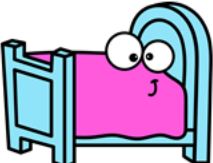
# Friendship Card Pairs

OBJECT 1	FRIENDSHIP TRAIT/ACTION	OBJECT 2	FRIENDSHIP TRAIT/ACTION	WHY THEY'RE BETTER TOGETHER
 <p><b>Sun</b></p>	Positivity (having a good attitude and trying to look on the bright side.)	 <p><b>Moon</b></p>	Reflection (thinking quietly about something that happened.)	Friends brighten your day and help you reflect at night—both bring balance to each other.
 <p><b>Book</b></p>	Learning (discovering new things and growing your mind.)	 <p><b>Backpack</b></p>	Support (helping someone feel strong and safe, especially when things are hard.)	One holds knowledge, the other carries the weight—like friends who help you learn and grow.
 <p><b>Boat</b></p>	Adventure (trying fun, new things—especially with friends!)	 <p><b>Anchor</b></p>	Stability (being steady and dependable—someone your friend can count on.)	Friends go on exciting journeys and also help you feel safe when you need to slow down.
 <p><b>Bucket</b></p>	Sharing (letting someone else use or enjoy something you have.)	 <p><b>Shovel</b></p>	Cooperation (working together and taking turns to get something done.)	Friends who share and work together can build something amazing.

# Friendship Card Pairs

OBJECT 1	FRIENDSHIP TRAIT/ACTION	OBJECT 2	FRIENDSHIP TRAIT/ACTION	WHY THEY'RE BETTER TOGETHER
 <p><b>Thread</b></p>	<p>Connection (when you understand each other, have fun, and care about each other.)</p>	 <p><b>Needle</b></p>	<p>Security (feeling safe, cared for, and protected.)</p>	<p>A friend who connects you to others and keeps you feeling safe is a treasure.</p>
 <p><b>Flower</b></p>	<p>Joy (having a good attitude and trying to look on the bright side.)</p>	 <p><b>Pot</b></p>	<p>Appreciation (thinking quietly about something that happened.)</p>	<p>A friend who brings joy and one who shows appreciation help friendships bloom.</p>
 <p><b>Key</b></p>	<p>Understanding (having a good attitude and trying to look on the bright side.)</p>	 <p><b>Lock</b></p>	<p>Acceptance (thinking quietly about something that happened.)</p>	<p>Friends who understand and accept each other open doors to deeper connection.</p>
 <p><b>Sock</b></p>	<p>Sharing (having a good attitude and trying to look on the bright side.)</p>	 <p><b>Shoe</b></p>	<p>Cooperation (thinking quietly about something that happened.)</p>	<p>Friends who share and work together can build something amazing.</p>

# Friendship Card Pairs

OBJECT 1	FRIENDSHIP TRAIT/ACTION	OBJECT 2	FRIENDSHIP TRAIT/ACTION	WHY THEY'RE BETTER TOGETHER
 <p><b>Lamp</b></p>	<p>Understanding (having a good attitude and trying to look on the bright side.)</p>	 <p><b>Light</b></p>	<p>Honesty (thinking quietly about something that happened.)</p>	<p>Friends who are honest and understanding help light the way when things feel confusing.</p>
 <p><b>Remote</b></p>	<p>Awareness (having a good attitude and trying to look on the bright side.)</p>	 <p><b>TV</b></p>	<p>Attentiveness (thinking quietly about something that happened.)</p>	<p>Friends tune in to each other's needs, just like signals being picked up clearly.</p>
 <p><b>Paintbrush</b></p>	<p>Encouragement (having a good attitude and trying to look on the bright side.)</p>	 <p><b>Paint</b></p>	<p>Creativity (thinking quietly about something that happened.)</p>	<p>Encouraging a friend's creativity helps their true colors shine.</p>
 <p><b>Pillow</b></p>	<p>Trust (having a good attitude and trying to look on the bright side.)</p>	 <p><b>Bed</b></p>	<p>Comfort (thinking quietly about something that happened.)</p>	<p>Friends who offer comfort and trust make you feel safe and warm inside.</p>

# Better Together: Friendship Pairs


Which friendship pair reminds you of one of your friendships?



Draw your own better together pair:


Explain how they are better together:

What is something that you feel you don't have but need or want in a friend to bring to your friendship?



# Better Together: Friendship Pairs


If you were a flower, what kind of vase would you need? (Hint: What helps you grow?)




Why is it okay for friends to be different?

How can our differences make our friendships stronger?"

If you were a boat, who would be your anchor? (Hint: Who helps you feel safe and grounded?)



# Better Together




Just me

What we Share

Just my Friend


**Posters/  
Bulletin  
Board  
Elements**

# Understanding & Honesty




Friends who are honest and understanding help light the way when things feel confusing.

# Attentiveness & Awareness




Friends tune in to each other's  
needs, just like signals being  
picked up clearly.

# Encouragement & Creativity




Encouraging a friend's creativity  
helps their true colors shine.

# Comfort & Trust




Friends who offer comfort and  
trust make you feel safe and  
warm inside.

# Connection & Security



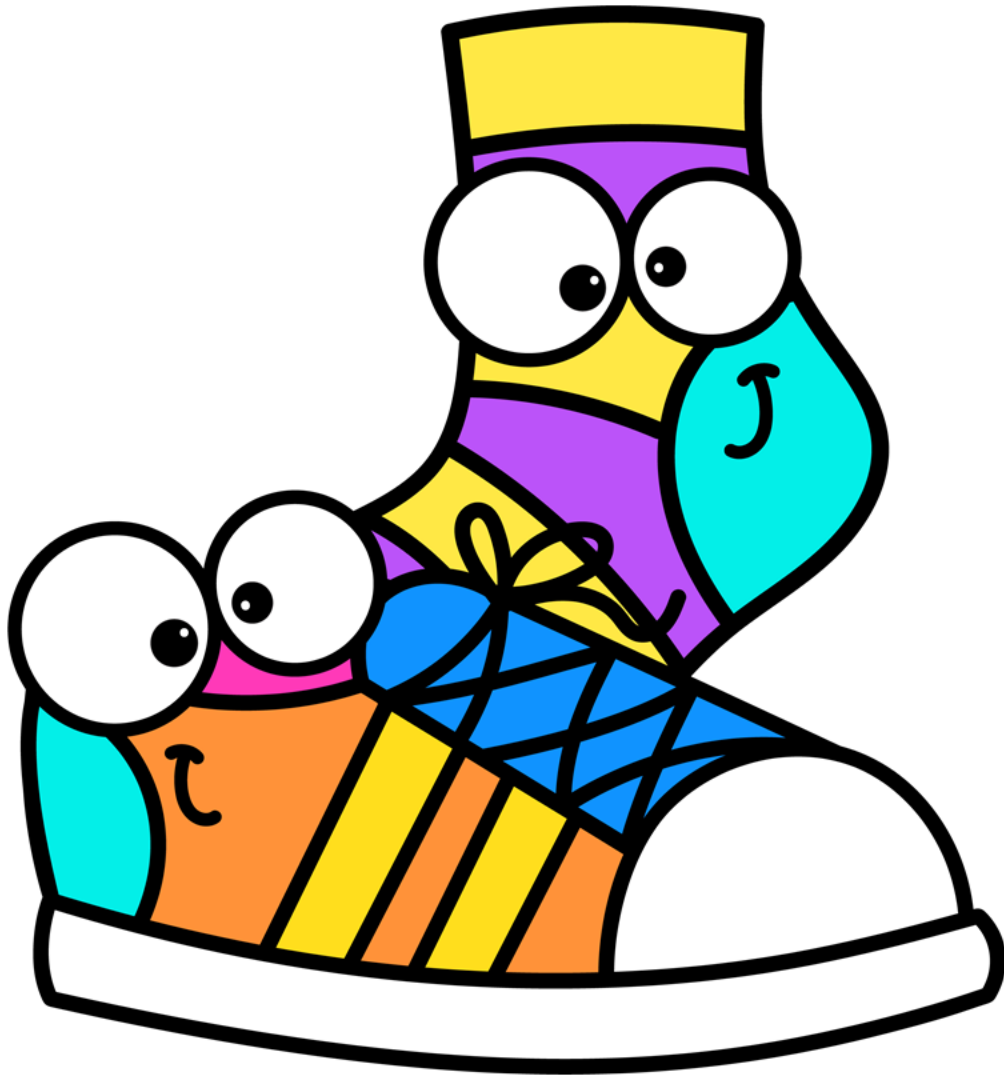
A friend who connects you to  
others and keeps you feeling  
safe is a treasure.

# Understanding & Acceptance




Friends who understand and  
accept each other open doors to  
deeper connection.

# Cooperation & Sharing




Friends who share and work  
together can build something  
amazing.

# Cooperation & Sharing




Friends who share and work  
together can build something  
amazing.

# Appreciation & Joy




A friend who brings joy and one  
who shows appreciation help  
friendships bloom.

# Adventure & Stability




Friends go on exciting journeys  
and also help you feel safe when  
you need to slow down.

# Learning & Support



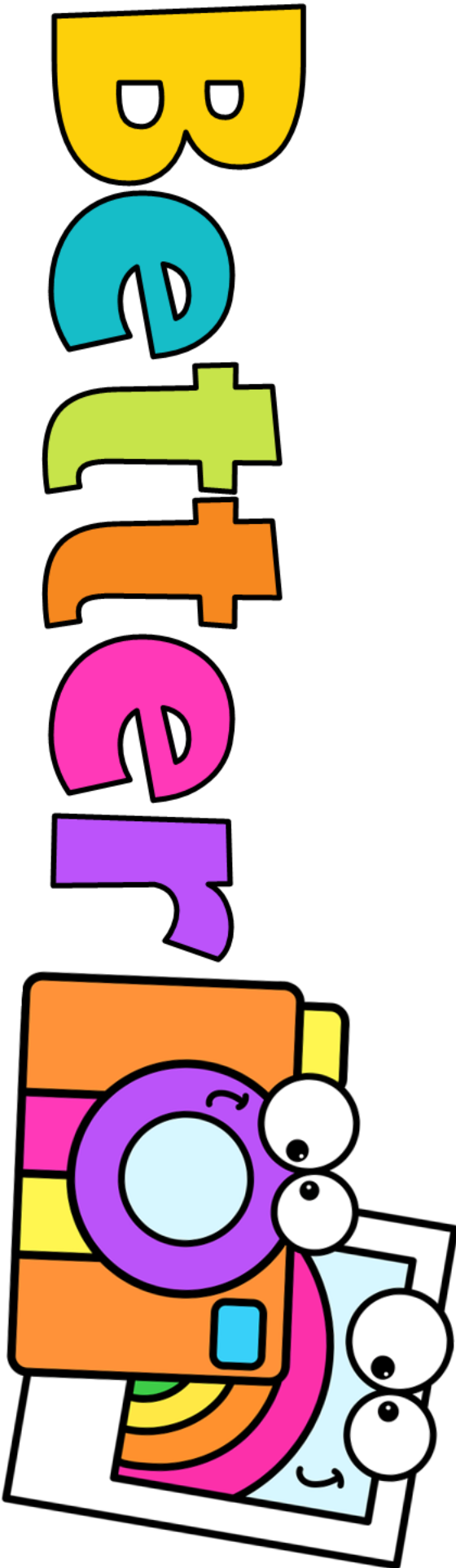
One holds knowledge, the other  
carries the weight—like friends  
who help you learn and grow.


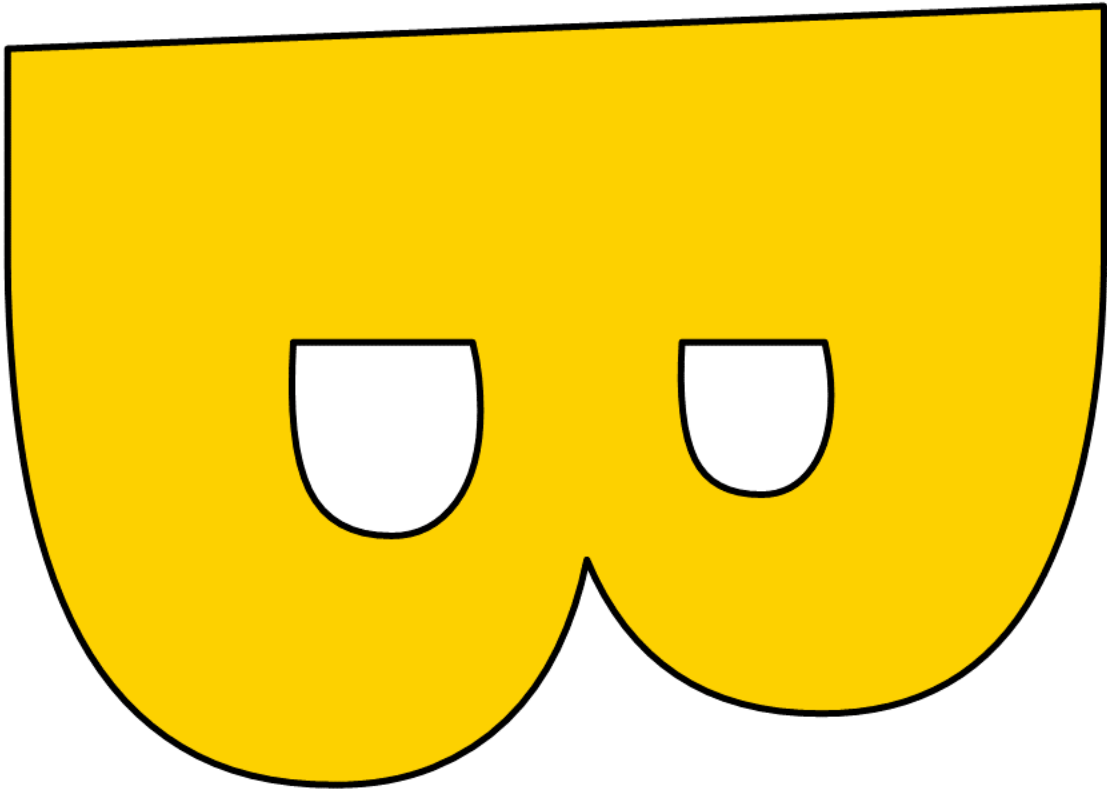
# Positivity & Reflection


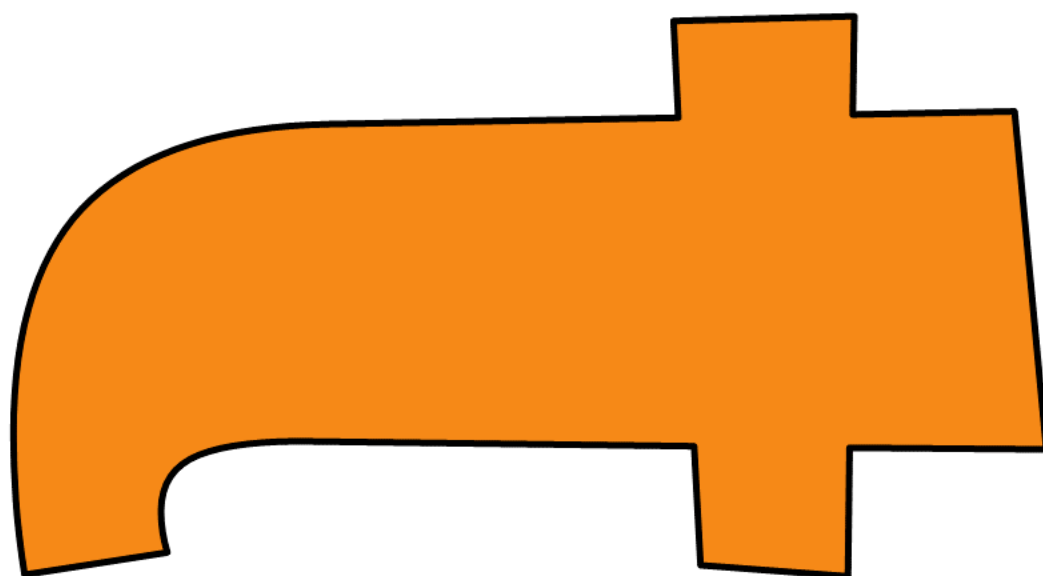
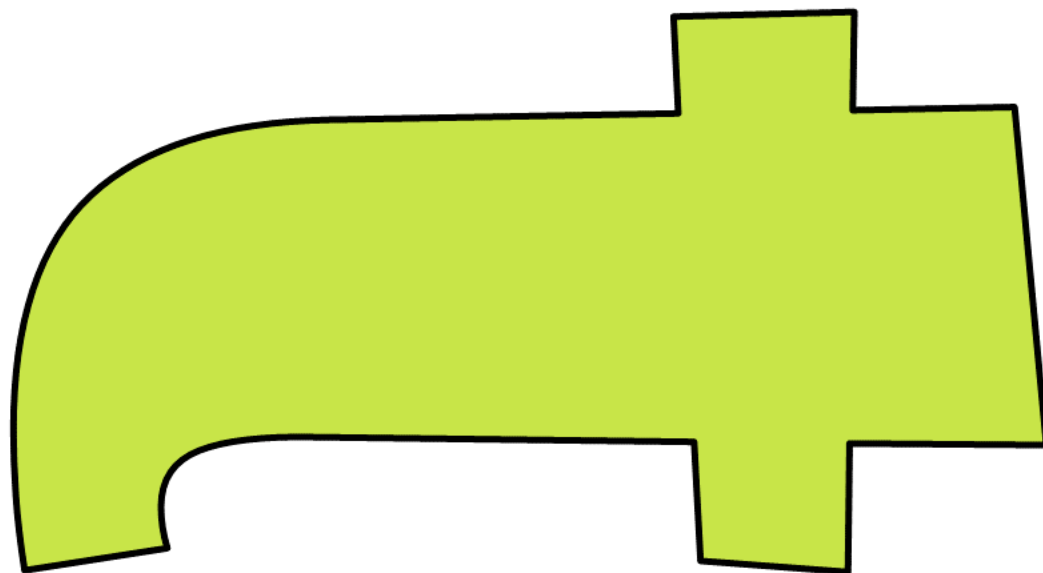




Friends brighten your day and  
help you reflect at night—both  
bring balance to each other.



TOO GET HER

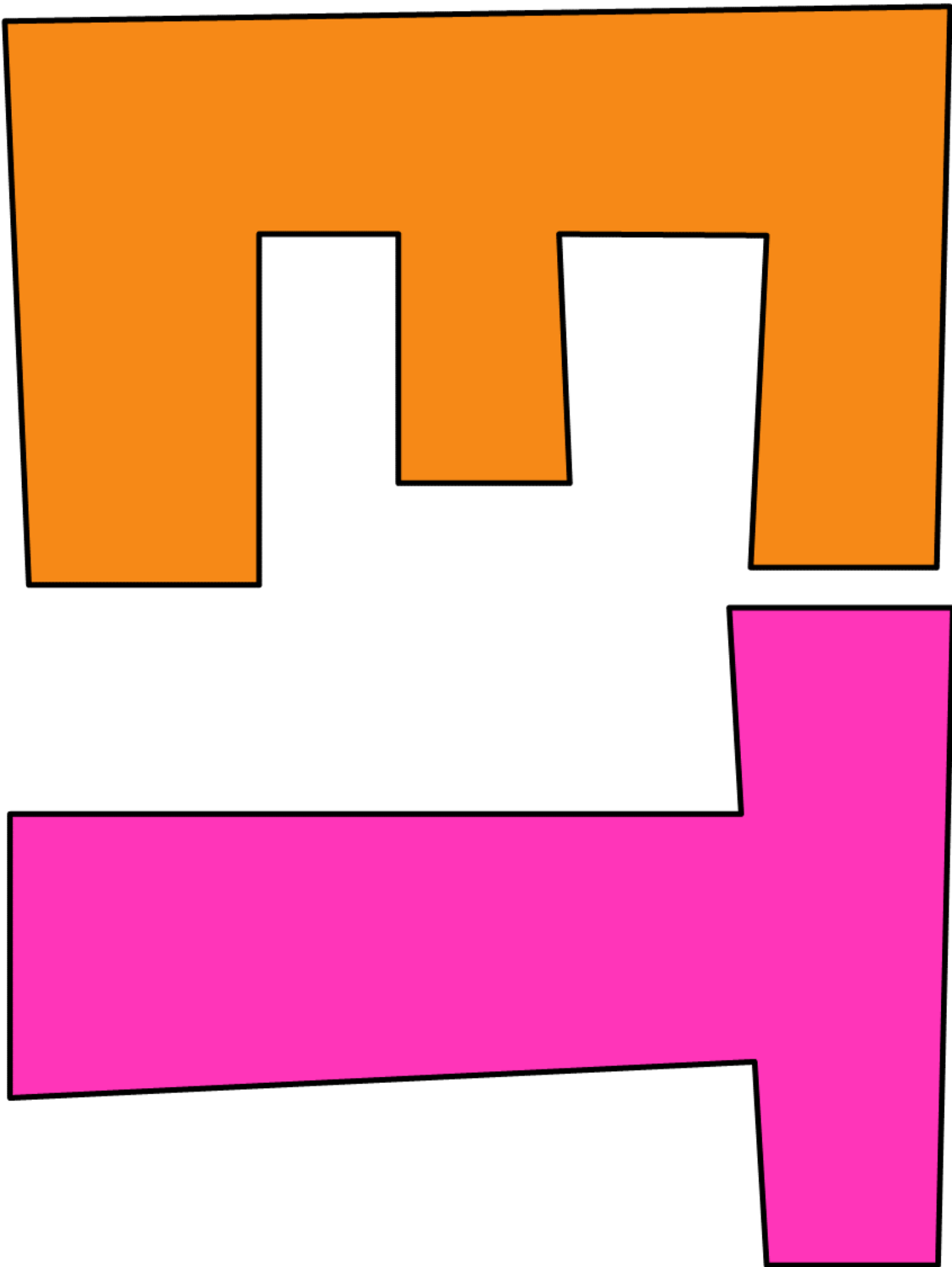



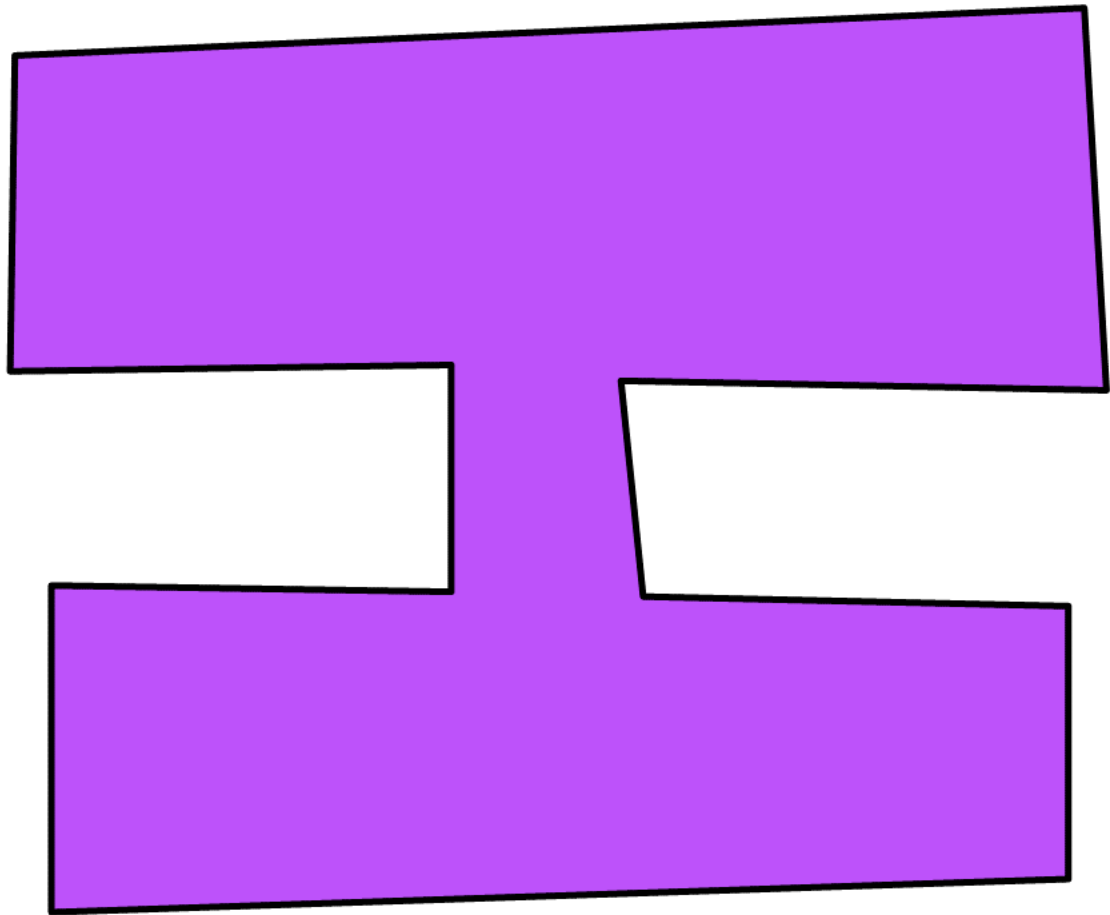


















BLACK AND  
WHITE  
VERSION

# Better TOGETHER



## Session Objective:

Identify positive traits in friendships that often complement each other.

## Materials:

\*Memory game cards, printed double sided, and cut out. (I would color the border of the cards if printed in B&W, so they can be matched with their color border to make the game easier.)

\*Handouts, pencils.

## Guiding Questions:

\*What are some things that friends bring to a friendship that helps each other?

\*What are some positive friendship traits?

\*How can friends be better together?

## Session Details (about 30 minutes)

\*Set up the matching game, printing the game cards with one side being "better together" side and the other being a friendship trait/term. Place the cards face down (with the "better together" side up).

\*To play Memory, arrange cards face down in a grid. Players take turns flipping two cards. If they match, they keep them and get another turn. If they don't match, they are flipped back over, and the next player goes. The player with the most matched pairs at the end wins.

\*As players make a match, use pages 12-14 to read to them about their match. What each trait or action means, and how they are better together in friendship. This page will also help you identify matches.

\*After the game, have students complete the reflection handouts pages 15-16. Lastly, have them complete the Venn diagram on page 17 thinking of one of their friendships and how they are better together.

\*Use the posters to display around the classroom/office or create a bulletin board. The posters are also great to use as coloring sheets (printed in black and white).

## ASCA Standards Alignment:

\*Mindset: Belief in development of whole self, including a healthy balance of mental, social/emotional and physical well-being. (M 1)

\*Behavior: Learning Strategies: Critical thinking skills to make informed decisions (B-LS 1)


\*Behavior: Social Skills: Positive, respectful and supportive relationships with students who are similar to and different from them. (B-SS 2)

## SEL Competencies:

\*Self-awareness: Accurate self-perception, recognizing strengths.


\*Relationship building: Relationship building.

\*Responsible Decision-Making: Solving problems, evaluating, reflecting.




**Understanding**

© Heart & Mind Teaching




**Acceptance**

© Heart & Mind Teaching




**Encouragement**

© Heart & Mind Teaching




**Creativity**

© Heart & Mind Teaching



**Trust**

© Heart & Mind Teaching



**Comfort**

© Heart & Mind Teaching



Better   
TOGETHER



Better   
TOGETHER



Better   
TOGETHER



Better   
TOGETHER




Better   
TOGETHER



Better   
TOGETHER





**Understanding**

© Heart & Mind Teaching



**Honesty**

© Heart & Mind Teaching




**Support**

© Heart & Mind Teaching




**Loyalty**

© Heart & Mind Teaching



**Joy**

© Heart & Mind Teaching



**Appreciation**

© Heart & Mind Teaching



Better   
TOGETHER



Better   
TOGETHER



Better   
TOGETHER



Better   
TOGETHER




Better   
TOGETHER




Better   
TOGETHER





**Positivity**

© Heart & Mind Teaching




**Reflection**

© Heart & Mind Teaching




**Security**

© Heart & Mind Teaching




**Connection**

© Heart & Mind Teaching



**Awareness**

© Heart & Mind Teaching



**Attentiveness**

© Heart & Mind Teaching



Better   
TOGETHER



Better   
TOGETHER



Better   
TOGETHER



Better   
TOGETHER




Better   
TOGETHER




Better   
TOGETHER





**Support**

© Heart & Mind Teaching




**Learning**

© Heart & Mind Teaching




**Sharing**

© Heart & Mind Teaching




**Cooperation**

© Heart & Mind Teaching



**Adventure**

© Heart & Mind Teaching



**Stability**

© Heart & Mind Teaching



Better   
TOGETHER



Better   
TOGETHER



Better   
TOGETHER



Better   
TOGETHER










Better   
TOGETHER






Better   
TOGETHER











# Friendship Card Pairs

OBJECT 1	FRIENDSHIP TRAIT/ACTION	OBJECT 2	FRIENDSHIP TRAIT/ACTION	WHY THEY'RE BETTER TOGETHER
 <b>Sun</b>	Positivity (having a good attitude and trying to look on the bright side.)	 <b>Moon</b>	Reflection (thinking quietly about something that happened.)	Friends brighten your day and help you reflect at night—both bring balance to each other.
 <b>Book</b>	Learning (discovering new things and growing your mind.)	 <b>Backpack</b>	Support (helping someone feel strong and safe, especially when things are hard.)	One holds knowledge, the other carries the weight—like friends who help you learn and grow.
 <b>Boat</b>	Adventure (trying fun, new things—especially with friends!)	 <b>Anchor</b>	Stability (being steady and dependable—someone your friend can count on.)	Friends go on exciting journeys and also help you feel safe when you need to slow down.
 <b>Bucket</b>	Sharing (letting someone else use or enjoy something you have.)	 <b>Shovel</b>	Cooperation (working together and taking turns to get something done.)	Friends who share and work together can build something amazing.

# Friendship Card Pairs


OBJECT 1	FRIENDSHIP TRAIT/ACTION	OBJECT 2	FRIENDSHIP TRAIT/ACTION	WHY THEY'RE BETTER TOGETHER
 <b>Thread</b>	<p>Connection (when you understand each other, have fun, and care about each other.)</p>	 <b>Needle</b>	<p>Security (feeling safe, cared for, and protected.)</p>	<p>A friend who connects you to others and keeps you feeling safe is a treasure.</p>
 <b>Flower</b>	<p>Joy (having a good attitude and trying to look on the bright side.)</p>	 <b>Pot</b>	<p>Appreciation (thinking quietly about something that happened.)</p>	<p>A friend who brings joy and one who shows appreciation help friendships bloom.</p>
 <b>Key</b>	<p>Understanding (having a good attitude and trying to look on the bright side.)</p>	 <b>Lock</b>	<p>Acceptance (thinking quietly about something that happened.)</p>	<p>Friends who understand and accept each other open doors to deeper connection.</p>
 <b>Sock</b>	<p>Sharing (having a good attitude and trying to look on the bright side.)</p>	 <b>Shoe</b>	<p>Cooperation (thinking quietly about something that happened.)</p>	<p>Friends who share and work together can build something amazing.</p>

# Friendship Card Pairs

OBJECT 1	FRIENDSHIP TRAIT/ACTION	OBJECT 2	FRIENDSHIP TRAIT/ACTION	WHY THEY'RE BETTER TOGETHER
 <p><b>Lamp</b></p>	<p>Understanding (having a good attitude and trying to look on the bright side.)</p>	 <p><b>Light</b></p>	<p>Honesty (thinking quietly about something that happened.)</p>	<p>Friends who are honest and understanding help light the way when things feel confusing.</p>
 <p><b>Remote</b></p>	<p>Awareness (having a good attitude and trying to look on the bright side.)</p>	 <p><b>TV</b></p>	<p>Attentiveness (thinking quietly about something that happened.)</p>	<p>Friends tune in to each other's needs, just like signals being picked up clearly.</p>
 <p><b>Paintbrush</b></p>	<p>Encouragement (having a good attitude and trying to look on the bright side.)</p>	 <p><b>Paint</b></p>	<p>Creativity (thinking quietly about something that happened.)</p>	<p>Encouraging a friend's creativity helps their true colors shine.</p>
 <p><b>Pillow</b></p>	<p>Trust (having a good attitude and trying to look on the bright side.)</p>	 <p><b>Bed</b></p>	<p>Comfort (thinking quietly about something that happened.)</p>	<p>Friends who offer comfort and trust make you feel safe and warm inside.</p>

# Better Together: Friendship Pairs


Which friendship pair reminds you of one of your friendships?



Draw your own better together pair:


Explain how they are better together:

What is something that you feel you don't have but need or want in a friend to bring to your friendship?



# Better Together: Friendship Pairs


If you were a flower, what kind of vase would you need? (Hint: What helps you grow?)



Why is it okay for friends to be different?

How can our differences make our friendships stronger?"

If you were a boat, who would be your anchor? (Hint: Who helps you feel safe and grounded?)



# Better Together



Just me



What we Share




Just my Friend

# **Posters/ Bulletin Board Elements**


**(Tip: Posters make for  
great coloring sheets!)**

# Understanding & Honesty




Friends who are honest and understanding help light the way when things feel confusing.

# Attentiveness & Awareness




Friends tune in to each other's  
needs, just like signals being  
picked up clearly.

# Encouragement & Creativity




Encouraging a friend's creativity  
helps their true colors shine.

# Comfort & Trust




Friends who offer comfort and  
trust make you feel safe and  
warm inside.

# Connection & Security




A friend who connects you to  
others and keeps you feeling  
safe is a treasure.

# Understanding & Acceptance




Friends who understand and  
accept each other open doors to  
deeper connection.

# Cooperation & Sharing




Friends who share and work  
together can build something  
amazing.

# Cooperation & Sharing




Friends who share and work  
together can build something  
amazing.

# Appreciation & Joy




A friend who brings joy and one  
who shows appreciation help  
friendships bloom.

# Adventure & Stability




Friends go on exciting journeys  
and also help you feel safe when  
you need to slow down.

# Learning & Support




One holds knowledge, the other  
carries the weight—like friends  
who help you learn and grow.


# Positivity & Reflection


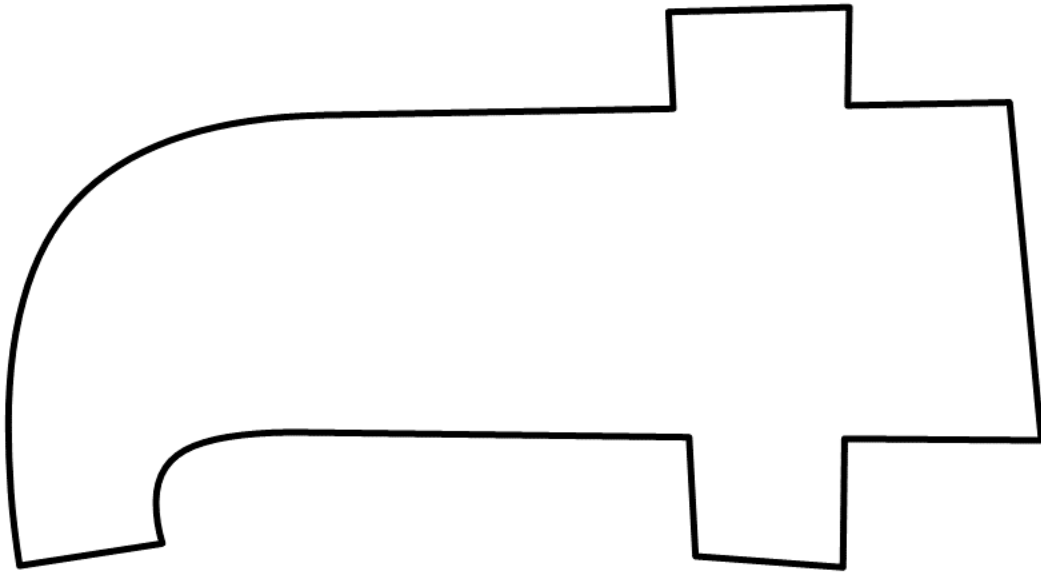
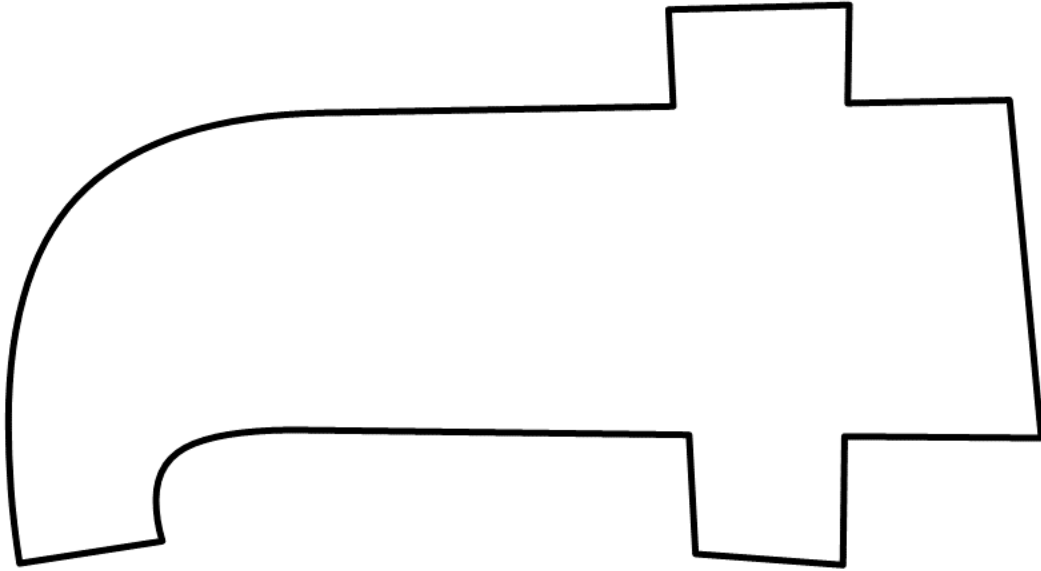


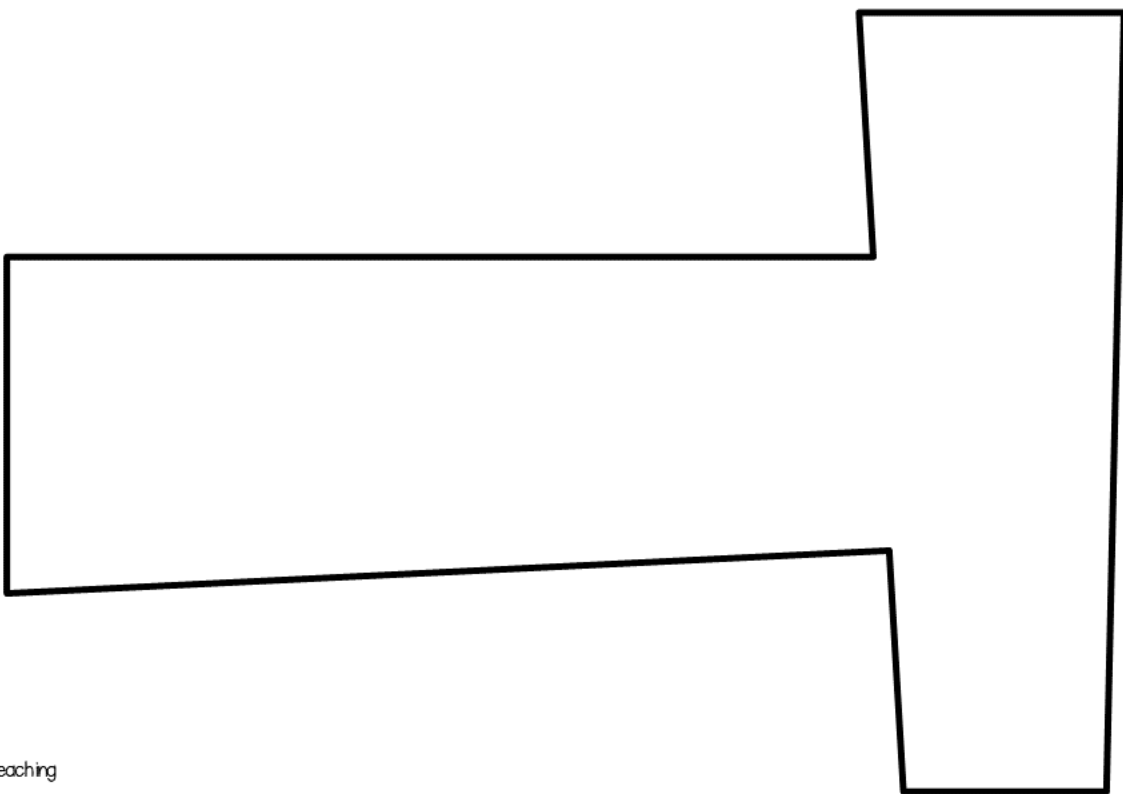
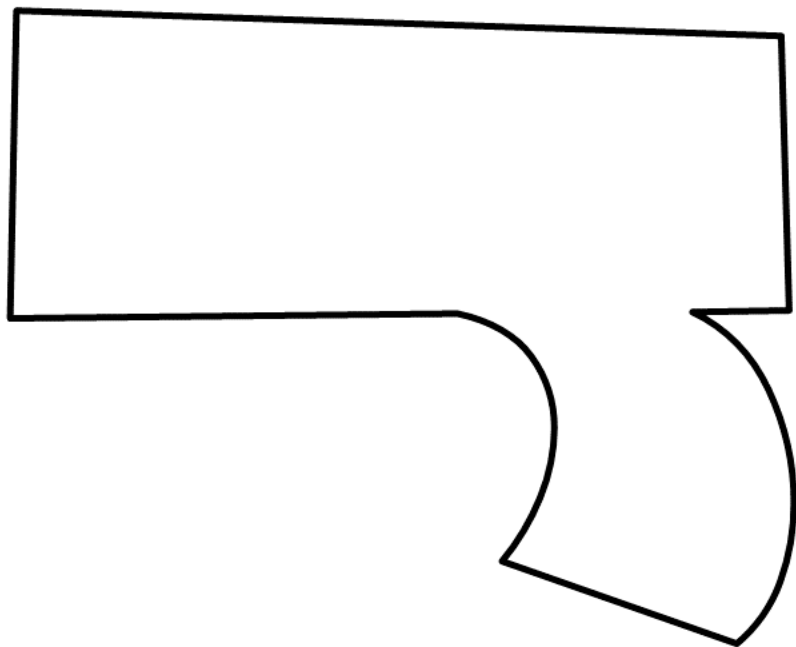
Friends brighten your day and  
help you reflect at night—both  
bring balance to each other.


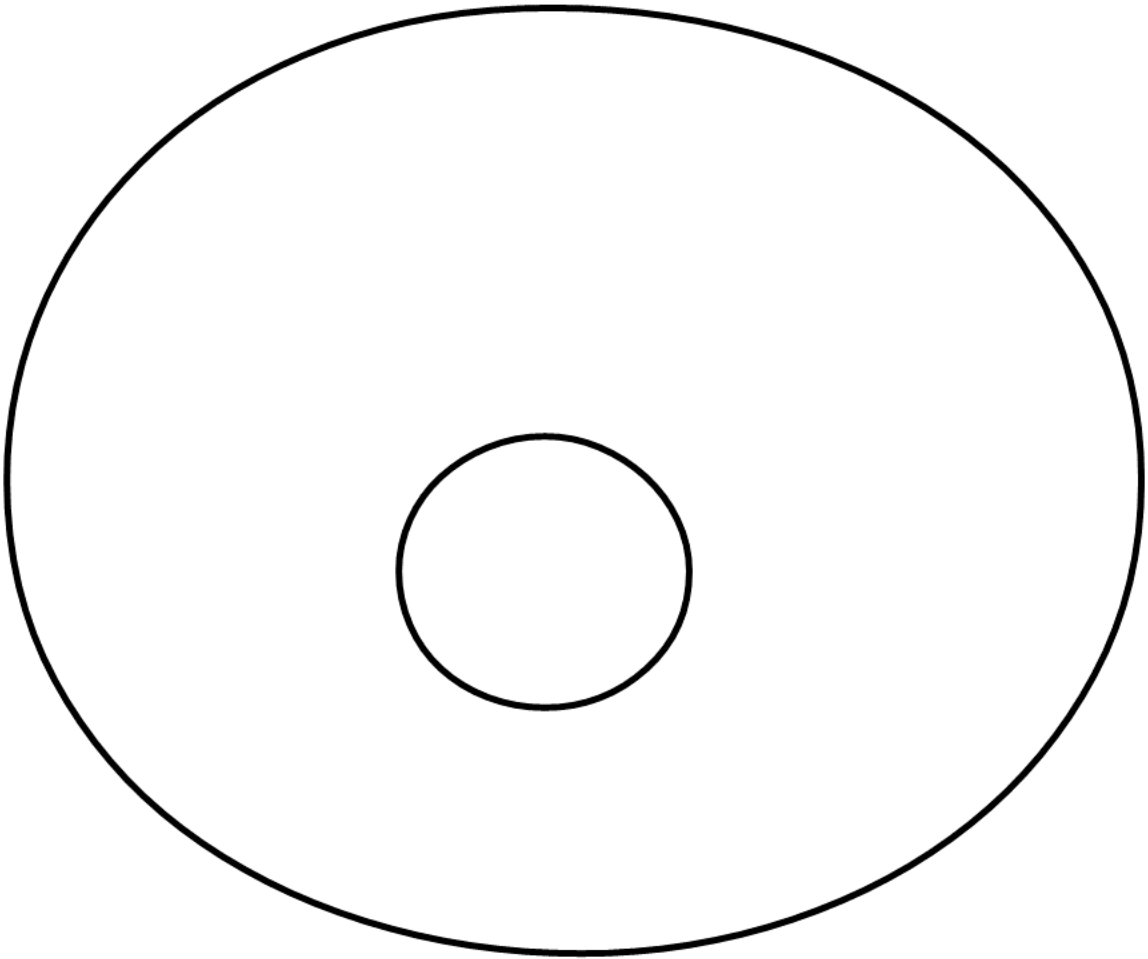
TOO GET HER

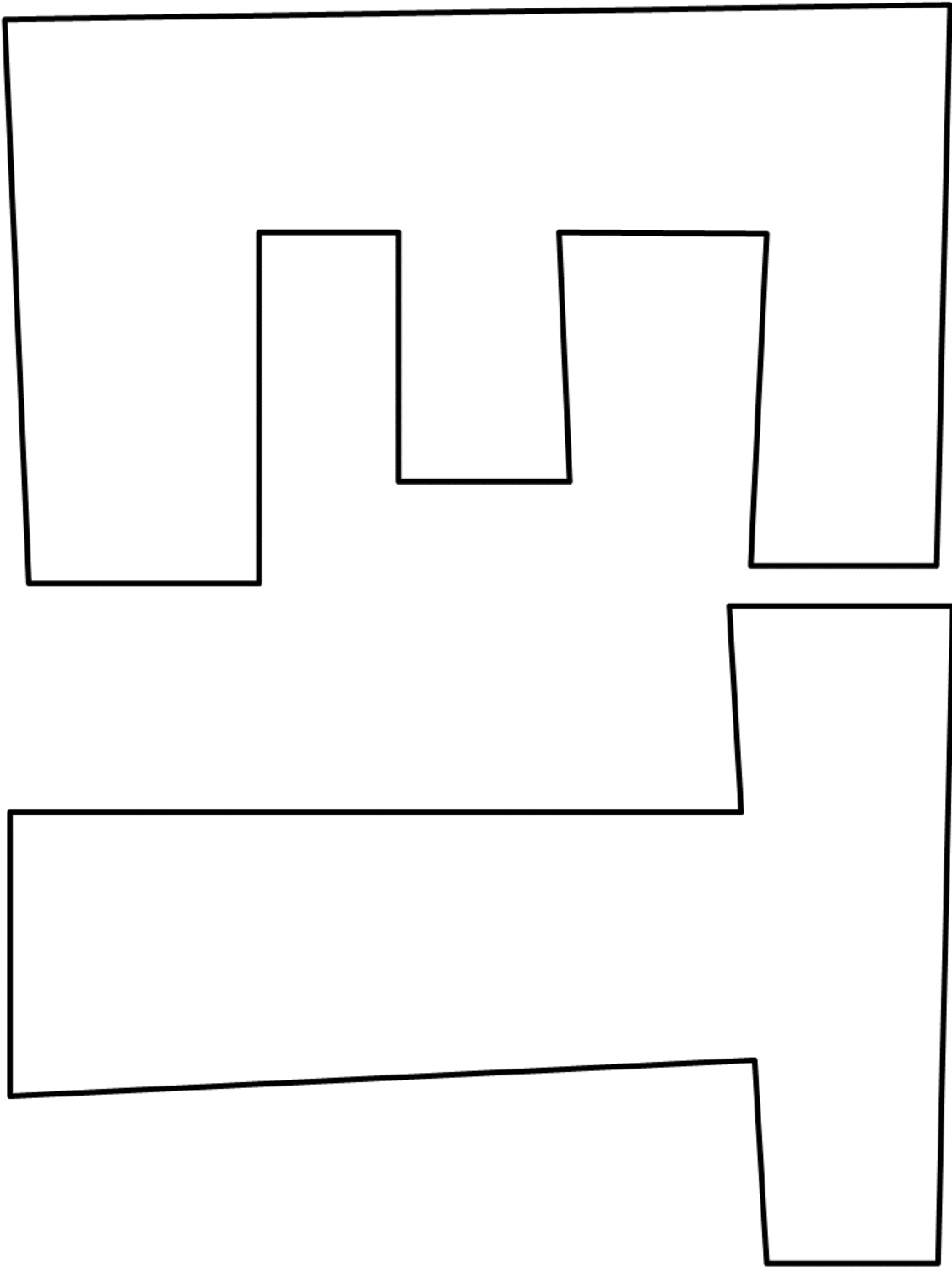


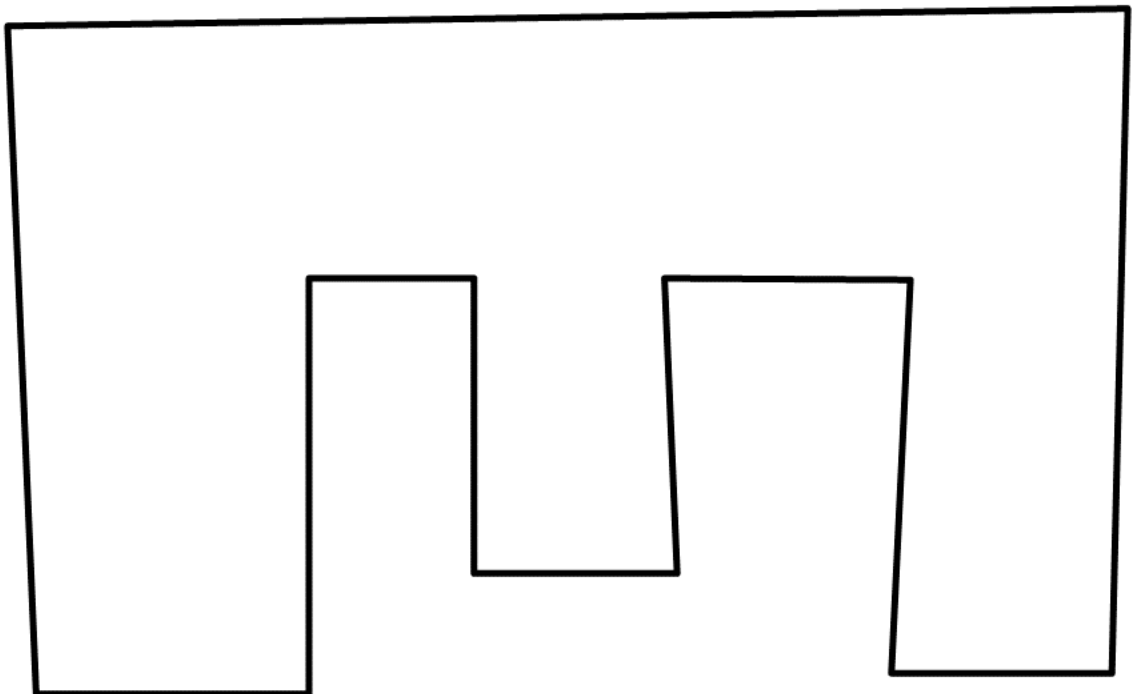
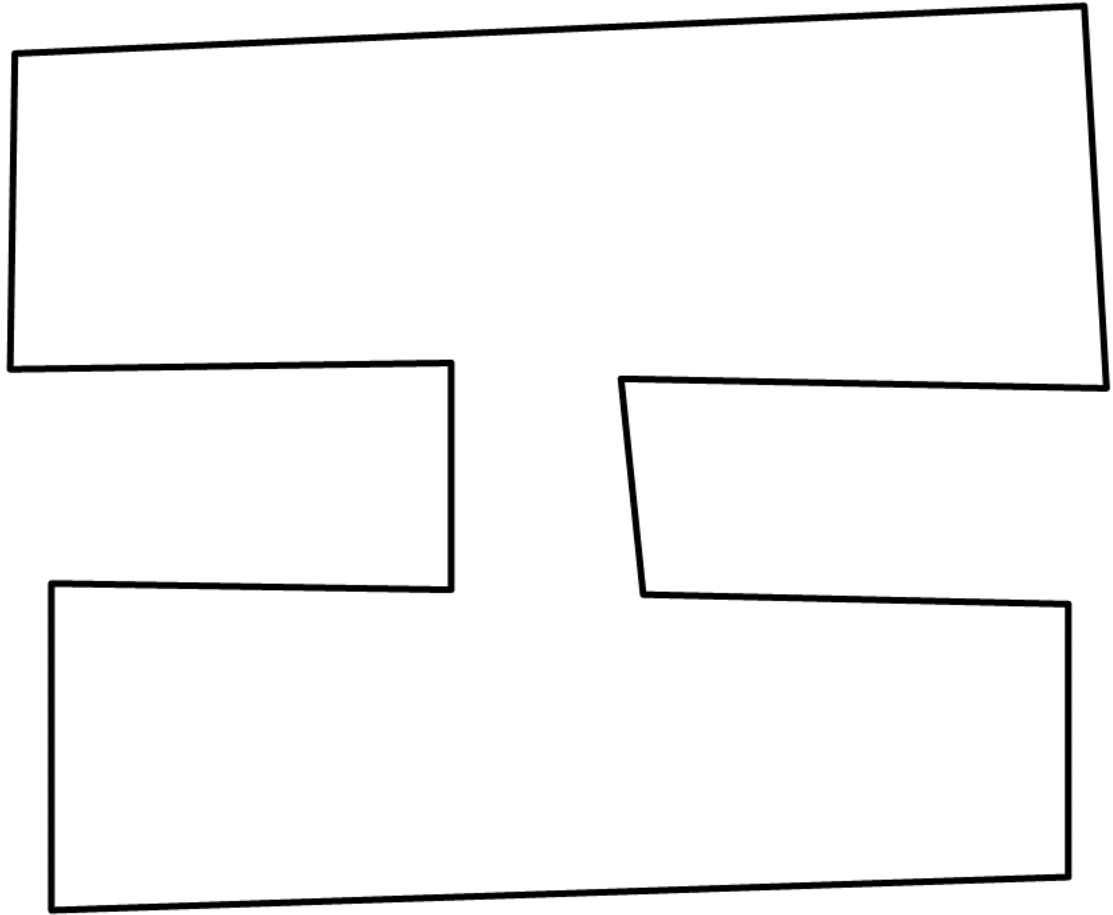


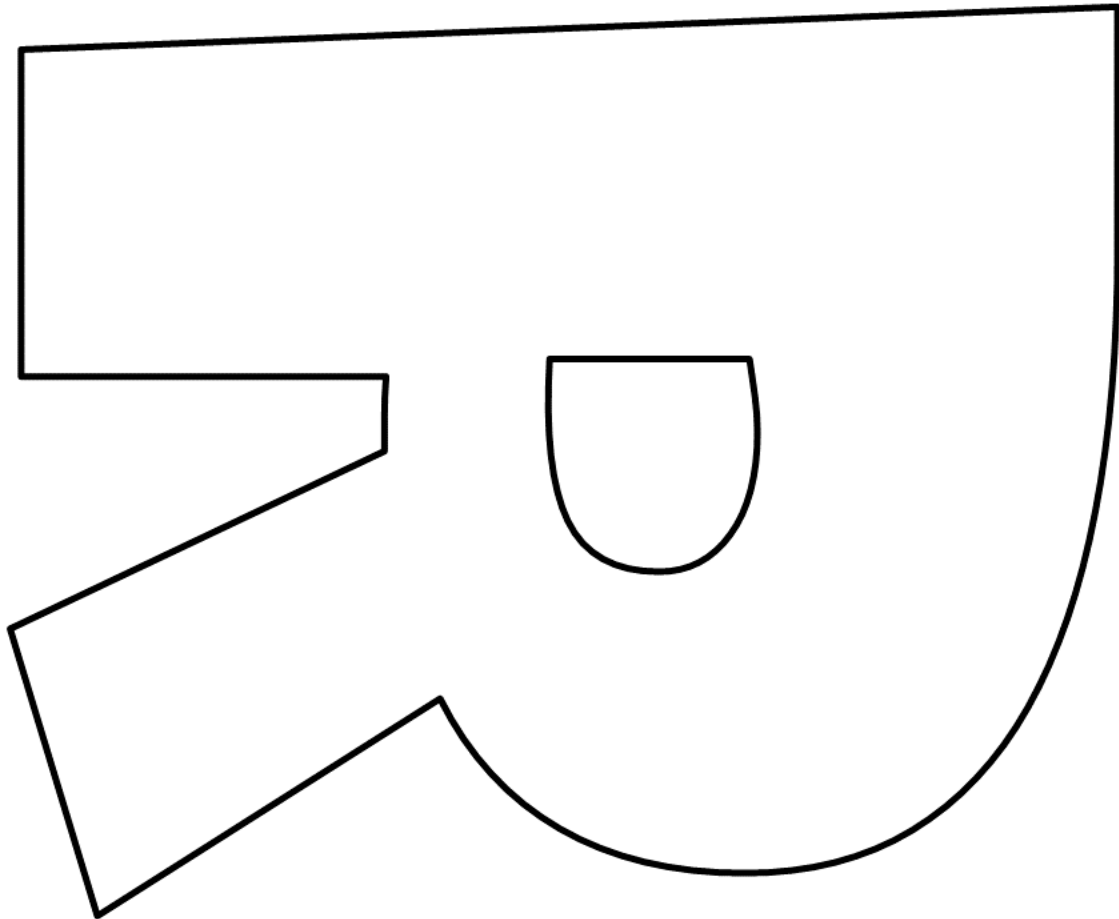







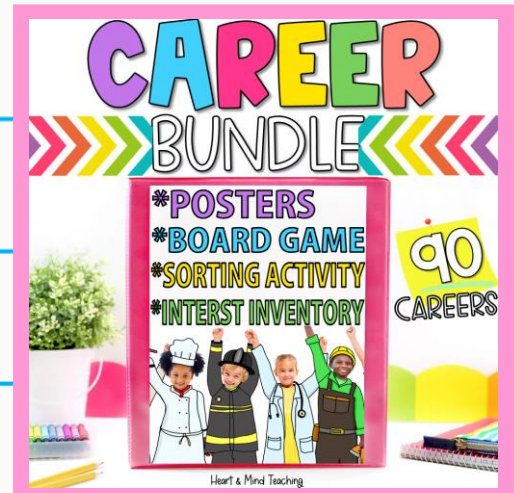
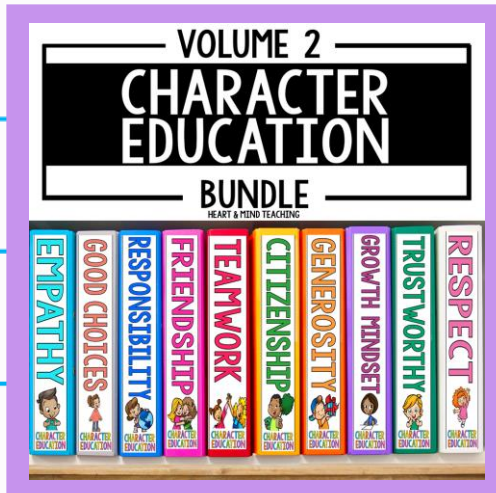
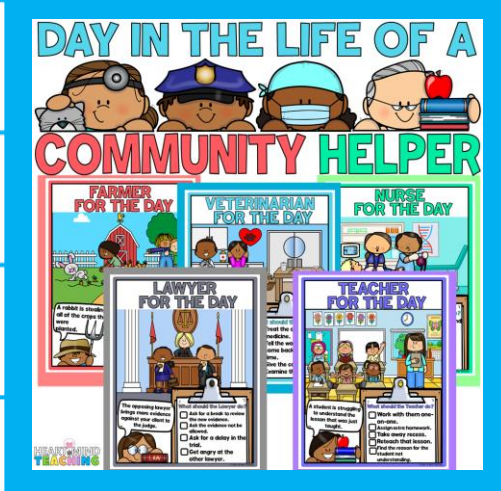








# ♡♡ Best Selling Resources



## COUNSELOR COLLAB MEMBERSHIP

The Must-have resource membership:

[www.counselorcollab.com](http://www.counselorcollab.com)

## ♡ WANT A PEEK INTO MY CLASSROOM?

Check out my website:

[www.heartandmindteaching.com](http://www.heartandmindteaching.com) 



# TERMS OF USE

By purchasing this product, you, the purchaser, are granted the right to reproduce pages for ONE classroom only. Duplication for more than one classroom or teacher is strictly forbidden. Doing so is a violation of the Digital Millennium Copyright Act (DMCA). This resource may not be uploaded or distributed online for free (even if it is a free resource) - on a district or outside site. Thank you for respecting my work!

## You may:

- ✓ Use items for your personal use.
- ✓ Make copies for your classroom or your own student's families.
- ✓ Reference (without distribution) this product in blog posts, seminars, PD workshops, provided there is credit given to myself as the author and a link back to my TPT store included.

## You may not:

- ✗ Claim this work as your own, alter the files in any way, or remove the copyright.
- ✗ Repackage, sell, or giveaway this product to others.
- ✗ Offer to share this product anywhere on the internet as a download or copy.

## A special thanks to these authors:

THIS RESOURCE WAS CREATED WITH ELEMENTS FROM THESE AUTHORS.

