

o MUSIC  city COUNSELOR


# THANK YOU FOR YOUR PURCHASE!



Hey y'all, Laura here! I so appreciate when you please take a moment to leave a review on my resources on my TpT Store. Thanks for your support! Enjoy the resource!

♥ *laura oathout*

# LET'S CONNECT!



For helpful ideas, engaging resources, and freebies, please check out my website and membership!

o ♥ **WEBSITE:** [www.musiccitycounselor.com](http://www.musiccitycounselor.com)

♥ **MEMBERSHIP:** [www.counselorcollab.com](http://www.counselorcollab.com)

# DIRECTIONS:

This Christmas-themed seek-and-find activity focuses on feelings identification.

To play, students count how many of each feelings face they can find, then write the number on the line at the bottom.

6 feelings are included for each design: happy, sad, angry, nervous, surprised, excited, grumpy, and scared.

6 different clipart options are included: Santa, Reindeer, Elf, Frosty the Snowman, Gingerbread Man, and Christmas Tree.


Questions, comments, or suggestions? Please contact me any time at [laura@musiccitycounselor.com](mailto:laura@musiccitycounselor.com). I'm here to help!

PS I SO appreciate when you please take a moment to leave a review on my resources on my TpT store. It earns you credits towards future purchases, helps other educators find quality resources, and helps my small business grow! 😊


Name: \_\_\_\_\_

# SANTA FIND THE FEELINGS

Count how many of each feeling you find. Write the number on the line.




|   |  |  |  |
|---|--|--|--|
| Happy Santa<br> _____ | Angry Santa<br> _____   | Surprised Santa<br> _____ | Grumpy Santa<br> _____ |
| Sad Santa<br> _____   | Nervous Santa<br> _____ | Excited Santa<br> _____   | Scared Santa<br> _____ |











Name: \_\_\_\_\_

# REINDEER FIND THE FEELINGS

Count how many of each feeling you find. Write the number on the line.




|  |   |   |   |
|--|---|---|---|
| Happy Reindeer<br> _____ | Angry Reindeer<br> _____   | Surprised Reindeer<br> _____ | Grumpy Reindeer<br> _____ |
| Sad Reindeer<br> _____   | Nervous Reindeer<br> _____ | Excited Reindeer<br> _____   | Scared Reindeer<br> _____ |




Name: \_\_\_\_\_

# ELF FIND THE FEELINGS

Count how many of each feeling you find. Write the number on the line.




|  |   |   |   |
|--|---|---|---|
| <p>Happy Elf</p>  <p>_____</p> | <p>Angry Elf</p>  <p>_____</p>   | <p>Surprised Elf</p>  <p>_____</p> | <p>Grumpy Elf</p>  <p>_____</p> |
| <p>Sad Elf</p>  <p>_____</p>   | <p>Nervous Elf</p>  <p>_____</p> | <p>Excited Elf</p>  <p>_____</p>   | <p>Scared Elf</p>  <p>_____</p> |



Name: \_\_\_\_\_

# GINGERBREAD FIND THE FEELINGS

Count how many of each feeling you find. Write the number on the line.



Happy Gingerbread



Angry Gingerbread



Surprised Gingerbread



Grumpy Gingerbread



Sad Gingerbread



Nervous Gingerbread



Excited Gingerbread



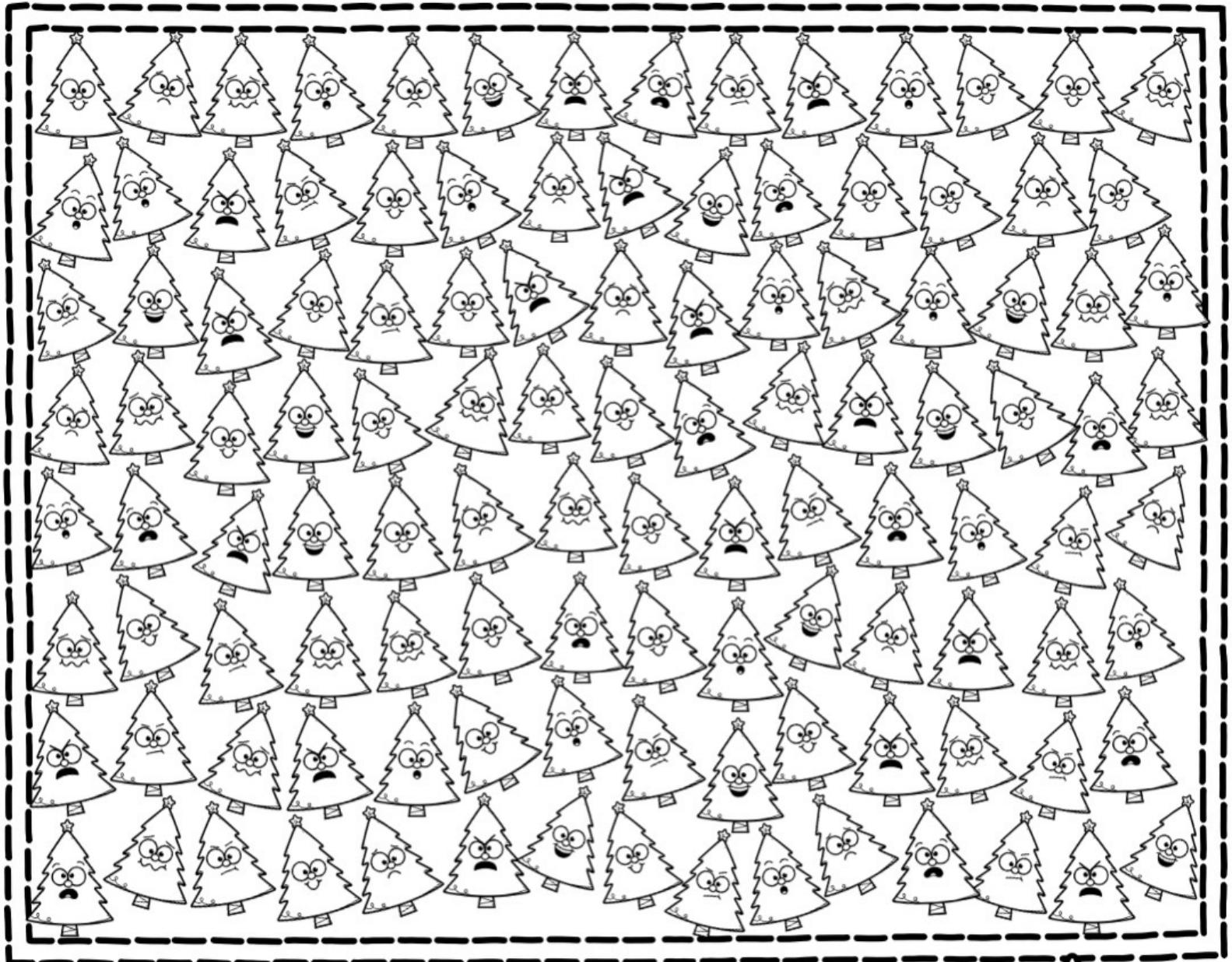
Scared Gingerbread












Name: \_\_\_\_\_

# CHRISTMAS TREE FIND THE FEELINGS

Count how many of each feeling you find. Write the number on the line.




|  |   |   |   |
|--|---|---|---|
| Happy Tree<br> _____ | Angry Tree<br> _____   | Surprised Tree<br> _____ | Grumpy Tree<br> _____ |
| Sad Tree<br> _____   | Nervous Tree<br> _____ | Excited Tree<br> _____   | Scared Tree<br> _____ |



Name: \_\_\_\_\_

# SNOWMAN FIND THE FEELINGS

Count how many of each feeling you find. Write the number on the line.



Happy Snowman



\_\_\_\_\_

Angry Snowman



\_\_\_\_\_

Surprised Snowman



\_\_\_\_\_

Grumpy Snowman



\_\_\_\_\_

Sad Snowman



\_\_\_\_\_

Nervous Snowman



\_\_\_\_\_

Excited Snowman




\_\_\_\_\_

Scared Snowman



\_\_\_\_\_



# TERMS OF USE:

- Make copies for the purchaser's classroom AND share copies with other educators within your school building
- Reference (without distribution) this product in blog posts, seminars, professional development workshops, or other such venues provided there is both credit given to myself as the author and a link back to my TpT store included in the post/presentation

YOU MAY

- Claim the work as your own, alter the files in any way, or remove/attempt to remove the copyright
- Share this product with educators outside of your school building
- Repackage, sell, or giveaway this product to others
- Offer to share this product anywhere on the internet as a download or copy

YOU MAY NOT



Please contact me any time at [laura@musiccitycounselor.com](mailto:laura@musiccitycounselor.com) with questions, suggestions, resource requests, or comments. I'm here to help and would love to hear from you!

♥ *laura outhout*

THIS RESOURCE WAS MADE POSSIBLE THANKS TO:

