

# Color the Feelings

Winter Edition

### SCARED Feelings

Feeling afraid or fearful

Scared looks like

Scared feels like

Scared sounds like



### COLOR the Feelings

Happy-Green Sad-Blue  
Angry-Red Worried-Yellow Scared-Purple

Color the winter feelings using the color code above.



# COLOR the Feelings



## Winter Edition

### Session Objective:

\*Students will identify feeling words and physical expressions of feelings.

### Materials:

- \*Pencils
- \*Crayons
- \*Color the Feeling handouts

### Guiding Questions:

- \*What are some similarities with how we express our feelings?
- \*What are some differences with how we express our feelings?

### Session Details (about 30 minutes)

\*Say "Everyone experiences feelings, sometimes those feelings are expressed differently, some people get red in the face when angry, some cry when sad, some scream when scared, some jump for joy. It's important to identify how our feelings look because the more we understand our emotions the more we can control them." Pass out the handouts. Let's start by going through each feeling one by one. The first is sadness which means feeling unhappy or upset. A common way to express sadness is a frown or crying. Let's go through the handouts to find out how you express sadness. We also need to think about how we can overcome sadness, some ways are...(read handout). Are there any that you would add to this list? Let's think of words that also mean sad, or synonyms, and words that mean the opposite of sad, antonyms. (Review accompanying handouts). Repeat this for all 5 feelings. Then go to the color the feelings pages with all the feelings. Have them complete it using the color code at the top of the page. Once complete, Say "now we are going to identify how certain situations would make us feel, each of us might have unique answers and there is no right or wrong answer because we may have different feelings about things." The next page is color by code, identify the feeling word and color it the assigned color.

### ASCA Standards Alignment:

- \*Mindset: Belief in development of whole self, including a healthy balance of mental, social/emotional and physical well-being. (M I)
- \*Behavior: Social Skills: Use effective oral and written communication skills and listening skills (B-SS I)

### SEL Competencies:

- \*Self-awareness: identifying emotions, accurate self-perception.

# COLOR the Feelings

Happy=Green

Sad=Blue

Angry=Red

Worried=Yellow

Scared=Purple

Color the winter feelings using the color code above.





# COLOR the Feelings

Happy=Green

Sad=Blue

Angry=Red

Worried=Yellow

Scared=Purple

Color the winter feelings using the color code above.



# COLOR the Feelings

Happy=Green Sad=Blue

Angry=Red Worried=Yellow Scared=Purple

You trip and fall, color your feeling:




You get a bad grade, color your feeling:




You don't get invited to a party, color your feeling:



Someone else is feeling sad, color your feeling:



You break your favorite toy, color your feeling:




# COLOR the Feelings


Happy=Green Sad=Blue

Angry=Red Worried=Yellow Scared=Purple


Someone cuts in front of you in line, color your feeling:




Someone makes fun of you, color your feeling:



You get an award, color your feeling:



You watch a scary movie, color your feeling:



Someone pushes you, color your feeling:




# COLOR the Feelings

Happy=Green Sad=Blue

Angry=Red Worried=Yellow Scared=Purple

Someone interrupts you, color your feeling:



You forget your homework at home, color your feeling:



Your teacher calls on you to read aloud, color your feeling:



You have an important test tomorrow, color your feeling:



You get a good grade, color your feeling:




# COLOR the Feelings


Happy=Green Sad=Blue

Angry=Red Worried=Yellow Scared=Purple


Someone calls you a mean name, color your feeling:



Someone says hi to you, color your feeling:




You hear a loud noise, color your feeling:



You are in a room and the lights go out, color your feeling:



Someone compliments you, color your feeling:



# COLOR the Feelings

Happy=Green Sad=Blue

Angry=Red Worried=Yellow Scared=Purple

You lose at a game, color your feeling:



You get the lead role in the school play, color your feeling:



Your parent is upset with you, color your feeling:



Someone takes your pencil without asking, color your feeling:







Someone laughs at you, color your feeling:



# COLOR BY

## CODE



Find the word and color it using the key below:

Happy=Green Sad=Blue

Angry=Red Worried=Yellow Scared=Purple

# COLOR the Feelings



Sad



Happy



Angry




Scared



Worried

# SAD Feelings

Color the sad winter hat



What do you notice about the way the hat looks?

How do you feel when you are sad?

What makes you feel sad?

# SAD Feelings

Sad looks like:

Feeling unhappy or upset.



Sad sounds like:

Sad feels like:

# SAD Feelings



Draw what sad looks like to you:




Draw something that makes you sad:



Draw something that helps you feel better when sad:

# SAD Feelings



These are some things that can help when you feel sad, color the ones you would use:



Talk about it.



Listen to music.



Make a list of what you are grateful for.



Write in a journal or diary.



Hug a stuffed animal.



Take a break.



Draw your feelings.



Think about things that make you feel happiness.



Do something that makes you happy.

# SAD Feelings

These are some things that can help when you feel sad:



Talk about it.

Listen to music.



Make a list of what you are grateful for.


Write in a journal or diary.



Hug a stuffed animal.

Call a friend.


Draw your feelings.



Do something that makes you happy.



Think about things that make you feel happiness.



Color the

**SAD**

feelings.



Similar words for

**SAD**

(Synonyms)



Upset



Somber



Blue



Upset



Heartbroken



Gloomy



Down



Unhappy

Opposite words for

**SAD**

(Antonyms)



Happy



Content



Glad



Excited



Cheerful



Thrilled



Jolly



Joyful

# SAD

## Synonyms & Antonyms

Color the Similar words for Sad: **Blue**  
Color the Opposite words for Sad: **Green**



Low



Upset



Glad



Cheerful



Jolly



Happy



Upset



Excited



Content



Thrilled



Somber



Gloomy



Heartbroken



Down




Joyful



Unhappy

# ANGRY Feelings

Color the angry snowman.



What do you notice about the way the snowman looks?

How do you feel when you are angry?

What makes you feel angry?

# ANGRY Feelings

Angry looks like:

Feeling strongly displeased.



Angry feels like:

Angry sounds like:

# ANGRY Feelings



Draw what anger looks like to you:



Draw something that makes you angry:



Draw something that helps you feel better when angry:

# ANGRY Feelings



These are some things that can help when you feel angry, color the ones you would use:



Listen to calming music.



Talk about it.



Get up and move or exercise.



Write in a journal or diary.



Hug a loved one.



Take a break.



Think happy thoughts.




Count to 10.



Take slow deep breaths.

# ANGRY Feelings


These are some things that can help when you feel angry:



Listen to calming music.



Talk about it.



Get up and move or exercise.

Write in a journal or diary.

Hug a loved one.


Take a break.

Think happy thoughts.



Take slow deep breaths.

Count to 10.





Color the  
**ANGRY**  
feelings.



Similar words for

**ANGRY**

(Synonyms)



Fuming



Furious



Heated



Irritated



Displeased



Frustrated



Enraged



Annoyed



Happy

Opposite words for

**ANGRY**

(Antonyms)




Content



Calm



Peaceful



Cheerful



Mild



Cool



Joyful

# ANGRY

## Synonyms & Antonyms

Color the Similar words for Angry: **Red**  
Color the Opposite words for Angry: **Green**



Fuming



Furious



Calm



Cheerful



Cool



Happy



Frustrated



Peaceful



Content



Displeased



Irritated



Annoyed



Mild



Heated



Joyful



Enraged

# WORRIED Feelings

Color the worried hot beverage.



What do you notice about the way the hot beverage looks?

How do you feel when you are worried?

What makes you feel worried?

# WORRIED Feelings

Worried looks like:

Feeling concerned about what might happen.



Worried feels like:

Worried sounds like:

# WORRIED Feelings



Draw what worried looks like to you:



Draw something that makes you worried:



Draw something that helps you feel better when worried:

# WORRIED Feelings



These are some things that can help when you feel worried, color the ones you would use:



Take a break.



Squeeze a stress ball.



Take slow deep breaths.



Write about it in a journal or diary.



Practice Yoga.



Talk about it.



Ask for help.



Visualize a peaceful place.




Tell yourself a positive affirmation.

# WORRIED Feelings

These are some things that can help when you feel worried:



Take a break.



Squeeze a stress ball.



Take slow deep breaths.


Write about in a journal  
or diary.



Practice Yoga.


Ask for help.

Talk about it.




Tell yourself a positive affirmation.

Visualize a peaceful place.



Color the  
**WORRIED**  
feelings.



Similar words for

# WORRIED

(Synonyms)



Anxious



Nervous



Distressed



Distraught



Tense



Apprehensive



Uneasy



Uptight

Opposite words for

# WORRIED

(Antonyms)



Happy




Content



Calm



Peaceful



Untroubled



Comforted



Cool



Relaxed

# WORRIED

## Synonyms & Antonyms

Color the Similar words for Worried: **Yellow**  
Color the Opposite words for Worried: **Green**



Nervous



Anxious



Calm



Uneasy



Cool



Happy



Distraught



Peaceful



Content



Comforted



Distressed



Uptight



Apprehensive



Tense




Relaxed



Uneasy

# SCARED Feelings

Color the scared mitten.



What do you notice about the way the mitten looks?


How do you feel when you are scared?

What makes you feel scared?

# SCARED Feelings

Scared looks like:

Feeling afraid or fearful.



Scared sounds like:

Scared feels like:

# SCARED Feelings



Draw what scared looks like to you:



Draw something that makes you scared:



Draw something that helps you feel better when scared:

# SCARED Feelings



These are some things that can help when you feel scared, color the ones you would use:



Write in a journal or diary.



Think about the people who love and protect you.



Talk about it.



Think about the fear and if it is justified.




Hug a stuffed animal.



Ask for help.



Think about how strong and capable you are.



Distract yourself with an activity.



Think about ways to overcome the fear.

# SCARED Feelings

These are some things that can help when you feel scared:



Write or draw in a journal.

Think about the people who love and protect you.



Think about the fear and if it is justified.



Talk about it.

Hug a stuffed animal.




Ask for help.

Distract yourself with an activity.




Think about how strong and capable you are.

Think about ways to overcome the fear.



Color the  
**SCARED**  
feelings.



Similar words for

# SCARED



Anxious

(Synonyms)



Fearful




Afraid



Panicked



Terrified



Shaken



Startled



Petrified

Opposite words for

# SCARED

(Antonyms)



Cool



Unafraid



Calm



Brave



Courageous



Confident



Fearless



Relaxed

# SCARED

## Synonyms & Antonyms

Color the Similar words for Scared: **Purple**

Color the Opposite words for Scared: **Green**



Terrified



Anxious



Calm



Afraid



Panicked



Petrified



Startled



Brave



Fearless



Unafraid



Shaken



Confident



Courageous



Cool




Relaxed



Fearful

# HAPPY Feelings

Color the happy snowflake.



What do you notice about the way the snowflake looks?

How do you feel when you are happy?

What makes you feel happy?

# HAPPY Feelings

Happy looks like:


Feeling joyful and pleased.



Happy sounds like:

Happy feels like:

# HAPPY Feelings



Draw what happy looks like to you:




Draw something that makes you happy:



Draw a memory that makes you feel happiness:

# HAPPY Feelings



These are some things that can make people feel happy, color the ones that would make you happy:



Getting a hug.



Being given a compliment.



Playing something fun.



Spending time with loved ones.



Talking to someone who cares.



Doing something artistic.



Helping others.



Getting an award or recognition.



Listening to jokes.


# HAPPY Feelings

These are some things that can help you feel happy:



Getting a hug.

Being given a compliment.




Spending time with loved ones.

Playing something fun.

Helping others.




Listening to jokes.





Doing something artistic.

Getting an award or recognition.






Talking to someone who cares.



Color the

**HAPPY**

feelings.



Similar words for

# HAPPY

(Synonyms)



Blissful



Pleased



Merry



Ecstatic



Cheerful



Jolly



Glad



Joyful

Opposite words for

# HAPPY

(Antonyms)



Sad



Upset



Angry



Serious



Displeased



Miserable



Hopeless



Annoyed

# HAPPY

## Synonyms & Antonyms

Color the Similar words for Happy: **Green**

Color the Opposite words for Happy: **Blue**



Upset



Ecstatic



Pleased



Cheerful



Jolly



Sad



Miserable



Blissful



Glad



Displeased



Hopeless



Annoyed



Serious



Merry



Joyful



Angry

# COLOR *the* Feelings



## Winter Edition

### Session Objective:

\*Students will identify feeling words and physical expressions of feelings.

### Materials:

- \*Pencils
- \*Crayons
- \*Color the Feeling handouts

### Guiding Questions:

- \*What are some similarities with how we express our feelings?
- \*What are some differences with how we express our feelings?

### Session Details (about 30 minutes)

\*Say "Everyone experiences feelings, sometimes those feelings are expressed differently, some people get red in the face when angry, some cry when sad, some scream when scared, some jump for joy. It's important to identify how our feelings look because the more we understand our emotions the more we can control them." Pass out the handouts. Let's start by going through each feeling one by one. The first is sadness which means feeling unhappy or upset. A common way to express sadness is a frown or crying. Let's go through the handouts to find out how you express sadness. We also need to think about how we can overcome sadness, some ways are...(read handout). Are there any that you would add to this list? Let's think of words that also mean sad, or synonyms, and words that mean the opposite of sad, antonyms. (Review accompanying handouts). Repeat this for all 5 feelings. Then go to the color the feelings pages with all the feelings. Have them complete it using the color code at the top of the page. Once complete, Say "now we are going to identify how certain situations would make us feel, each of us might have unique answers and there is no right or wrong answer because we may have different feelings about things." The next page is color by code, identify the feeling word and color it the assigned color.

### ASCA Standards Alignment:

- \*Mindset: Belief in development of whole self, including a healthy balance of mental, social/emotional and physical well-being. (M I)
- \*Behavior: Social Skills: Use effective oral and written communication skills and listening skills (B-SS I)

### SEL Competencies:

- \*Self-awareness: identifying emotions, accurate self-perception.

# COLOR *the* Feelings

Happy=Green Sad=Blue

Angry=Red Worried=Yellow Scared=Purple

Color the winter feelings using the color code above.



# COLOR *the* Feelings

Happy=Green Sad=Blue

Angry=Red Worried=Yellow Scared=Purple

Color the winter feelings using the color code above.



# COLOR *the* Feelings

Happy=Green Sad=Blue

Angry=Red Worried=Yellow Scared=Purple

Color the winter feelings using the color code above.



# COLOR *the* Feelings

Happy=Green Sad=Blue

Angry=Red Worried=Yellow Scared=Purple


You trip and fall, color your feeling:




You get a bad grade, color your feeling:



You don't get invited to a party, color your feeling:



Someone else is feeling sad, color your feeling:



You break your favorite toy, color your feeling:




# COLOR *the* Feelings

Happy=Green Sad=Blue

Angry=Red Worried=Yellow Scared=Purple

Someone cuts in front of you in line, color your feeling:



Someone makes fun of you, color your feeling:



You get an award, color your feeling:



You watch a scary movie, color your feeling:



Someone pushes you, color your feeling:




# COLOR *the* Feelings

Happy=Green Sad=Blue

Angry=Red Worried=Yellow Scared=Purple

Someone interrupts you, color your feeling:



You forget your homework at home, color your feeling:



Your teacher calls on you to read aloud, color your feeling:



You have an important test tomorrow, color your feeling:



You get a good grade, color your feeling:




# COLOR *the* Feelings

Happy=Green Sad=Blue

Angry=Red Worried=Yellow Scared=Purple

Someone calls you a mean name, color your feeling:



Someone says hi to you, color your feeling:



You hear a loud noise, color your feeling:



You are in a room and the lights go out, color your feeling:



Someone compliments you, color your feeling:




# COLOR *the* Feelings

Happy=Green Sad=Blue

Angry=Red Worried=Yellow Scared=Purple

You lose at a game, color your feeling:



You get the lead role in the school play, color your feeling:



Your parent is upset with you, color your feeling:



Someone takes your pencil without asking, color your feeling:







Someone laughs at you, color your feeling:



# COLOR BY

## CODE



Find the word and color it using the key below:

Happy=Green    Sad=Blue

Angry=Red    Worried=Yellow    Scared=Purple


# COLOR the Feelings



Sad



Happy



Angry



Scared



Worried

# SAD Feelings

Color the sad winter hat



What do you notice about the way the hat looks?

How do you feel when you are sad?

What makes you feel sad?

# SAD Feelings

Sad looks like:

Feeling unhappy or upset.



Sad sounds like:

Sad feels like:

# SAD Feelings



Draw what sad looks like to you:



Draw something that makes you sad:



Draw something that helps you feel better when sad:

# SAD Feelings



These are some things that can help when you feel sad, color the ones you would use:



Talk about it.



Listen to music.



Make a list of what you are grateful for.



Write in a journal or diary.



Hug a stuffed animal.



Take a break.



Draw your feelings.




Think about things that make you feel happiness.



Do something that makes you happy.

# SAD Feelings

These are some things that can help when you feel sad:



Talk about it.

Listen to music.



Make a list of what you are grateful for.


Write in a journal or diary.



Hug a stuffed animal.


Call a friend.

Draw your feelings.



Do something that makes you happy.

Think about things that make you feel happiness.



Color the  
**SAD**  
feelings.



Similar words for

**SAD**

(Synonyms)



Upset



Somber



Blue



Upset



Heartbroken



Gloomy



Down



Unhappy

Opposite words for

**SAD**

(Antonyms)



Happy



Content



Glad



Excited



Cheerful



Thrilled



Jolly



Joyful

# SAD

Synonyms & Antonyms  
Color the Similar words for Sad: Blue  
Color the Opposite words for Sad: Green



Low



Upset



Glad



Cheerful



Jolly



Happy



Upset



Excited



Content



Thrilled



Somber



Gloomy



Heartbroken



Down




Joyful



Unhappy

# ANGRY Feelings

Color the angry snowman.



What do you notice about the way the snowman looks?

How do you feel when you are angry?

What makes you feel angry?

# ANGRY feelings

Angry looks like:

Feeling strongly displeased.



Angry feels like:

Angry sounds like:

# ANGRY Feelings



Draw what anger looks like to you:



Draw something that makes you angry:



Draw something that helps you feel better when angry:

# ANGRY Feelings



These are some things that can help when you feel angry, color the ones you would use:



Listen to calming music.



Talk about it.



Get up and move or exercise.



Write in a journal or diary.



Hug a loved one.



Take a break.



Think happy thoughts.




Count to 10.




Take slow deep breaths.

# ANGRY Feelings


These are some things that can help when you feel angry:



Listen to calming music.



Talk about it.



Get up and move or exercise.

Write in a journal or diary.


Hug a loved one.


Take a break.

Think happy thoughts.



Take slow deep breaths.

Count to 10.





Color the  
**ANGRY**  
feelings.



Similar words for

**ANGRY**

(Synonyms)



Fuming



Furious



Heated



Irritated



Displeased



Frustrated



Enraged



Annoyed



Happy

Opposite words for

**ANGRY**

(Antonyms)



Content



Calm



Peaceful



Cheerful



Mild



Cool



Joyful

# ANGRY

## Synonyms & Antonyms

Color the Similar words for Angry: Red  
Color the Opposite words for Angry: Green



Fuming



Furious



Calm



Cheerful



Cool



Happy



Frustrated



Peaceful



Content



Displeased



Irritated



Annoyed



Mild



Heated



Joyful



Enraged

# WORRIED Feelings

Color the worried hot beverage.



What do you notice about the way the hot beverage looks?

How do you feel when you are worried?

What makes you feel worried?

# WORRIED feelings

Worried looks like:

Feeling concerned about what might happen.



Worried feels like:

Worried sounds like:

# WORRIED Feelings



Draw what worried looks like to you:




Draw something that makes you worried:



Draw something that helps you feel better when worried:

# WORRIED Feelings



These are some things that can help when you feel worried, color the ones you would use:



Take a break.



Squeeze a stress ball.



Take slow deep breaths.



Write about it in a journal or diary.



Practice Yoga.



Talk about it.



Ask for help.



Visualize a peaceful place.




Tell yourself a positive affirmation.

# WORRIED Feelings


These are some things that can help when you feel worried:



Take a break.



Squeeze a stress ball.




Take slow deep breaths.

Write about in a journal  
or diary.



Practice Yoga.


Ask for help.




Talk about it.

Tell yourself a positive affirmation.

Visualize a peaceful place.



Color the  
**WORRIED**  
feelings.



Similar words for

# WORRIED

(Synonyms)



Anxious



Nervous



Distressed



Distraught



Tense



Apprehensive



Uneasy



Uptight

Opposite words for

# WORRIED

(Antonyms)



Happy




Content



Calm



Peaceful



Untroubled



Comforted



Cool



Relaxed

# WORRIED

## Synonyms & Antonyms

Color the Similar words for Worried: Yellow  
Color the Opposite words for Worried: Green



Nervous



Anxious



Calm



Uneasy



Cool



Happy



Distraught



Peaceful



Content



Comforted



Distressed



Uptight



Apprehensive



Tense




Relaxed



Uneasy

# SCARED Feelings

Color the scared mitten.



What do you notice about the way the mitten looks?


How do you feel when you are scared?

What makes you feel scared?

# SCARED Feelings

Scared looks like:


Feeling afraid or fearful.



Scared feels like:

Scared sounds like:

# SCARED Feelings



Draw what scared looks like to you:




Draw something that makes you scared:



Draw something that helps you feel better when scared:

# SCARED Feelings



These are some things that can help when you feel scared, color the ones you would use:



Write in a journal or diary.



Think about the people who love and protect you.



Talk about it.



Think about the fear and if it is justified.



Hug a stuffed animal.



Ask for help.



Think about how strong and capable you are.




Distract yourself with an activity.



Think about ways to overcome the fear.

# SCARED Feelings

These are some things that can help when you feel scared:




Write or draw in a journal.

Think about the people who love and protect you.



Think about the fear and if it is justified.

Talk about it.



Hug a stuffed animal.


Ask for help.




Distract yourself with an activity.

Think about how strong and capable you are.

Think about ways to overcome the fear.



Color the  
**SCARED**  
feelings.



Similar words for

# SCARED



Anxious

(Synonyms)



Fearful



Afraid



Panicked



Terrified



Shaken



Startled



Petrified

Opposite words for

# SCARED

(Antonyms)



Cool



Unafraid



Calm



Brave



Courageous



Confident



Fearless



Relaxed

# SCARED

## Synonyms & Antonyms

Color the Similar words for Scared: Purple  
Color the Opposite words for Scared: Green



Terrified



Anxious



Calm



Afraid



Panicked



Petrified



Startled



Brave



Fearless



Unafraid



Shaken



Confident



Courageous



Cool




Relaxed



Fearful

# HAPPY Feelings

Color the happy snowflake.



What do you notice about the way the snowflake looks?


How do you feel when you are happy?

What makes you feel happy?

# HAPPY Feelings

Happy looks like:



Feeling joyful and pleased.



Happy sounds like:

Happy feels like:

# HAPPY Feelings



Draw what happy looks like to you:





Draw something that makes you happy:



Draw a memory that makes you feel happiness:

# HAPPY Feelings



These are some things that can make people feel happy, color the ones that would make you happy:



Getting a hug.



Being given a compliment.



Playing something fun.



Spending time with loved ones.



Talking to someone who cares.



Doing something artistic.



Helping others.




Listening to jokes.



Getting an award or recognition.


# HAPPY Feelings

These are some things that can help you feel happy:



Getting a hug.

Being given a compliment.



Spending time with loved ones.

Playing something fun.


Helping others.



Listening to jokes.

Doing something artistic.

Getting an award or recognition.

Talking to someone who cares.








Color the

**HAPPY**

feelings.



Similar words for

# HAPPY

(Synonyms)



Blissful




Pleased



Merry



Ecstatic



Cheerful



Jolly



Glad



Joyful

Opposite words for

# HAPPY

(Antonyms)



Sad



Upset



Angry



Serious



Displeased



Miserable



Hopeless



Annoyed

# HAPPY

## Synonyms & Antonyms

Color the Similar words for Happy: Green  
Color the Opposite words for Happy: Blue



Upset



Ecstatic



Pleased



Cheerful



Jolly



Sad



Miserable



Blissful



Glad



Displeased



Hopeless



Annoyed



Serious



Merry



Joyful



Angry

# GOOGLE SLIDES

Your resource comes with a digital version for use in Google Slides via Google Classroom. Follow these steps to upload your resource.

1 Click here  [Color the Feelings: Winter Edition](#)

2 You will be prompted to make a copy of the resource. Click on the blue box that says “Make a copy” and the resource will go directly into your Google drive.

Google Drive

Copy document

Would you like to make a copy of Career Interest Inventory?

Make a copy



3 Go to your Google Drive and locate the copy of the file. You can rename the file at this point or add/delete slides.

4 Next, go to your Google Classroom and add an assignment. Select the Google Drive Symbol and select the resource you want to assign.

5 From here, you should see a grey box that says “Students can view file.” Click the grey box. A dropdown menu should appear. Select, “Make a copy for each student.”

**YOU HAVE TO MAKE A COPY FOR EACH STUDENT!**

Otherwise, they will all be editing the same file.

Click “Assign” in the top right corner if you’re ready to post!

This product is meant to be used in “edit” mode (not “presentation” mode). Edit mode is the only mode that allows drag & drop and writing in text boxes.

Helpful links for using Google Classroom:

[Teacher Tips for using Google Classroom \(TPT blog\)](#)

[Getting Started with Google Classroom \(youtube video\)](#)



**Thank you for supporting my little shop!**

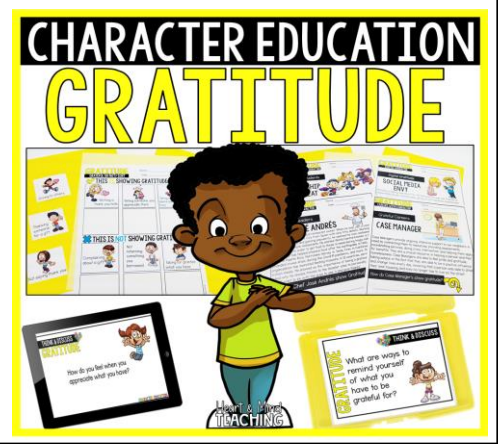
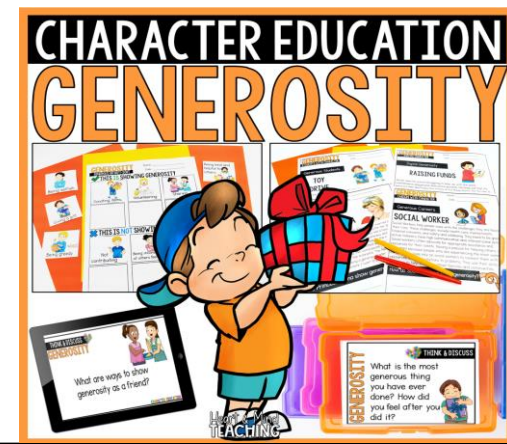
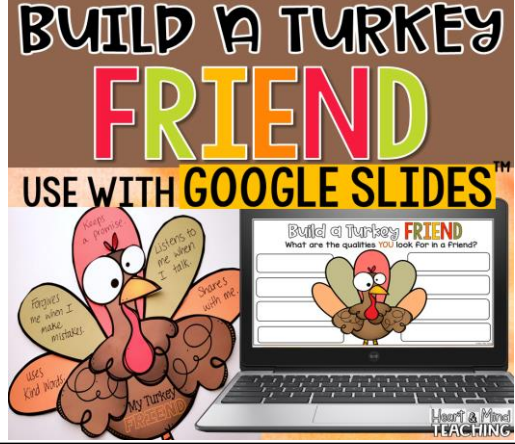
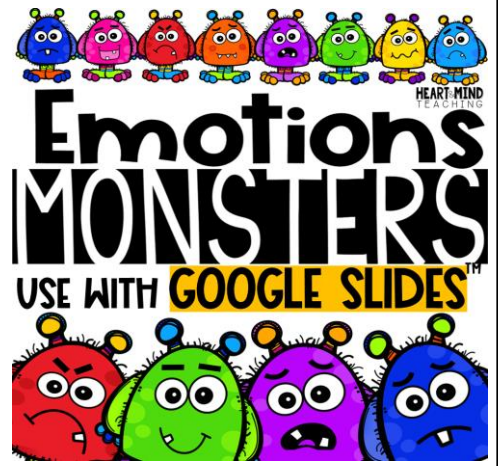
Hi there! I'm Ashley- a School Counselor, curriculum developer, blogger, and mama to two young boys. I have a passion for creating fun and engaging resources for Counseling and Social Emotional Learning.

Access my Freebie Library



**FOLLOW FOR EXCLUSIVE SAVINGS**  
New products are 50% off for 24hrs.  
➔ **CLICK HERE** ⬅

Check out the other available Character Education traits!  
\*Also available as [BOOM CARDS](#)



# TERMS OF USE

© Heart and Mind Teaching, 2021. All rights reserved. Purchase of this item entitles the purchaser the right to reproduce for classroom, personal, and google classroom use only. Use in multiple classrooms, requires the purchase of additional licenses. Redistribution or duplication of this product is strictly forbidden without the written permission of the publisher. Copying any part of this product and placing it on a publicly accessible website is strictly forbidden and is a violation of the Digital Millennium Copyright Act (DMCA). You may post this for single-classroom use on a password protected student site such as google classroom. **You may NOT post my products on any public, for-profit, or commercial websites or entities, such as Outschool.** Please do not sell or distribute any part of this as your own. Thank you for abiding by universally accepted codes of professional ethics while using this product.

Questions or Concerns? Please reach out to me at:  
HeartandMindTeaching@gmail.com



Ashley

## ACCESS MY FREEBIE LIBRARY

Join my Newsletter to be informed of all future added freebies.

I WANT FREEBIES

# CREDITS



[Gayle McGlaulin](#)