

THANK YOU

☆☆☆ for your purchase! ♡♡

DID YOU KNOW THAT WHEN YOU LEAVE FEEDBACK ON TPT YOU EARN CREDITS TOWARDS FUTURE PURCHASES? ★★★★★ Extremely satisfied
I TRULY APPRECIATE YOUR FEEDBACK TO HELP MY LITTLE STORE GROW.

QUESTIONS/CONCERNS PLEASE CONTACT ME:
HEARTANDMINDTEACHING@GMAIL.COM



Hello!
I'm Ashley!



A School Counselor,
curriculum developer, blogger,
and mama to two young
boys. I have a passion for
creating fun and engaging
resources for Counseling
and Social Emotional
Learning.



LET'S CONNECT:





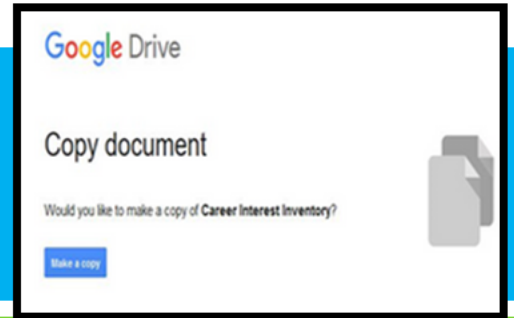
Google Slides

YOUR RESOURCE COMES WITH A DIGITAL VERSION FOR USE IN GOOGLE SLIDES VIA GOOGLE CLASSROOM. FOLLOW THESE STEPS TO UPLOAD YOUR RESOURCE.

Click here to get your copy: [Friendship Vibes](#)

1

You will be prompted to make a copy of the resource. Click on the blue box that says "Make a copy" and the resource will go directly into your Google drive.



2

Go to your Google Drive and locate the copy of the file. You can rename the file at this point or add/delete slides.

3

Next, go to your Google Classroom and add an assignment. Select the Google Drive Symbol and select the resource you want to assign.

4

From here, you should see a grey box that says "Students can view file." Click the grey box. A dropdown menu should appear. Select, "Make a copy for each student."

5

From here, you should see a grey box that says "Students can view file." Click the grey box. A dropdown menu should appear. Select, "Make a copy for each student."

YOU HAVE TO MAKE A COPY FOR EACH STUDENT! Otherwise, they will all be editing the same file.

Click "Assign" in the top right corner if you're ready to post! This product is meant to be used in "edit" mode (not "presentation" mode). Edit mode is the only mode that allows drag & drop and writing in text boxes.

Helpful links for using Google Classroom:

[Teacher Tips for using Google Classroom \(TPT blog\)](#)

[Getting Started with Google Classroom \(youtube video\)](#)



FRIENDSHIP VIBES

Session Objective:

Identify healthy (supportive, respectful) vs. unhealthy (mean, controlling) friendship behaviors.

Materials:

- *Handouts.
- *Pencil, scissors.
- *Cut out the cut/paste items beforehand to save time.

Guiding Questions:

- *What are some unhealthy friendship behaviors?
- *Why is it important to be able to identify unhealthy friendship behaviors?

Session Details (about 30 minutes)

*“Today we are going to be learning about healthy and unhealthy friendship behaviors or “vibes”. Review the poster on page 22 of good and bad vibes friendship behaviors. Put the two sorting pages in the center of the table (Page 5 and 6). “Let’s do a vibe check for these behavior examples.” Have students work together to sort the friendship behaviors on pages 7-12 to the “good vibes” page if its healthy friendship behaviors or “bad vibes” page if it’s unhealthy behaviors. Then, pass out the handouts (pages 14-19) and have students continue practicing differentiating healthy and unhealthy friendship behaviors. At the end, have students complete the friendship pledge. Hang the posters up to reinforce the lesson.

ASCA Standards Alignment:


- *Mindset: Belief in development of whole self, including a healthy balance of mental, social/emotional and physical well-being. (M 1)
- *Behavior: Self-Management Skills: Responsibility for self and actions. (B-SMS 1).
- *Behavior: Social Skills: Positive, respectful, and supportive relationships with students who are similar to and different from them. (B-SS 2)
- *Behavior: Social Skills: Ethical decision-making and social responsibility. (B-SS 5)
- *Behavior: Social Skills: Advocacy skills for self and others and ability to assert self, when necessary. (B-SS 8)

SEL Competencies:


- *Relationship skills: Perspective-taking, respect for others.
- *Responsible Decision-Making: Analyzing situations, solving problems, ethical responsibility.

Sorting Activity

GOOD VIBES




BOO VIBES



Your friend
shares their
snacks with
you.



Your friend
tells
everyone
your secret.



Your friend says
you can't play
because you're "too
weird."



Your friend
helps you up
when you fall.

Your friend
says, "Great
job!" when you
do well.



Your friend
rolls their
eyes when
you talk.



Your friend
lets you go
first in
a game.



Your friend says,
"You have to do
what I say or I
won't be your
friend."



Your friend
listens when
you're feeling
sad.




Your friend
laughs at you
in front
of others.



Your friend
invites you to
join her at
recess.



Your friend tells you
not to be friends
with someone else.



Your friend
helps you find
something
you lost.



Your friend calls
you names when
they're mad.



Your friend
always wants to
be the boss of
every
game.



Your friend says
"thank you"
when you
help them.




Your friend
asks how your
day is
going.



Your friend
ignores you when
they're with
someone
else.



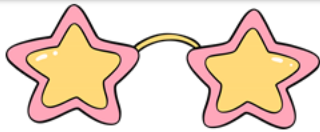
Your friend says,
"If you don't do
this, I won't talk
to you."



Your friend
shares their
crayons
when you
forget yours.



Your friend sticks
up for you when
someone is
being mean.



Your friend
leaves you out
of the group on
purpose.



Your friend tells
you your outfit is
"ugly."



Your friend
cheers when
you win a
game.

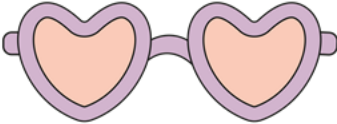


Your friend
says, "You can't
sit with us 
today."  

Your friend claps
when you
get a
right
answer. 

Your friend
spreads a rumor
about you. 



Your friend
says, "I'm
proud of you!"


 Your friend
copies your
work and says
it's theirs.

Your friend
shares secrets
about you
with
others. 




Your friend
cheers you on
when you do a
great job!

Your friend tells
you who you can
and can't play
with.



Your friend
listens when
you're upset.

Your friend lets
you choose the
music for the
party.



Your friend
spreads a rumor
about you.

Your friend
talks bad
about you
online.



Worksheets

FRIENDSHIP VIBES

GOOD VIBES

Read the friendship scenarios and color in (or circle) if they are good or bad friendship vibes.

BAD VIBES



Your friend cheers you on when you do a great job!



Your friend tells you who you can and can't play with.



Your friend listens when you're upset.



Your friend lets you choose the music for the party.



Your friend talks bad about you online.



Your friend spreads a rumor about you.



FRIENDSHIP VIBES

GOOD VIBES

Read the friendship scenarios and color in (or circle) if they are good or bad friendship vibes.

BAD VIBES



Your friend says, "You can't sit with us today."



Your friend spreads a rumor about you.



Your friend says, "I'm proud of you!"



Your friend claps when you get a right answer.



Your friend copies your work and says it's theirs.



Your friend shares secrets about you with others.



FRIENDSHIP VIBES

GOOD VIBES

Read the friendship scenarios and color in (or circle) if they are good or bad friendship vibes.

BAD VIBES



Your friend shares their crayons when you forget yours.



Your friend says, "If you don't do this, I won't talk to you."



Your friend leaves you out of the group on purpose.



Your friend sticks up for you when someone is being mean.



Your friend cheers when you win a game.



Your friend tells you your outfit is "ugly."



FRIENDSHIP VIBES

GOOD VIBES

Read the friendship scenarios and color in (or circle) if they are good or bad friendship vibes.

BAD VIBES



Your friend helps you find something you lost.



Your friend calls you names when they're mad.



Your friend always wants to be the boss of every game.



Your friend says "thank you" when you help them.



Your friend asks how your day is going.



Your friend ignores you when they're with someone else.



FRIENDSHIP VIBES

GOOD VIBES

Read the friendship scenarios and color in (or circle) if they are good or bad friendship vibes.

BAD VIBES



Your friend lets you go first in a game.



Your friend says, "You have to do what I say or I won't be your friend."



Your friend laughs at you in front of others.



Your friend listens when you're feeling sad.



Your friend invites you to join her at recess.



Your friend tells you not to be friends with someone else.



FRIENDSHIP VIBES

GOOD VIBES

Read the friendship scenarios and color in (or circle) if they are good or bad friendship vibes.

BAD VIBES



Your friend shares their snacks with you.



Your friend tells everyone your secret.



Your friend helps you up when you fall.



Your friend rolls their eyes when you talk.



Your friend says, "Great job!" when you do well.



Your friend says you can't play because you're "too weird."




Posters & Pledge



This is how I pledge to spread **GOOD**

FRIENDSHIP VIBES:










SIGNED: _____


FRIENDSHIP

GOOD VIBES  BAD VIBES

 Listens to you


 Ignores your feelings


 Includes you

 Leaves you out

 Kind words

 Mean or bossy

 Honest & Supportive

 Lies or gossips


 Respects boundaries


 Pressures you

 Apologizes

 Gives silent treatment

 Encourages you

 Makes you feel bad
about yourself



REAL FRIENDS
VIBE WITH YOUR
HEART,
NOT YOUR
STATUS.



KINDNESS
IS THE BEST
KIND OF
FRIENDSHIP
VIBE.



FRIENDSHIP IS
ABOUT GIVING OFF
GOOD ENERGY
AND RECIEVING
IT BACK.



SURROUND
YOURSELF WITH
PEOPLE WHO
FEEL LIKE
SUNSHINE.

**Black
and
White
Version**

FRIENDSHIP VIBES

Session Objective:

Identify healthy (supportive, respectful) vs. unhealthy (mean, controlling) friendship behaviors.

Materials:

- *Handouts.
- *Pencil, scissors.
- *Cut out the cut/paste items beforehand to save time.

Guiding Questions:

- *What are some unhealthy friendship behaviors?
- *Why is it important to be able to identify unhealthy friendship behaviors?

Session Details (about 30 minutes)

*“Today we are going to be learning about healthy and unhealthy friendship behaviors or “vibes”. Review the poster on page 22 of good and bad vibes friendship behaviors. Put the two sorting pages in the center of the table (Page 5 and 6). “Let’s do a vibe check for these behavior examples.” Have students work together to sort the friendship behaviors on pages 7-12 to the “good vibes” page if its healthy friendship behaviors or “bad vibes” page if it’s unhealthy behaviors. Then, pass out the handouts (pages 14-19) and have students continue practicing differentiating healthy and unhealthy friendship behaviors. At the end, have students complete the friendship pledge. Hang the posters up to reinforce the lesson.

ASCA Standards Alignment:

- *Mindset: Belief in development of whole self, including a healthy balance of mental, social/emotional and physical well-being. (M 1)
- *Behavior: Self-Management Skills: Responsibility for self and actions. (B-SMS 1).
- *Behavior: Social Skills: Positive, respectful, and supportive relationships with students who are similar to and different from them. (B-SS 2)
- *Behavior: Social Skills: Ethical decision-making and social responsibility. (B-SS 5)
- *Behavior: Social Skills: Advocacy skills for self and others and ability to assert self, when necessary. (B-SS 8)

SEL Competencies:

- *Relationship skills: Perspective-taking, respect for others.
- *Responsible Decision-Making: Analyzing situations, solving problems, ethical responsibility.

Sorting Activity

S

O

O



D

V



I

B

E




BRO VIBES



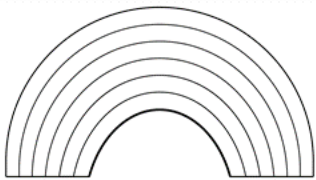
Your friend
shares their
snacks with
you.




Your friend
tells
everyone
your secret.




Your friend says
you can't play
because you're "too
weird."



Your friend
helps you up
when you fall.



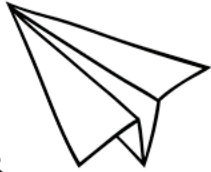
Your friend
says, "Great
job!" when you
do well.



Your friend
rolls their
eyes when
you talk.



Your friend
lets you go
first in
a game.



Your friend says,
"You have to do
what I say or I
won't be your
friend."



Your friend
listens when
you're feeling
sad.




Your friend
laughs at you
in front
of others.



Your friend
invites you to
join her at
recess.




Your friend tells you
not to be friends
with someone else.




Your friend
helps you find
something
you lost.



Your friend calls
you names when
they're mad.



Your friend
always wants to
be the boss of
every
game.



Your friend says
"thank you"
when you
help them.




Your friend
asks how your
day is
going.



Your friend
ignores you when
they're with
someone
else.



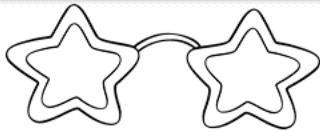
Your friend says,
"If you don't do
this, I won't talk
to you."



Your friend
shares their
crayons
when you
forget yours.




Your friend sticks
up for you when
someone is
being mean.



Your friend
leaves you out
of the group on
purpose.




Your friend tells
you your outfit is
"ugly."




Your friend
cheers when
you win a
game.




Your friend
says, "You can't
sit with us
today." 

Your friend claps
when you
get a
right
answer. 

Your friend
spreads a rumor
about you. 

Your friend
says, "I'm
proud of you!"




Your friend
copies your
work and says
it's theirs.

Your friend
shares secrets
about you
with
others. 




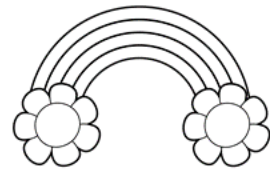
Your friend
cheers you on
when you do a
great job!

Your friend tells
you who you can
and can't play
with.



Your friend
listens when
you're upset.

Your friend lets
you choose the
music for the
party.



Your friend
spreads a rumor
about you.

Your friend
talks bad
about you
online.



Worksheets

FRIENDSHIP VIBES

GOOD VIBES

Read the friendship scenarios and color in (or circle) if they are good or bad friendship vibes.

BAD VIBES



Your friend cheers you on when you do a great job!



Your friend tells you who you can and can't play with.



Your friend listens when you're upset.



Your friend lets you choose the music for the party.



Your friend talks bad about you online.



Your friend spreads a rumor about you.



FRIENDSHIP VIBES

GOOD VIBES

Read the friendship scenarios and color in (or circle) if they are good or bad friendship vibes.

BAD VIBES



Your friend says, "You can't sit with us today."



Your friend spreads a rumor about you.



Your friend says, "I'm proud of you!"



Your friend claps when you get a right answer.



Your friend copies your work and says it's theirs.



Your friend shares secrets about you with others.



FRIENDSHIP VIBES

GOOD VIBES

Read the friendship scenarios and color in (or circle) if they are good or bad friendship vibes.

BAD VIBES



Your friend shares their crayons when you forget yours.



Your friend says, "If you don't do this, I won't talk to you."



Your friend leaves you out of the group on purpose.



Your friend sticks up for you when someone is being mean.



Your friend cheers when you win a game.



Your friend tells you your outfit is "ugly."



FRIENDSHIP VIBES

GOOD VIBES

Read the friendship scenarios and color in (or circle) if they are good or bad friendship vibes.

BAD VIBES



Your friend helps you find something you lost.



Your friend calls you names when they're mad.



Your friend always wants to be the boss of every game.



Your friend says "thank you" when you help them.



Your friend asks how your day is going.



Your friend ignores you when they're with someone else.



FRIENDSHIP VIBES

GOOD VIBES

Read the friendship scenarios and color in (or circle) if they are good or bad friendship vibes.

BAD VIBES



Your friend lets you go first in a game.



Your friend says, "You have to do what I say or I won't be your friend."



Your friend laughs at you in front of others.



Your friend listens when you're feeling sad.



Your friend invites you to join her at recess.



Your friend tells you not to be friends with someone else.



FRIENDSHIP VIBES

GOOD VIBES

Read the friendship scenarios and color in (or circle) if they are good or bad friendship vibes.

BAD VIBES



Your friend shares their snacks with you.



Your friend tells everyone your secret.



Your friend helps you up when you fall.



Your friend rolls their eyes when you talk.




Your friend says, "Great job!" when you do well.



Your friend says you can't play because you're "too weird."




Posters & Pledge




This is how I pledge to spread GOOD

FRIENDSHIP VIBES:










SIGNED: _____


FRIENDSHIP

GOOD VIBES  BAD VIBES

 Listens to you

 Ignores your feelings


 Includes you

 Leaves you out

 Kind words

 Mean or bossy

 Honest & Supportive

 Lies or gossips


 Respects boundaries


 Pressures you

 Apologizes

 Gives silent treatment

 Encourages you


 Makes you feel bad
about yourself




REAL FRIENDS
VIBE WITH YOUR
HEART,
NOT YOUR
STATUS.



KINDNESS
IS THE BEST
KIND OF
FRIENDSHIP
VIBE.

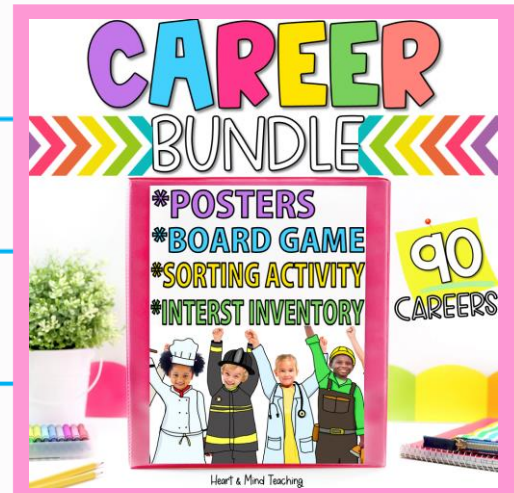
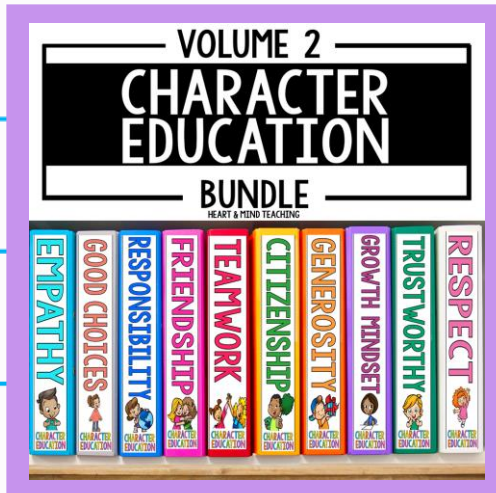
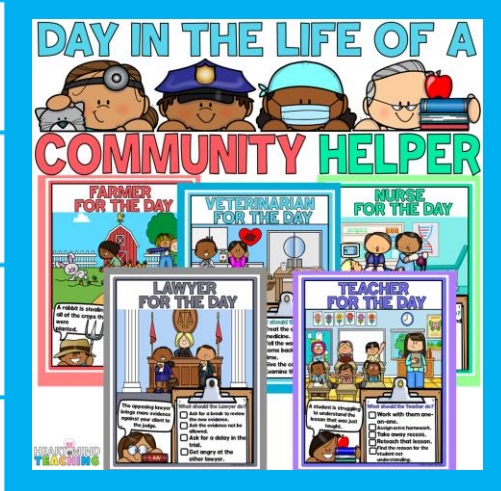


FRIENDSHIP IS
ABOUT GIVING OFF
GOOD ENERGY
AND RECEIVING
IT BACK.



SURROUND
YOURSELF WITH
PEOPLE WHO
FEEL LIKE
SUNSHINE.

♡♡ Best Selling Resources



COUNSELOR COLLAB MEMBERSHIP

The Must-have resource membership:

www.counselorcollab.com

♡ WANT A PEEK INTO MY CLASSROOM?

Check out my website:

www.heartandmindteaching.com 



TERMS OF USE

By purchasing this product, you, the purchaser, are granted the right to reproduce pages for ONE classroom only. Duplication for more than one classroom or teacher is strictly forbidden. Doing so is a violation of the Digital Millennium Copyright Act (DMCA). This resource may not be uploaded or distributed online for free (even if it is a free resource) - on a district or outside site. Thank you for respecting my work!

You may:

- ✓ Use items for your personal use.
- ✓ Make copies for your classroom or your own student's families.
- ✓ Reference (without distribution) this product in blog posts, seminars, PD workshops, provided there is credit given to myself as the author and a link back to my TPT store included.

You may not:

- ✗ Claim this work as your own, alter the files in any way, or remove the copyright.
- ✗ Repackage, sell, or giveaway this product to others.
- ✗ Offer to share this product anywhere on the internet as a download or copy.

A special thanks to these authors:

THIS RESOURCE WAS CREATED WITH ELEMENTS FROM THESE AUTHORS.

