

# THANK YOU

☆☆☆ for your purchase! ♡♡

DID YOU KNOW THAT WHEN YOU LEAVE FEEDBACK ON TPT YOU EARN CREDITS TOWARDS FUTURE PURCHASES? ★★★★★ Extremely satisfied  
I TRULY APPRECIATE YOUR FEEDBACK TO HELP MY LITTLE STORE GROW.

QUESTIONS/CONCERNS PLEASE CONTACT ME:  
HEARTANDMINDTEACHING@GMAIL.COM



Hello!  
I'm Ashley!



A School Counselor,  
curriculum developer, blogger,  
and mama to two young  
boys. I have a passion for  
creating fun and engaging  
resources for Counseling  
and Social Emotional  
Learning.



LET'S CONNECT:





# Google Slides

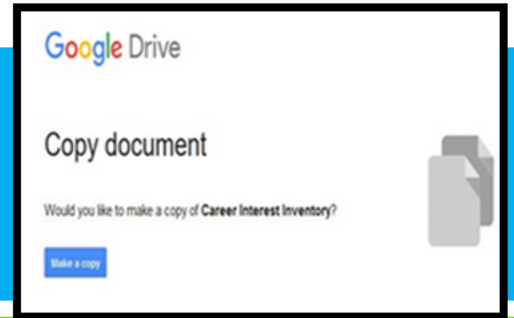
YOUR RESOURCE COMES WITH A DIGITAL VERSION FOR USE IN GOOGLE SLIDES VIA GOOGLE CLASSROOM. FOLLOW THESE STEPS TO UPLOAD YOUR RESOURCE.

Click here to get your copy:

[Parking Lot Friends](#)

1

You will be prompted to make a copy of the resource. Click on the blue box that says "Make a copy" and the resource will go directly into your Google drive.



2

Go to your Google Drive and locate the copy of the file. You can rename the file at this point or add/delete slides.

3

Next, go to your Google Classroom and add an assignment. Select the Google Drive Symbol and select the resource you want to assign.

4

From here, you should see a grey box that says "Students can view file." Click the grey box. A dropdown menu should appear. Select, "Make a copy for each student."

5

From here, you should see a grey box that says "Students can view file." Click the grey box. A dropdown menu should appear. Select, "Make a copy for each student."

**YOU HAVE TO MAKE A COPY FOR EACH STUDENT!** Otherwise, they will all be editing the same file.

Click "Assign" in the top right corner if you're ready to post! This product is meant to be used in "edit" mode (not "presentation" mode). Edit mode is the only mode that allows drag & drop and writing in text boxes.

Helpful links for using Google Classroom:

[Teacher Tips for using Google Classroom \(TPT blog\)](#)

[Getting Started with Google Classroom \(youtube video\)](#)



# PARKING LOT FRIENDS



## Session Objective:

Identify healthy (supportive, respectful) vs. unhealthy (mean, controlling) friendship behaviors.

## Materials:

- \*Handouts.
- \*Pencils.
- \*Cut out the cars beforehand.

## Guiding Questions:

- \*What are some unhealthy friendship behaviors?
- \*Why is it important to be able to identify unhealthy friendship behaviors?

## Session Details (about 30 minutes)

- \*"Today we are going to be learning about healthy and unhealthy friendship behaviors. Review the poster on page 20.
- \*Car Sorting: Place the "Cool Friend" and "Junk Friend" parking lots (pages 5-6) in the middle of the table. Have students take turns picking "cars", reading the scenario and parking the car in the "cool friend" spot if it's a healthy friendship behavior and the "junk friend" spot if it's an unhealthy friendship behavior. Afterwards, they can work on practicing this with the worksheets on pages 12-17.
- At the end, have students complete the friendship pledge. Hang the posters up to reinforce the lesson.

## ASCA Standards Alignment:

- \*Mindset: Belief in development of whole self, including a healthy balance of mental, social/emotional and physical well-being. (M 1)
- \*Behavior: Self-Management Skills: Responsibility for self and actions. (B-SMS 1).
- \*Behavior: Social Skills: Positive, respectful, and supportive relationships with students who are similar to and different from them. (B-SS 2)
- \*Behavior: Social Skills: Ethical decision-making and social responsibility. (B-SS 5)
- \*Behavior: Social Skills: Advocacy skills for self and others and ability to assert self, when necessary. (B-SS 8)

## SEL Competencies:

- \*Relationship skills: Perspective-taking, respect for others.
- \*Responsible Decision-Making: Analyzing situations, solving problems, ethical responsibility.

# Sorting Activity














# Worksheets

# PARKING LOT FRIENDS



## COOL FRIEND

Read the friendship scenarios and color in the car if they are good or bad friendship behaviors.

## JUNK FRIEND

Your friend shares their crayons when you forget yours.

Your friend says, "If you don't do this, I won't talk to you."

Your friend leaves you out of the group on purpose.

Your friend sticks up for you when someone is being mean.

Your friend cheers when you win a game.

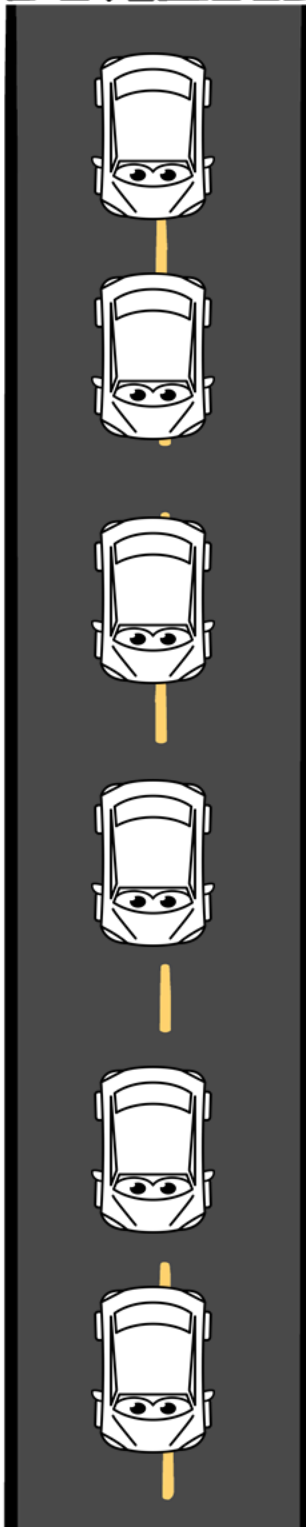
Your friend tells you your outfit is "ugly."



# PARKING LOT FRIENDS



## COOL FRIEND



Read the friendship scenarios and color in the car if they are good or bad friendship behaviors.

Your friend cheers you on when you do a great job!

Your friend tells you who you can and can't play with.

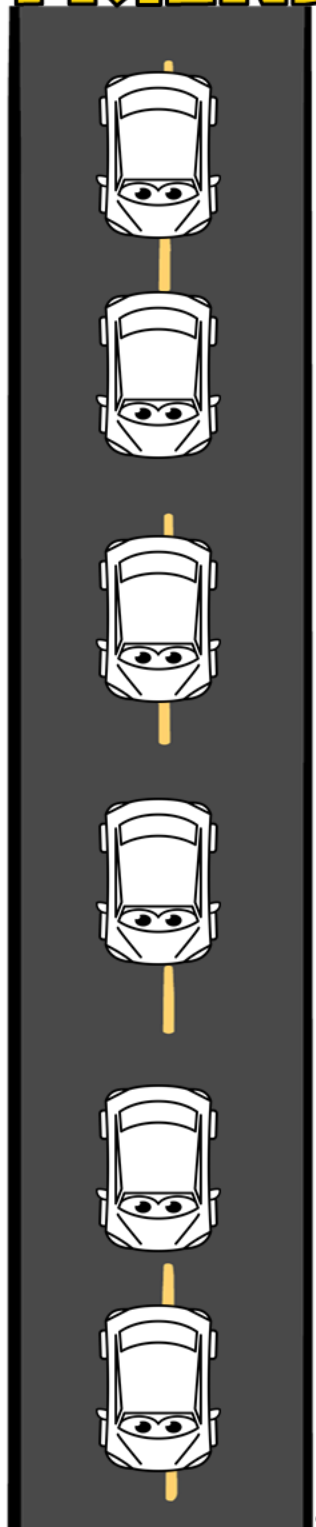
Your friend listens when you're upset.

Your friend lets you choose the music for the party.

Your friend talks bad about you online.

Your friend spreads a rumor about you.

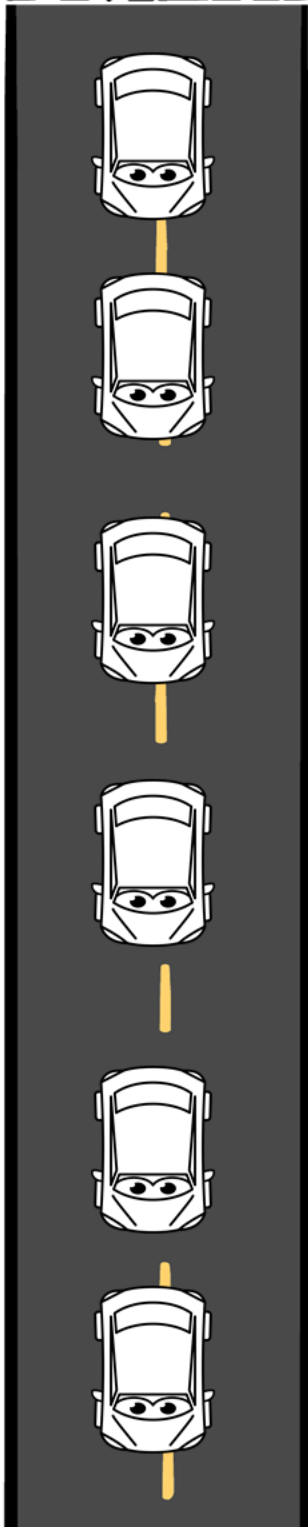
## JUNK FRIEND



# PARKING LOT FRIENDS

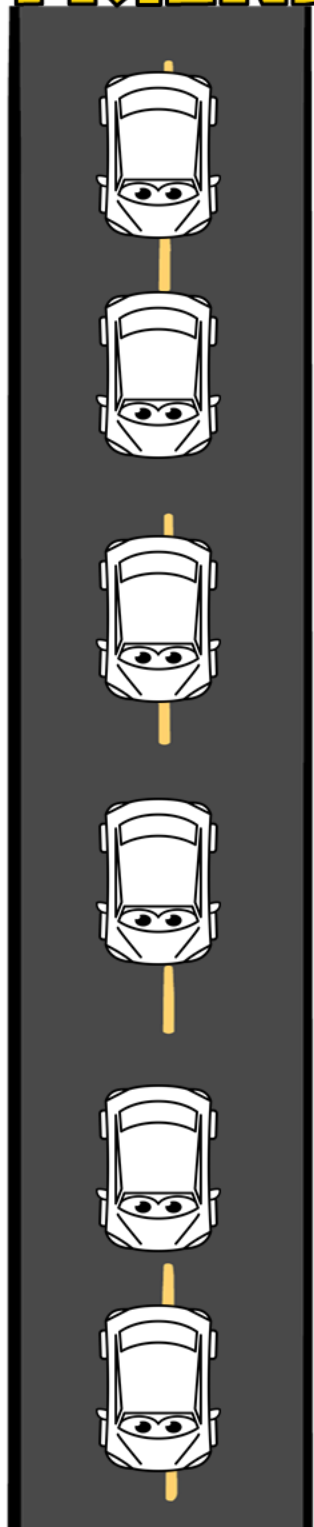


## COOL FRIEND



Read the friendship scenarios and color in the car if they are good or bad friendship behaviors.

## JUNK FRIEND



Your friend helps you find something you lost.

Your friend calls you names when they're mad.

Your friend always wants to be the boss of every game.

Your friend says "thank you" when you help them.

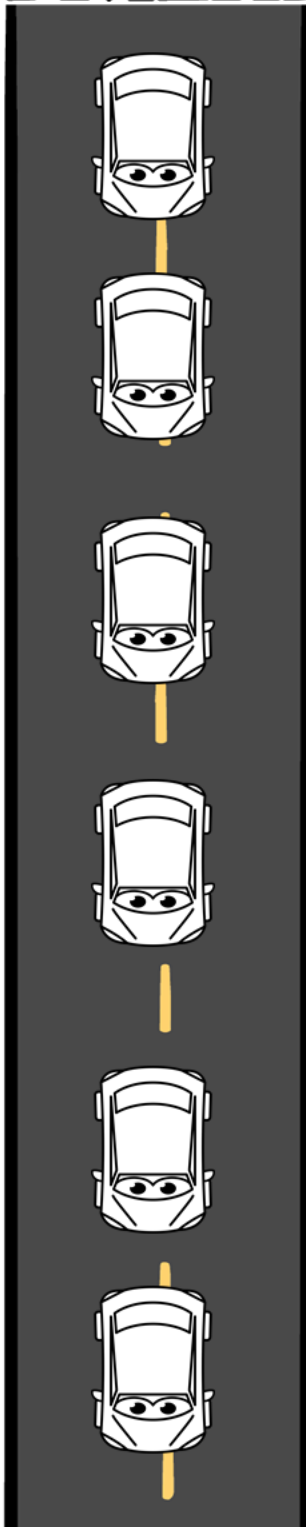
Your friend asks how your day is going.

Your friend ignores you when they're with someone else.

# PARKING LOT FRIENDS



## COOL FRIEND



Read the friendship scenarios and color in the car if they are good or bad friendship behaviors.

Your friend says, "You can't sit with us today."

Your friend spreads a rumor about you.

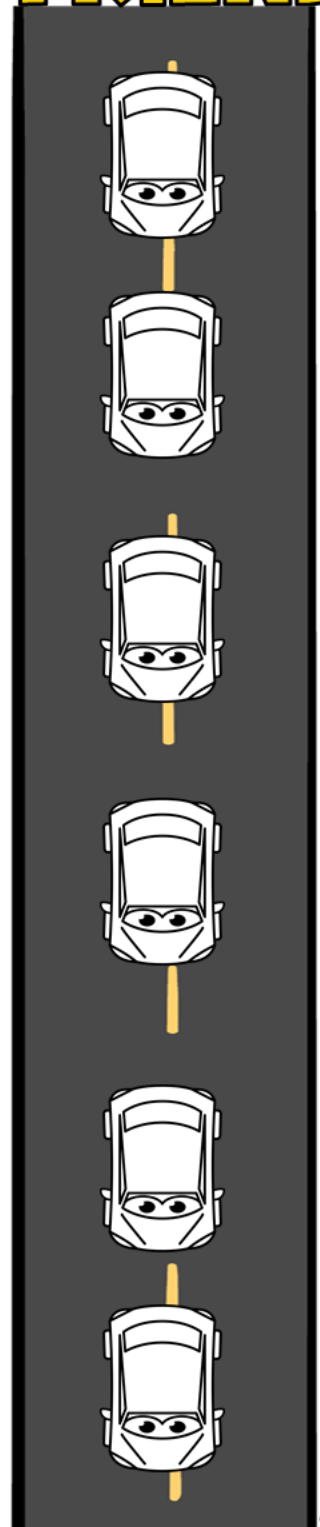
Your friend says, "I'm proud of you!"

Your friend claps when you get a right answer.

Your friend copies your work and says it's theirs.

Your friend shares secrets about you with others.

## JUNK FRIEND



# PARKING LOT FRIENDS



## COOL FRIEND

Read the friendship scenarios and color in the car if they are good or bad friendship behaviors.

## JUNK FRIEND



Your friend lets you go first in a game.

Your friend says, "You have to do what I say or I won't be your friend."

Your friend laughs at you in front of others.

Your friend listens when you're feeling sad.

Your friend invites you to join her at recess.

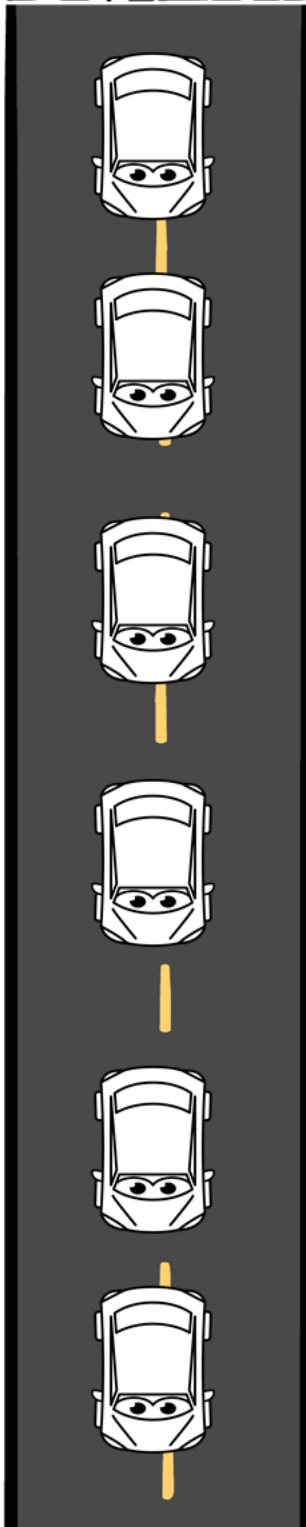
Your friend tells you not to be friends with someone else.



# PARKING LOT FRIENDS

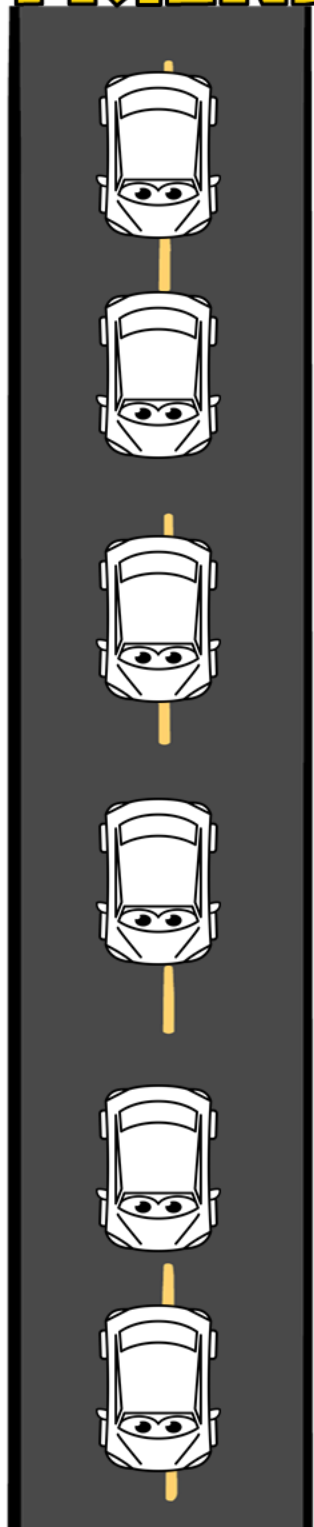


## COOL FRIEND



Read the friendship scenarios and color in the car if they are good or bad friendship behaviors.

## JUNK FRIEND



Your friend shares their snacks with you.

Your friend tells everyone your secret.


Your friend helps you up when you fall.

Your friend rolls their eyes when you talk.

Your friend says, "Great job!" when you do well.

Your friend says you can't play because you're "too weird."


# Posters & Pledge



This is how I pledge to be  
**A COOL FRIEND:**



---



---



---




---

**SIGNED:**

---

# FRIENDSHIP

## COOL FRIEND



## JUNK FRIEND

Listens to you

Ignores your feelings

Includes you

Leaves you out

Kind words

Mean or bossy

Honest & Supportive

Lies or gossips

Respects boundaries

Pressures you

Apologizes

Gives silent treatment

Encourages you

Makes you feel bad  
about yourself

# KINDNESS

IS THE FUEL THAT  
KEEPS FRIENDSHIP  
RUNNING  
SMOOTHLY



**GOOD FRIENDS**


**STAY IN THE**

**RIGHT LANE —**

**THE ONE WITH**

**RESPECT, HONESTY,**

**AND FUN!**



**FRIENDSHIPS**


**NEED TUNE-**

**UPS TOO —**


**FIX PROBLEMS,**

**SAY SORRY, AND**

**KEEP ROLLING!**



**CHOOSE  
FRIENDS  
WHO HELP  
YOU STEER  
IN THE  
RIGHT  
DIRECTION.**



**Black  
and  
White  
Version**

# PARKING LOT FRIENDS



## Session Objective:

Identify healthy (supportive, respectful) vs. unhealthy (mean, controlling) friendship behaviors.

## Materials:

- \*Handouts.
- \*Pencils.
- \*Cut out the cars beforehand.

## Guiding Questions:

- \*What are some unhealthy friendship behaviors?
- \*Why is it important to be able to identify unhealthy friendship behaviors?

## Session Details (about 30 minutes)

- \*"Today we are going to be learning about healthy and unhealthy friendship behaviors. Review the poster on page 20.
- \*Car Sorting: Place the "Cool Friend" and "Junk Friend" parking lots (pages 5-6) in the middle of the table. Have students take turns picking "cars", reading the scenario and parking the car in the "cool friend" spot if it's a healthy friendship behavior and the "junk friend" spot if it's an unhealthy friendship behavior. Afterwards, they can work on practicing this with the worksheets on pages 12-17.
- At the end, have students complete the friendship pledge. Hang the posters up to reinforce the lesson.

## ASCA Standards Alignment:

- \*Mindset: Belief in development of whole self, including a healthy balance of mental, social/emotional and physical well-being. (M 1)
- \*Behavior: Self-Management Skills: Responsibility for self and actions. (B-SMS 1).
- \*Behavior: Social Skills: Positive, respectful, and supportive relationships with students who are similar to and different from them. (B-SS 2)
- \*Behavior: Social Skills: Ethical decision-making and social responsibility. (B-SS 5)
- \*Behavior: Social Skills: Advocacy skills for self and others and ability to assert self, when necessary. (B-SS 8)

## SEL Competencies:

- \*Relationship skills: Perspective-taking, respect for others.
- \*Responsible Decision-Making: Analyzing situations, solving problems, ethical responsibility.

# Sorting Activity







Your friend says, "If you don't do this, I won't talk to you."



Your friend shares their crayons when you forget yours.



Your friend sticks up for you when someone is being mean.



Your friend leaves you out of the group on purpose.



Your friend tells you your outfit is "ugly."



Your friend cheers when you win a game.



Your friend says, "You can't sit with us today."



Your friend claps when you get a right answer.



Your friend spreads a rumor about you.







Your friend  
copies your  
work and says  
it's theirs.



Your friend  
says, "I'm  
proud of  
you!"



Your friend  
shares  
secrets about  
you with  
others.



Your friend  
cheers you on  
when you do  
a great job!



Your friend  
listens when  
you're upset.



Your friend  
lets  
you choose the  
music for the  
party.



Your friend  
spreads a  
rumor about  
you.




Your friend  
talks bad  
about you  
online.



Your friend  
tells you who  
you can and  
can't play with.

# Worksheets

# PARKING LOT FRIENDS



## COOL FRIEND

Read the friendship scenarios and color in the car if they are good or bad friendship behaviors.

## JUNK FRIEND



Your friend shares their crayons when you forget yours.

Your friend says, "If you don't do this, I won't talk to you."

Your friend leaves you out of the group on purpose.


Your friend sticks up for you when someone is being mean.

Your friend cheers when you win a game.

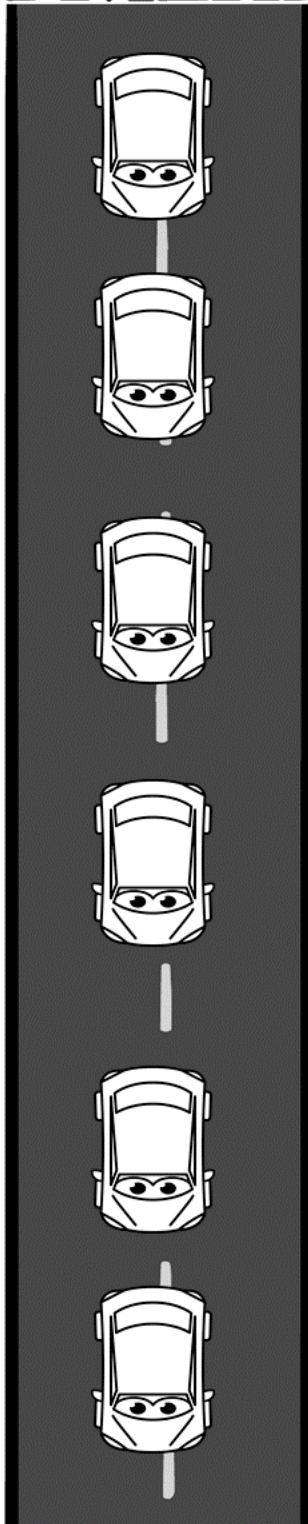
Your friend tells you your outfit is "ugly."



# PARKING LOT FRIENDS



## COOL FRIEND



Read the friendship scenarios and color in the car if they are good or bad friendship behaviors.

Your friend cheers you on when you do a great job!

Your friend tells you who you can and can't play with.

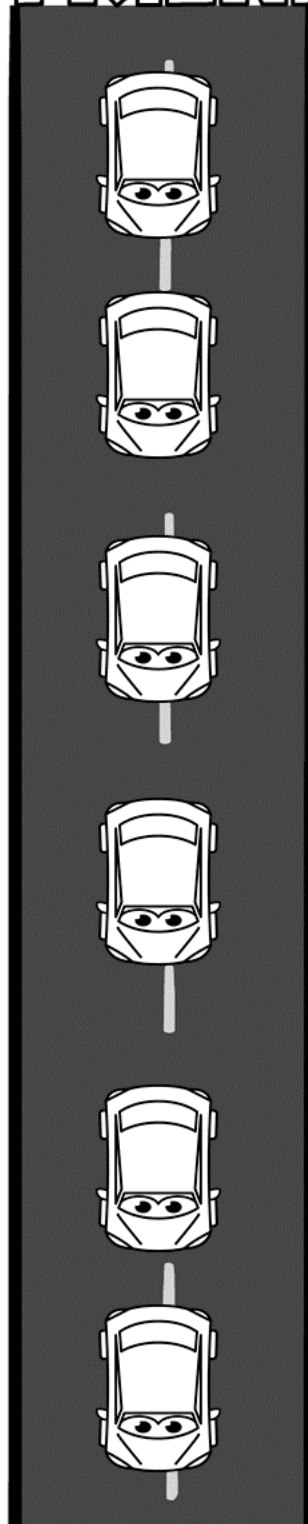
Your friend listens when you're upset.

Your friend lets you choose the music for the party.


Your friend talks bad about you online.

Your friend spreads a rumor about you.

## JUNK FRIEND



# PARKING LOT FRIENDS



## COOL FRIEND

Read the friendship scenarios and color in the car if they are good or bad friendship behaviors.

## JUNK FRIEND



Your friend helps you find something you lost.

Your friend calls you names when they're mad.

Your friend always wants to be the boss of every game.


Your friend says "thank you" when you help them.

Your friend asks how your day is going.

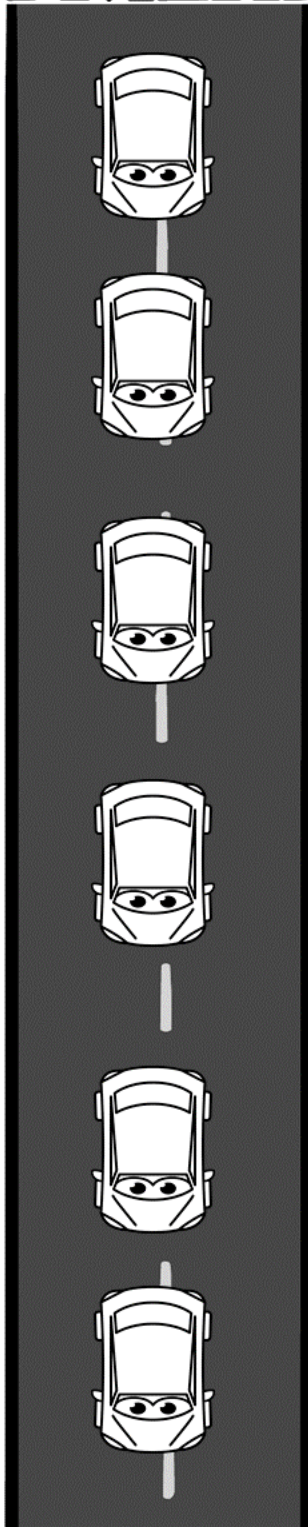
Your friend ignores you when they're with someone else.



# PARKING LOT FRIENDS



## COOL FRIEND



Read the friendship scenarios and color in the car if they are good or bad friendship behaviors.

Your friend says, "You can't sit with us today."

Your friend spreads a rumor about you.

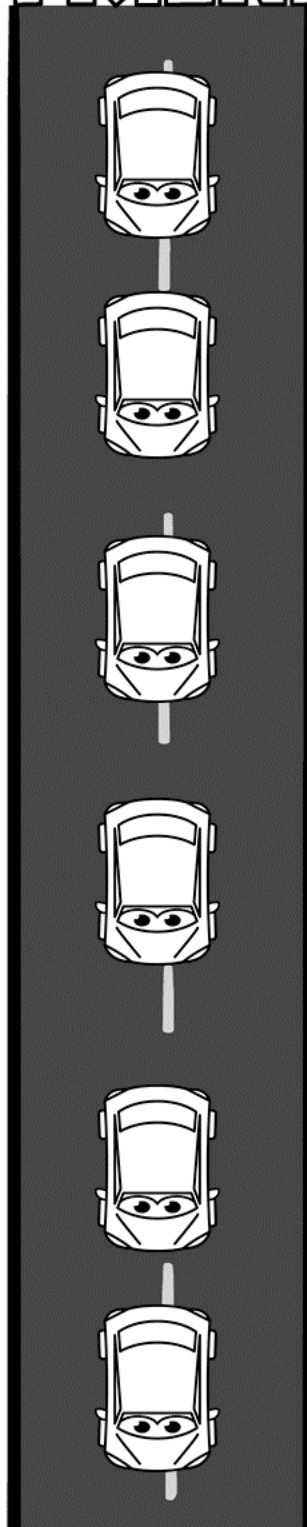
Your friend says, "I'm proud of you!"

Your friend claps when you get a right answer.


Your friend copies your work and says it's theirs.

Your friend shares secrets about you with others.

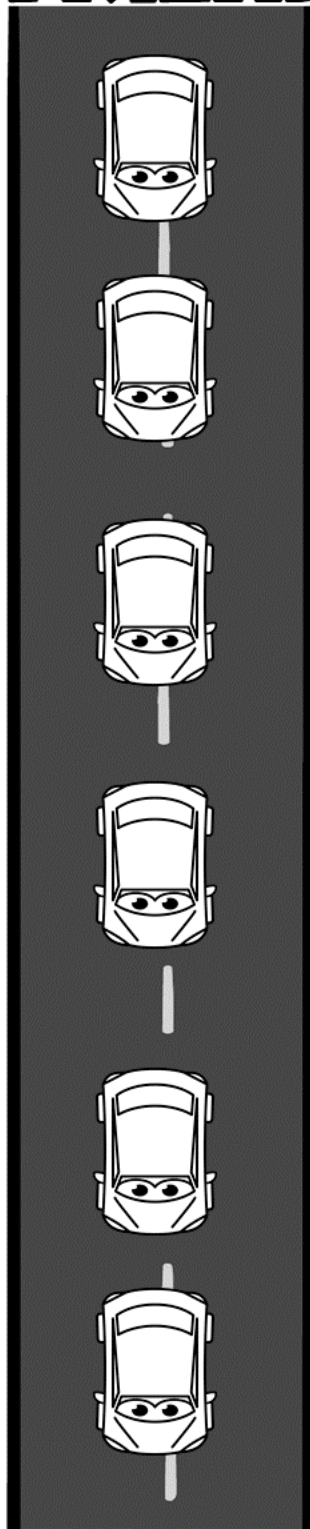
## JUNK FRIEND



# PARKING LOT FRIENDS

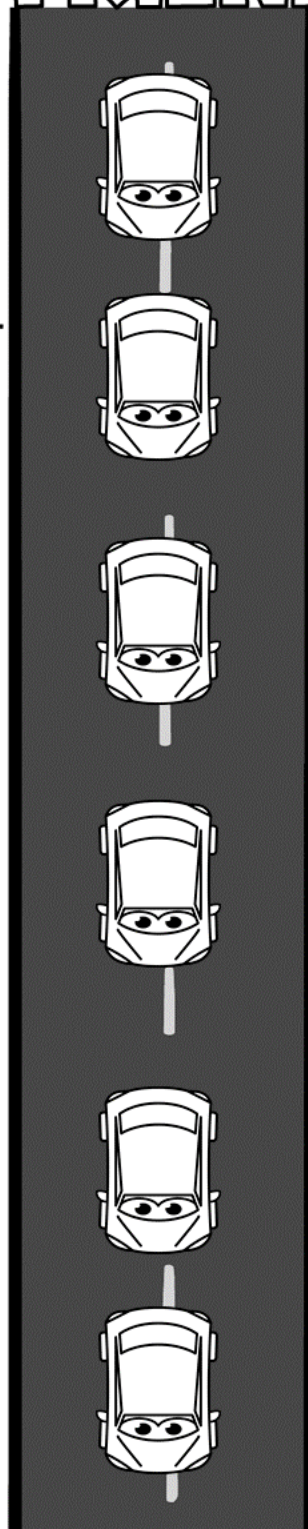


## COOL FRIEND



Read the friendship scenarios and color in the car if they are good or bad friendship behaviors.

## JUNK FRIEND



Your friend lets you go first in a game.

Your friend says, "You have to do what I say or I won't be your friend."


Your friend laughs at you in front of others.

Your friend listens when you're feeling sad.

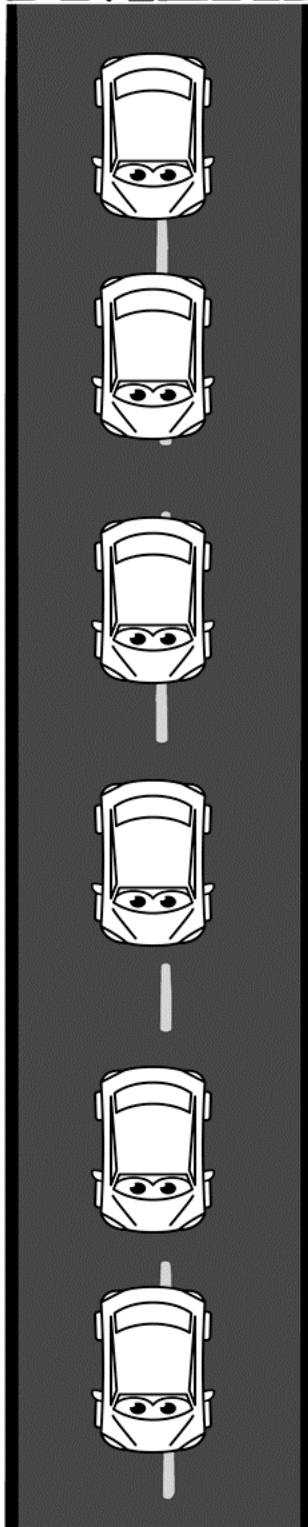
Your friend invites you to join her at recess.

Your friend tells you not to be friends with someone else.

# PARKING LOT FRIENDS



## COOL FRIEND



Read the friendship scenarios and color in the car if they are good or bad friendship behaviors.

Your friend shares their snacks with you.

Your friend tells everyone your secret.

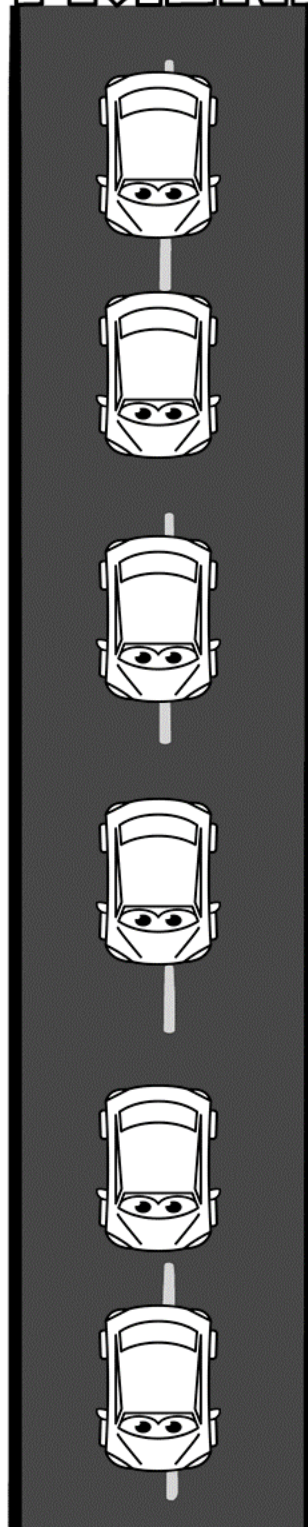
Your friend helps you up when you fall.

Your friend rolls their eyes when you talk.


Your friend says, "Great job!" when you do well.

Your friend says you can't play because you're "too weird."


## JUNK FRIEND




# Posters & Pledge




This is how I pledge to be  
**A COOL FRIEND:**




\_\_\_\_\_



\_\_\_\_\_



\_\_\_\_\_




\_\_\_\_\_

**SIGNED:**

\_\_\_\_\_

# FRIENDSHIP

COOL  
FRIEND



JUNK  
FRIEND

Listens to you

Ignores your feelings

Includes you

Leaves you out

Kind words

Mean or bossy

Honest & Supportive

Lies or gossips

Respects boundaries

Pressures you

Apologizes

Gives silent treatment

Encourages you

Makes you feel bad  
about yourself


KINDNESS

IS THE FUEL THAT

KEEPS FRIENDSHIP

RUNNING

SMOOTHLY



GOOD FRIENDS


STAY IN THE

RIGHT LANE —


THE ONE WITH

RESPECT, HONESTY,


AND FUN!



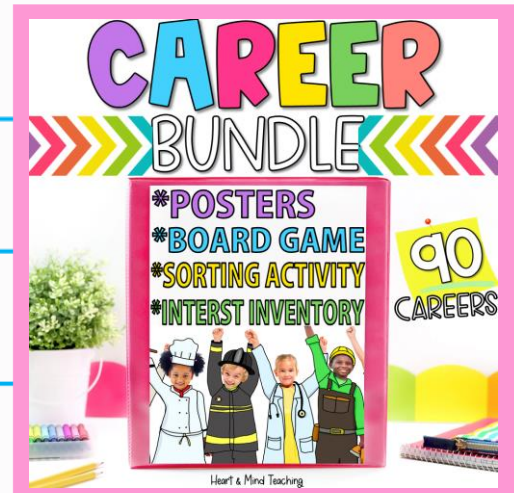
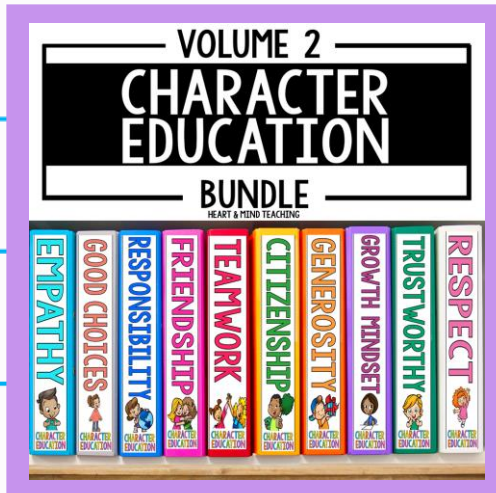
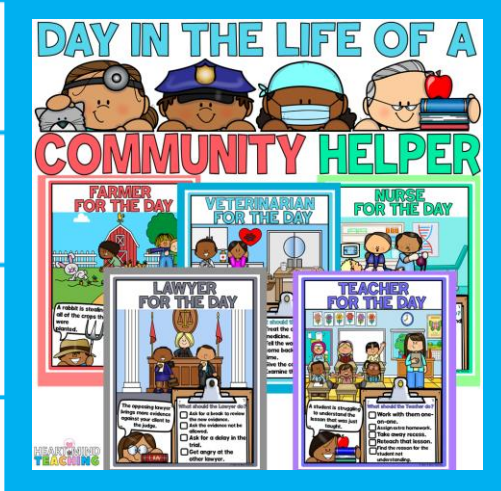
FRIENDSHIPS  
NEED TUNE-  
UPS TOO —  
FIX PROBLEMS,  
SAY SORRY, AND  
KEEP ROLLING!



CHOOSE  
FRIENDS  
WHO HELP  
YOU STEER  
IN THE  
RIGHT  
DIRECTION.



# ♡♡ Best Selling Resources



## COUNSELOR COLLAB MEMBERSHIP

The Must-have resource membership:

[www.counselorcollab.com](http://www.counselorcollab.com)

 **WANT A PEEK INTO MY CLASSROOM?**

Check out my website:

[www.heartandmindteaching.com](http://www.heartandmindteaching.com) 



# TERMS OF USE

By purchasing this product, you, the purchaser, are granted the right to reproduce pages for ONE classroom only. Duplication for more than one classroom or teacher is strictly forbidden. Doing so is a violation of the Digital Millennium Copyright Act (DMCA). This resource may not be uploaded or distributed online for free (even if it is a free resource) - on a district or outside site. Thank you for respecting my work!

## You may:

- ✓ Use items for your personal use.
- ✓ Make copies for your classroom or your own student's families.
- ✓ Reference (without distribution) this product in blog posts, seminars, PD workshops, provided there is credit given to myself as the author and a link back to my TPT store included.

## You may not:

- ✗ Claim this work as your own, alter the files in any way, or remove the copyright.
- ✗ Repackage, sell, or giveaway this product to others.
- ✗ Offer to share this product anywhere on the internet as a download or copy.

## A special thanks to these authors:

THIS RESOURCE WAS CREATED WITH ELEMENTS FROM THESE AUTHORS.

