

MUSIC city COUNSELOR


THANK YOU FOR YOUR PURCHASE!



Hey y'all, Laura here! I so appreciate when you please take a moment to leave a review on my resources on my TpT Store. Thanks for your support! Enjoy the resource!

♥ *laura oathout*

LET'S CONNECT!



For helpful ideas, engaging resources, and freebies, please check out my website and membership!

♥ **WEBSITE:** www.musiccitycounselor.com

♥ **MEMBERSHIP:** www.counselorcollab.com

ASCA MINDSETS & BEHAVIORS:

Category 1: Mindset Standards

- M 1: Belief in development of whole self, including a healthy balance of mental, social-emotional, and physical well-being.
- M 2: Sense of acceptance, respect, support, and inclusion for self and others in the school environment.

Category 2: Behavior Standards

- B-SMS 1: Responsibility for self and actions.
- B-SS 2: Create positive and supportive relationships with other students.
- B-SS 9: Demonstrate social maturity and behaviors appropriate to the situation and environment.

DIRECTIONS PAGE 1:

This lesson will take approximately 30 minutes to complete. It was designed for PreK and early Kindergarten students.

Materials Needed:

- Printed materials
- Scissors
- Crayons
- Pencils
- Glue sticks

Recommended Sequence:

1. Read the "Rainbow Friends" story aloud.
2. Review the instructional posters.
3. Complete either the craft, mini coloring book, a coloring page, or a worksheet.

"Rainbow Friends" Story

Please print the "Rainbow Friends" story and read it aloud to students. This story teaches students that just like how the colors of the rainbow are all different, we are all different and each have different things about us that make us a great friend. We can all learn to be Rainbow Friends: kind, helpful, safe, fair, and listeners. The story introduces students to one friend for each color in the rainbow that represents a positive friendship quality. For example, "Rosey the Red Friend is KIND" and "Yasmine the Yellow Friend is HELPFUL." The last page of the story asks students to share with the class how they can be a Rainbow Friend.

Posters

7 beautiful posters are included that reinforce the Rainbow Friend concept. You can use them in instruction with students and display them in your space.

DIRECTIONS PAGE 2:

Craft

Please give each student a "RAINBOW FRIENDS are..." cloud page and the page with the 5 friendship qualities in rectangles. Students can start by cutting out the cloud and cutting out each of the 5 friendship qualities rectangles. Then, they can glue each rectangle to the bottom of the cloud as shown in the sample on the next page. Finally, they can color in each rectangle. Try to make the colors on the friendship qualities correspond with the colors in the story!

Mini Coloring Book

A half-page coloring book that reviews the Rainbow Friends story is included. Please cut the pages in half, make a book for each student, and staple it at the top. Students can decorate their book with crayons or markers.

Worksheets & Coloring Pages

Assorted worksheets and coloring pages are included. Please choose those that best fit the needs and abilities of your students, and the amount of time that you have!

Questions, comments, or suggestions? Please contact me any time at laura@musiccitycounselor.com. I'm here to help! 😊

PS I SO appreciate when you **please take a moment to leave a review** on my resources on TpT. It earns you credits towards future purchases, helps other educators find quality resources, and helps my small business grow.

CRAFT SAMPLE:

RAINBOW
FRIENDS
are...

KIND

HELPFUL

SAFE

FAIR

LISTENERS


STORY

RAINBOW FRIENDS

© Music City Counselor



A rainbow is made of many beautiful colors. Just like the colors in a rainbow, we are all different! We each have special things about us that make us a great friend.



Rosey the Red Friend is KIND.

She uses nice words, gives hugs, and includes others.



Yasmine the Yellow Friend is HELPFUL.

She lends a hand to clean up, teach, and share.

© Music City Counselor




Greg the Green Friend is SAFE.

He is gentle and keeps his hands and feet to himself.



Bobby the Blue Friend is FAIR.

He takes turns, shares, and follows the rules.



Piper the Purple Friend is a LISTENER.

She pays attention and cares what others have to say.



How can you be a
RAINBOW FRIEND?




POSTERS

RAINBOW FRIENDS


KIND



HELPFUL



SAFE



FAIR




LISTENERS



RAINBOW FRIENDS

are kind.



RAINBOW FRIENDS

are helpful.




RAINBOW FRIENDS

are safe.



RAINBOW FRIENDS

are fair.



RAINBOW FRIENDS


are listeners.

© Music City Counselor



RAINBOW FRIENDS

© Music City Counselor



CRAFT



**RAINBOW
FRIENDS**
are...

KIND

HELPFUL


SAFE

FAIR

LISTENERS


**MINI
MINI
COLORING
BOOK**

I can be a
RAINBOW FRIEND!




© Music City Counselor

RAINBOW FRIENDS ARE KIND.




© Music City Counselor

RAINBOW FRIENDS ARE HELPFUL.




© Music City Counselor

RAINBOW FRIENDS ARE SAFE.




© Music City Counselor

RAINBOW FRIENDS ARE FAIR.



© Music City Counselor

RAINBOW FRIENDS ARE LISTENERS.




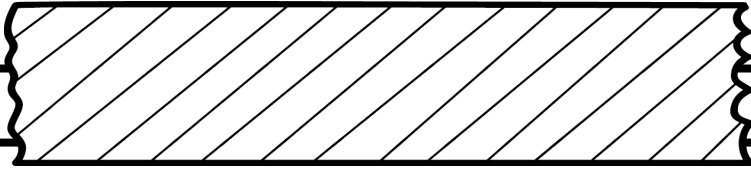
© Music City Counselor

**WORKSHEETS
& COLORING
PAGES**

Name: _____







Draw a picture of you being a

RAINBOW FRIEND.



Name: _____

Color the pictures that show **RAINBOW FRIENDS**.




Name: _____

I can be a **RAINBOW FRIEND**



Name: _____

I can be a **RAINBOW FRIEND**




Name: _____

I can be a **RAINBOW FRIEND**




Name: _____

I can be a **RAINBOW FRIEND**




Name: _____

I can be a **RAINBOW FRIEND**



Name: _____

I can be a **RAINBOW FRIEND**




Name: _____

I can be a **RAINBOW FRIEND**



Name: _____

I can be a **RAINBOW FRIEND**



Name: _____

I can be a **RAINBOW FRIEND**




Name: _____

I can be a **RAINBOW FRIEND**




Name: _____

I can be a **RAINBOW FRIEND**



Name: _____

I can be a **RAINBOW FRIEND**



TERMS OF USE:

- Make copies for the purchaser's classroom AND share copies with other educators within your school building
- Reference (without distribution) this product in blog posts, seminars, professional development workshops, or other such venues provided there is both credit given to myself as the author and a link back to my TpT store included in the post/presentation

• YOU MAY •

- Claim the work as your own, alter the files in any way, or remove/attempt to remove the copyright
- Share this product with educators outside of your school building
- Repackage, sell, or giveaway this product to others
- Offer to share this product anywhere on the internet as a download or copy

• YOU MAY NOT •



Please contact me any time at laura@musiccitycounselor.com with questions, suggestions, resource requests, or comments. I'm here to help and would love to hear from you!

♥ *laura oathout*

THIS RESOURCE WAS MADE POSSIBLE THANKS TO:

