



Hi there, I'm **Ashley**
I'm an Elementary School Counselor,
Curriculum Author, Blogger, and
Boy mama. I specialize in all
things Counseling & SEL.



SUBSCRIBE
and get freebies!



Join my newsletter [here](#) to unlock access to freebies!

Check out my website: HeartandMindTeaching.com

Contact me: HeartandMindTeaching@gmail.com



Please consider leaving a fair review, it really helps my small business.

THANK YOU

for supporting a small business



Google Slides

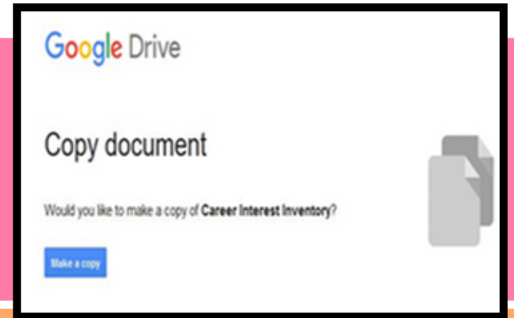
YOUR RESOURCE COMES WITH A DIGITAL VERSION FOR USE IN GOOGLE SLIDES VIA GOOGLE CLASSROOM. FOLLOW THESE STEPS TO UPLOAD YOUR RESOURCE.

Click here to get your copy:

The Sour Grape

1

You will be prompted to make a copy of the resource. Click on the blue box that says "Make a copy" and the resource will go directly into your Google drive.



2

Go to your Google Drive and locate the copy of the file. You can rename the file at this point or add/delete slides.

3

Next, go to your Google Classroom and add an assignment. Select the Google Drive Symbol and select the resource you want to assign.

4

From here, you should see a grey box that says "Students can view file." Click the grey box. A dropdown menu should appear. Select, "Make a copy for each student."

5

From here, you should see a grey box that says "Students can view file." Click the grey box. A dropdown menu should appear. Select, "Make a copy for each student."

YOU HAVE TO MAKE A COPY FOR EACH STUDENT! Otherwise, they will all be editing the same file.

Click "Assign" in the top right corner if you're ready to post! This product is meant to be used in "edit" mode (not "presentation" mode). Edit mode is the only mode that allows drag & drop and writing in text boxes.

Helpful links for using Google Classroom:

[Teacher Tips for using Google Classroom \(TPT blog\)](#)

[Getting Started with Google Classroom \(youtube video\)](#)



BOOK COMPANION



The Sour Grape by Jory John

Session Objective:

*Students will identify forgiveness strategies and benefits.

Materials:

*Book: The Sour Grape by Jory John.
*Handouts, scissors, tape/glue, pencils.

Guiding Questions:

*What are some ways to show forgiveness?
*What are the benefits of showing forgiveness?

Session Details

*Say, "Today we are going to be reading a book called 'The Sour Grape' by Jory John. In it, Grape learns to forgive others." Read the book aloud. Have the students complete the story map as you are reading. Afterward, for grades K-1 use the Cut and Paste activity (p. 4-5), and for grades 2-5 use the Story Questions (p. 6-7) and the Think & Discuss pages (p. 8-11) to generate class/group discussion. Next, explain what perspective means. Say "Thinking about another person's perspective means you are thinking about how that person would view it as if you were looking at the situation from their eyes. For example, Grape's perspective might be that he tried to be on time, but things happened to make him late, while Lenny's perspective might be that he had to wait a long time because Grape was late." Complete the perspective handout (p. 12). Say "Being able to forgive others is what Grape needs to do. Let's look at ways to show forgiveness." Complete the SEL handout (p.13). Next, choose the best option on pages 14-17 for your students' writing ability and have them complete the writing prompt and writing craftivity. Next, say "Let's determine how we can show forgiveness to others and write it on our grapes", complete the creative activity. The writing craftivity and/or creative activity make for a great bulletin board display.

ASCA Standards Alignment:

*Mindset: Sense of belonging in the school environment (M 3)
*Behavior: Social Skills: Positive, respectful and supportive relationships with students who are similar to and different from them.(B-SS 2)
*Behavior: Social Skills: Demonstrate empathy (B-SS 4)
*Behavior: Social Skills: Advocacy skills for self and others and ability to assert self, when necessary. (B-SS 8)

SEL Competencies:

*Social Awareness: Empathy, perspective-taking, respect for others.
*Relationship skills: Relationship building.

BOOK COMPANION



The Sour Grape by Jory John

Table of Contents



Story Map.....p. 5



Cut and Pastep. 6-7



Story Questionsp. 8-9



Think & Discussp. 10-12



Character Perspectivep. 13



Social-emotional Learningp. 14



Draw & Writep. 15-19



Writing Craftivityp. 20-23



Creative Activityp. 24-25



Postersp. 26-27



Answer Keysp. 28-29


NAME: _____

DATE: _____




Story Map

Setting:



The Sour Grape by Jory John

Characters:




Beginning:




Middle:



End:



Problem:



Solution:



NAME: _____

DATE: _____



Cut & Paste

Cut and paste the situations into the correct spot if they are showing forgiveness or being a sour grape (unforgiveness).

Forgiveness

Forgiveness

Sour Grape

Forgiveness

Forgiveness

Sour Grape

Forgiveness

Forgiveness

Sour Grape

Cut out each situation card and paste it in the correct spot on the previous page.

Saying "I forgive you"



Letting go of a grudge



Holding a grudge.



Accepting an apology.



Using kind words.



Using hurtful words.



Giving someone another chance.



Listening calmly.




Ignoring someone.



NAME: _____



DATE: _____

Story 
Questions

The Sour Grape



What does Grape do when someone does something to upset him?

Where did Grape grow up?



Who taught grape about being grateful and kind?

What happened to change Grape's outlook?





NAME: _____

DATE: _____


Story 
Questions

The Sour Grape



What kind of Grape did he become?




What happened to make Lenny upset at Grape?



What did Grape realize about his birthday party?



What did Grape start doing instead of holding grudges?



NAME: _____

DATE: _____



Think & Discuss



How did the sour grape feel when his friend would not forgive him? Why?

How do you feel when you are not forgiven?



What can you do when you are upset with someone to try to remedy the situation?





NAME: _____

DATE: _____



Think &
Discuss


What are some situations that you have a hard time forgiving for? Why?



What would happen if the sour grape kept on not forgiving anyone?



Why is it important to offer forgiveness?




NAME: _____

DATE: _____




Read the situations and decide how they can show forgiveness.


Liam and Ava worked together on a class project. While carrying it to the front of the room, Ava accidentally dropped it and part of it broke. Ava felt terrible and apologized right away.



During a basketball game, Ethan got frustrated and said something hurtful to his teammate, Noah. Later, Ethan realized his mistake and sincerely apologized.



Sophia found out that her friend Maya forgot to invite her to a birthday party. Maya later explained that she thought someone else had already invited Sophia and apologized for the mistake.



Jasmine lent her favorite book to her friend Olivia. Olivia accidentally spilled water on it and returned it with an apology, offering to help replace it.



NAME: _____

DATE: _____



Think &
Discuss



Put a checkmark on each action, determining if it is offering forgiveness or not.

Forgiveness **Not Forgiveness**

Saying "I forgive you."		
Ignoring or excluding someone.		
Giving someone another chance		
Letting go of a grudge		
Calling someone mean names.		
Getting revenge.		
Being patient while trust rebuilds		
Holding a grudge		
Using empathy to understand mistakes		
Accepting an apology		
Remembering everyone makes mistakes		

NAME: _____

DATE: _____

Character Perspective



Think about the different perspectives that each character from the book might have. Write in the boxes below what you think their perspectives might be.



Sour Grape



Perspective means:

A way of thinking about and understanding something; a point of view.

Lenny



Social Emotional Learning



NAME: _____

DATE: _____

Embrace vulnerability.
Admit when you are wrong or need help.



Practice active listening.
Wait for your turn to speak, make eye contact, and validate feelings.



Be reliable and consistent. This builds trust.



Show empathy. Make an effort to understand their perspective.

Relationship Skills Relationship Building


During what situations do you struggle to forgive?

How does it feel when you offer forgiveness?



Relationship Skills means:
abilities required to establish, maintain, and repair connections with others.


Draw & Write



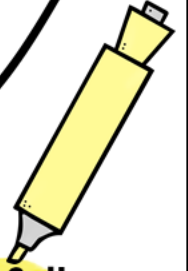
NAME: _____

DATE: _____

Draw a situation where you showed forgiveness. Explain what happened, how you offered forgiveness, and how it felt.



Draw & Write




NAME: _____

DATE: _____

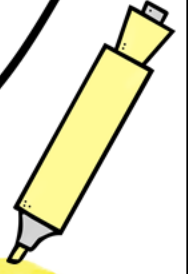
Describe & draw a situation where you showed forgiveness.

Explain what happened, how you offered forgiveness, and how it felt.



Handwriting practice lines consisting of solid top and bottom lines with a dashed middle line. There are seven sets of these lines.

Draw & Write




NAME: _____


DATE: _____

Describe a situation where you showed forgiveness. Explain what happened, how you offered forgiveness, and how it felt.

Handwriting practice area consisting of 10 sets of horizontal lines. Each set includes a solid top line, a dashed middle line, and a solid bottom line.



***Cut out and glue
to the top of the
writing page.**





: What are some ways that you
can show forgiveness?

Handwriting practice lines consisting of solid top and bottom lines with a dashed middle line. There are ten sets of these lines provided for writing.



: What are some ways that you
can show forgiveness?


Handwriting practice lines consisting of solid top and bottom lines with a dashed middle line. There are four sets of these lines provided for writing.



Creative
Activity

Don't let your **GRAPES** **SOUR**

Write on the
grapes things
you can do to
show
forgiveness.

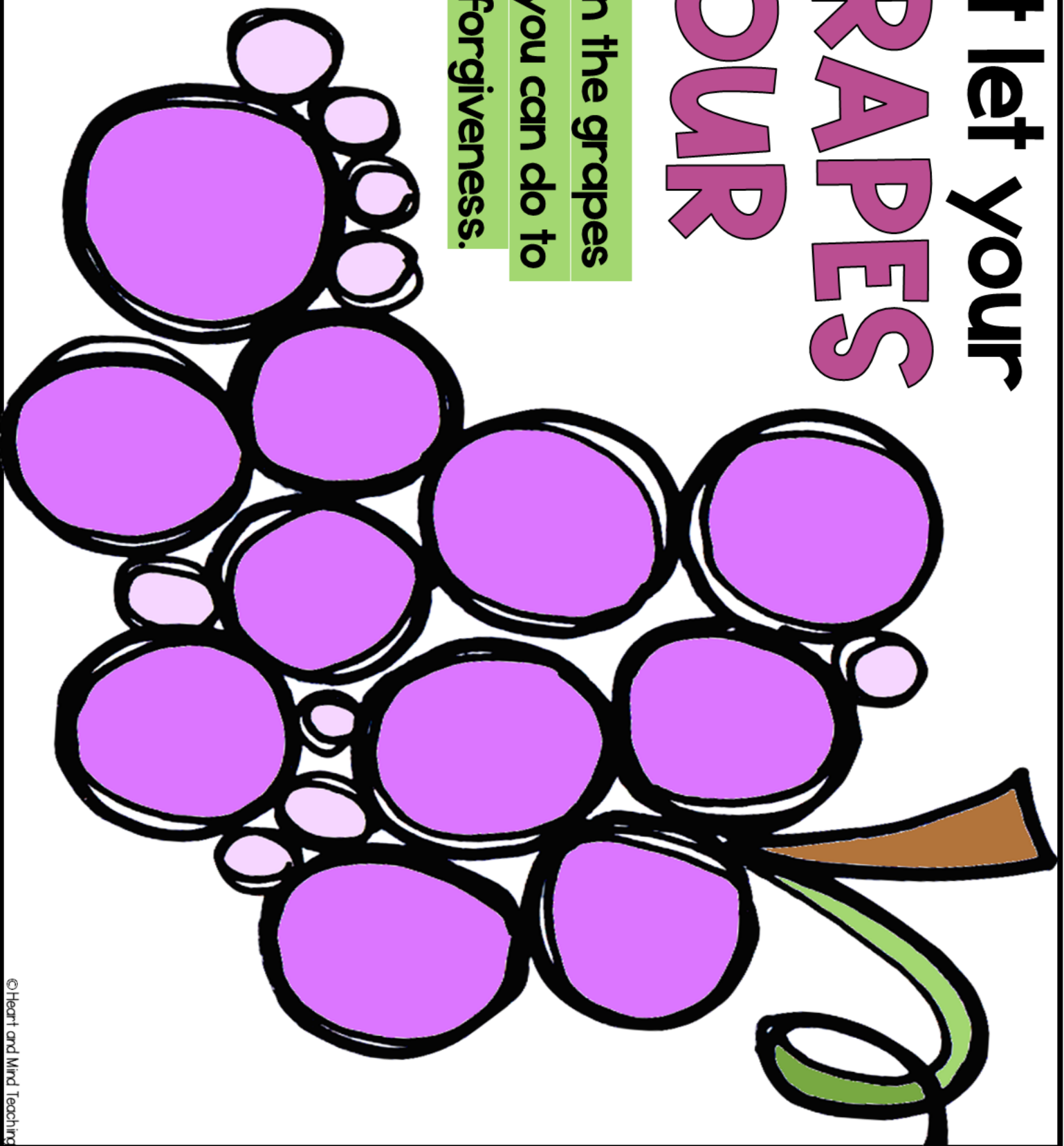


By:

Don't let your

GRAPES SOUR

Write on the grapes
things you can do to
show forgiveness.



By:

Benefits of FORGIVENESS

Helps you feel calmer

Reduces stress and worry


Easier to focus on school, friends, and fun activities

Friendships grow stronger

Shows kindness and understanding

Builds empathy

Heart feels lighter and more peaceful



How to show FORGIVENESS



Saying "I forgive you"

Letting go of a grudge



Giving someone a
second chance

Accepting an apology



Using kind words

Listening calmly





The Sour Grape

What does Grape do when someone does something do upset him?

Holds a grudge.

Where did Grape grow up?

On a vine.

Who taught grape about being grateful and kind?

Grandparents

What happened to change Grape's outlook?

No one came to his birthday party.

What kind of Grape did he become?

A sour grape.

What happened to make Lenny upset at Grape?

Grape was late.

What did Grape realize about his birthday party?

He put the wrong date on the birthday invite.

What did Grape start doing instead of holding grudges?

He talks, listens, and works things out.



Put a checkmark on each action, determining if it is offering forgiveness or not.

Forgiveness **Not Forgiveness**

Saying "I forgive you."	✓	
Ignoring or excluding someone.		✓
Giving someone another chance	✓	
Letting go of a grudge	✓	
Calling someone mean names.		✓
Getting revenge.		✓
Being patient while trust rebuilds	✓	
Holding a grudge		✓
Using empathy to understand mistakes	✓	
Accepting an apology	✓	
Remembering everyone makes mistakes	✓	

Black & White Version

BOOK COMPANION



The Sour Grape by Jory John

This book companion lesson was created with written permission from the author.

Session Objective:

*Students will identify forgiveness strategies and benefits.

Materials:

*Book: The Sour Grape by Jory John.
*Handouts, scissors, tape/glue, pencils.

Guiding Questions:

*What are some ways to show forgiveness?
*What are the benefits of showing forgiveness?

Session Details

*Say, "Today we are going to be reading a book called 'The Sour Grape' by Jory John. In it, Grape learns to forgive others." Read the book aloud. Have the students complete the story map as you are reading. Afterward, for grades K-1 use the Cut and Paste activity (p. 4-5), and for grades 2-5 use the Story Questions (p. 6-7) and the Think & Discuss pages (p. 8-11) to generate class/group discussion. Next, explain what perspective means. Say "Thinking about another person's perspective means you are thinking about how that person would view it as if you were looking at the situation from their eyes. For example, Grape's perspective might be that he tried to be on time, but things happened to make him late, while Lenny's perspective might be that he had to wait a long time because Grape was late." Complete the perspective handout (p. 12). Say "Being able to forgive others is what Grape needs to do. Let's look at ways to show forgiveness." Complete the SEL handout (p.13). Next, choose the best option on pages 14-17 for your students' writing ability and have them complete the writing prompt and writing craftivity. Next, say "Let's determine how we can show forgiveness to others and write it on our grapes", complete the creative activity. The writing craftivity and/or creative activity make for a great bulletin board display.

ASCA Standards Alignment:

*Mindset: Sense of belonging in the school environment (M 3)
*Behavior: Social Skills: Positive, respectful and supportive relationships with students who are similar to and different from them.(B-SS 2)
*Behavior: Social Skills: Demonstrate empathy (B-SS 4)
*Behavior: Social Skills: Advocacy skills for self and others and ability to assert self, when necessary. (B-SS 8)

SEL Competencies:

*Social Awareness: Empathy, perspective-taking, respect for others.
*Relationship skills: Relationship building.

BOOK COMPANION



The Sour Grape by Jory John

Table of Contents



Story Map.....p. 5



Cut and Pastep. 6-7



Story Questionsp. 8-9



Think & Discussp. 10-12



Character Perspectivep. 13



Social-emotional Learningp. 14



Draw & Writep. 15-19



Writing Craftivityp. 20-23



Creative Activityp. 24-25



Postersp. 26-27



Answer Keysp. 28-29

NAME: _____

DATE: _____



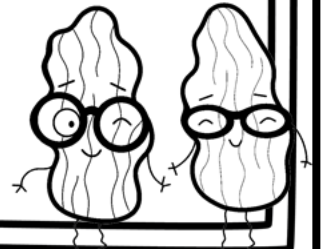

Story Map

Setting:



The Sour Grape by Jory John

Characters:




Beginning:




Middle:



End:



Problem:



Solution:



NAME: _____

DATE: _____



Cut & Paste

Cut and paste the situations into the correct spot if they are showing forgiveness or being a sour grape (unforgiveness).

Forgiveness

Forgiveness

Sour Grape

Forgiveness

Forgiveness

Sour Grape

Forgiveness

Forgiveness

Sour Grape

Cut out each situation card
and paste it in the correct spot
on the previous page.



Cut & Paste

Saying "I
forgive
you"



Letting
go of
a
grudge



Holding a
grudge.



Accepting an
apology.



Using
kind
words.



Using hurtful
words.



Giving someone
another chance.



Listening
calmly.



Ignoring
someone.




NAME: _____

DATE: _____


Story 
Questions

The Sour Grape


What does Grape do when someone does something to upset him?




Where did Grape grow up?



Who taught grape about being grateful and kind?



What happened to change Grape's outlook?



NAME: _____

DATE: _____



Story



Questions

The Sour Grape


What kind of Grape did he become?




What happened to make Lenny upset at Grape?



What did Grape realize about his birthday party?




What did Grape start doing instead of holding grudges?




NAME: _____

DATE: _____



Think &
Discuss




How did the sour grape feel when his friend would not forgive him? Why?

How do you feel when you are not forgiven?




What can you do when you are upset with someone to try to remedy the situation?




NAME: _____

DATE: _____



Think &
Discuss


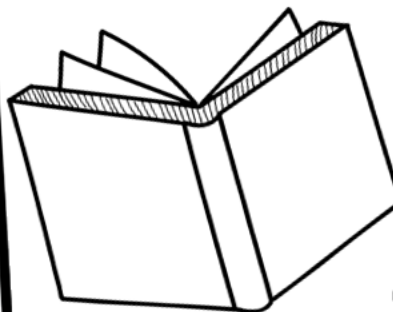
What are some situations that you have a hard time forgiving for? Why?



What would happen if the sour grape kept on not forgiving anyone?




Why is it important to offer forgiveness?



NAME: _____


DATE: _____



Think &
Discuss

Read the situations and decide how they can show forgiveness.


Liam and Ava worked together on a class project. While carrying it to the front of the room, Ava accidentally dropped it and part of it broke. Ava felt terrible and apologized right away.




During a basketball game, Ethan got frustrated and said something hurtful to his teammate, Noah. Later, Ethan realized his mistake and sincerely apologized.



Sophia found out that her friend Maya forgot to invite her to a birthday party. Maya later explained that she thought someone else had already invited Sophia and apologized for the mistake.




Jasmine lent her favorite book to her friend Olivia. Olivia accidentally spilled water on it and returned it with an apology, offering to help replace it.




NAME: _____

DATE: _____



Think & Discuss



Put a checkmark on each action, determining if it is offering forgiveness or not.

Forgiveness ^{Not} Forgiveness

Saying "I forgive you."		
Ignoring or excluding someone.		
Giving someone another chance		
Letting go of a grudge		
Calling someone mean names.		
Getting revenge.		
Being patient while trust rebuilds		
Holding a grudge		
Using empathy to understand mistakes		
Accepting an apology		
Remembering everyone makes mistakes		

NAME: _____

DATE: _____

Character Perspective



Think about the different perspectives that each character from the book might have. Write in the boxes below what you think their perspectives might be.




Sour Grape



Perspective means:

A way of thinking about and understanding something; a point of view.

Lenny



Social Emotional Learning



NAME: _____

DATE: _____

Embrace vulnerability.



Admit when you are wrong or need help.

Practice active listening.

Wait for your turn to

speak, make eye contact, and validate feelings.



Relationship Skills Relationship Building



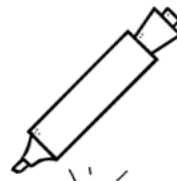
Show empathy. Make an effort to understand their perspective.

Be reliable and consistent. This builds trust.

During what situations do you struggle to forgive?

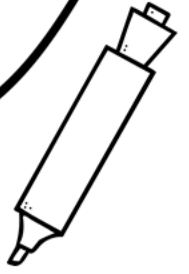


How does it feel when you offer forgiveness?



Relationship Skills means:
abilities required to establish, maintain, and repair connections with others.


Draw & Write



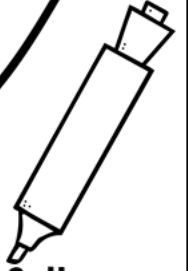
NAME: _____

DATE: _____

Draw a situation where you showed forgiveness. Explain what happened, how you offered forgiveness, and how it felt.





Draw & Write



NAME: _____

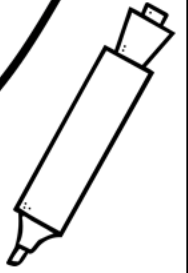
DATE: _____

Describe & draw a situation where you showed forgiveness.
Explain what happened, how you offered forgiveness, and how it felt.



Handwriting practice lines consisting of solid top and bottom lines with a dashed middle line. There are five sets of these lines.

Draw & Write




NAME: _____


DATE: _____

Describe a situation where you showed forgiveness. Explain what happened, how you offered forgiveness, and how it felt.

Handwriting practice area consisting of multiple sets of horizontal lines. Each set includes a solid top line, a dashed middle line, and a solid bottom line.



***Cut out and glue
to the top of the
writing page.**





: **What are some ways that you
can show forgiveness?**

Handwriting practice lines consisting of solid top and bottom lines with a dashed middle line, repeated multiple times for writing.




: **What are some ways that you
can show forgiveness?**

Handwriting practice lines consisting of solid top and bottom lines with a dashed middle line, repeated five times for writing.

Don't let your GRAPES SOUR

Write on the
grapes things
you can do to
show
forgiveness.




By:

Don't let your

GRAPES SOUR

Write on the grapes
things you can do to
show forgiveness.



By:

Benefits of FORGIVENESS

Helps you feel calmer

Reduces stress and worry


Easier to focus on school, friends, and fun activities

Friendships grow stronger

Shows kindness and understanding

Builds empathy

Heart feels lighter and more peaceful



How to show FORGIVENESS



Saying "I forgive you"

Letting go of a grudge




Giving someone a
second chance

Accepting an apology



Using kind words

Listening calmly





The Sour Grape

What does Grape do when someone does something do upset him?

Holds a grudge.

Where did Grape grow up?

On a vine.

Who taught grape about being grateful and kind?

Grandparents

What happened to change Grape's outlook?

No one came to his birthday party.

What kind of Grape did he become?

A sour grape.

What happened to make Lenny upset at Grape?


Grape was late.

What did Grape realize about his birthday party?


He put the wrong date on the birthday invite.

What did Grape start doing instead of holding grudges?

He talks, listens, and works things out.



Think & Discuss



Put a checkmark on each action, determining if it is offering forgiveness or not.

Forgiveness Not Forgiveness

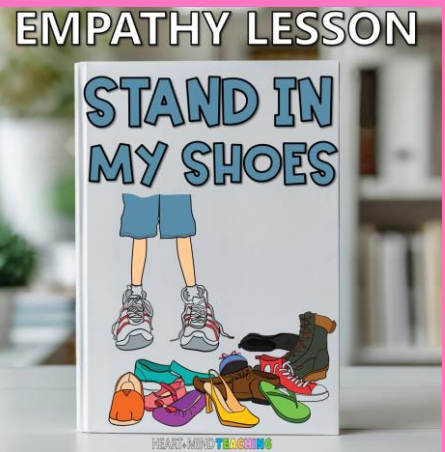
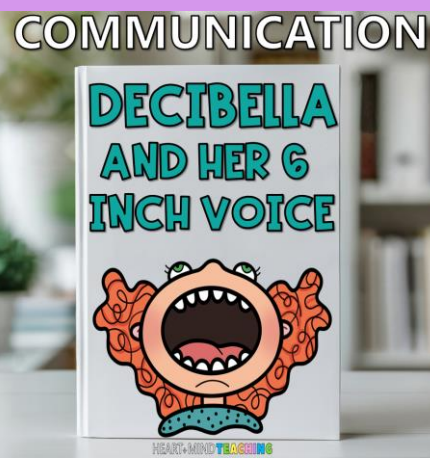


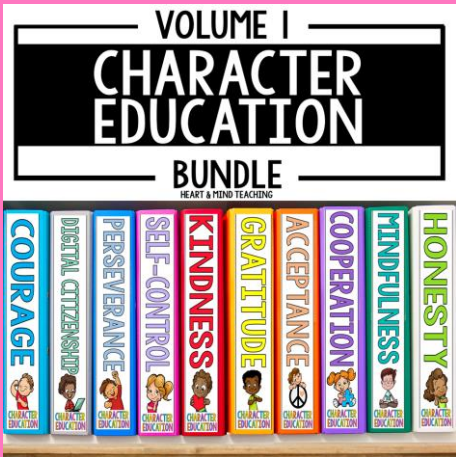
Saying "I forgive you."	✓	
Ignoring or excluding someone.		✓
Giving someone another chance	✓	
Letting go of a grudge	✓	
Calling someone mean names.		✓
Getting revenge.		✓
Being patient while trust rebuilds	✓	
Holding a grudge		✓
Using empathy to understand mistakes	✓	
Accepting an apology	✓	
Remembering everyone makes mistakes	✓	



Resources made
WITH LOVE
By a real Counselor

We think you're
going to love
these too!

Best Selling Resources



THE **CURRICULUM**
*YOU HAVE BEEN
SEARCHING
FOR



www.counselorcollab.com

Counselor Collab Prek-8th grade Membership

Would you like to spend less time browsing for resources and lesson planning, and more time serving students? Let us do the work for you!



terms of use

© Heart and Mind Teaching, 2026. All rights reserved. Purchase of this item entitles the purchaser the right to reproduce for classroom, personal, and google classroom use only. Use in multiple classrooms, requires the purchase of additional licenses. Redistribution or duplication of this product is strictly forbidden without the written permission of the publisher. Copying any part of this product and placing it on a publicly accessible website is strictly forbidden and is a violation of the Digital Millennium Copyright Act (DMCA). You may post this for single-classroom use on a password protected student site such as google classroom. **You may NOT post my products on any public, for-profit, or commercial websites or entities, such as Outschool.** Please do not sell or distribute any part of this as your own. Thank you for abiding by universally accepted codes of professional ethics while using this product.



If you have any questions or concerns, please email me at:
heartandmindteaching@gmail.com



credits

