


TREASURE or TRASH?

FRIENDSHIP SORTING ACTIVITY



TREASURE OR TRASH?

Session Objective:

- *Students will be able to identify friendly and unfriendly behavior.
- *Students will practice perspective taking.
- *Students will identify the effect of sarcasm.

Materials:

- *Treasure or Trash Activity pages.
- Cut out gems beforehand. Use blank gem page to make your own.

Guiding Questions:

- *Why is it important to know the difference between appropriate and inappropriate behavior?
- *How does sarcasm impact the way you are viewed by others?

ASCA Standards Alignment:

- *Mindset: Belief in development of whole self, including a healthy balance of mental, social/emotional and physical well-being. (M 1)
- *Behavior: Social Skills: Create positive and supportive relationships with other students. (B-SS 2)
- *Behavior: Social Skills: Demonstrate social maturity and behaviors appropriate to the situation and environment. (B-SS 9)

SEL Competencies:


- *Self-awareness: accurate self-perception, identifying emotions.
- *Relationship skills: relationship building, communication, social engagement, teamwork.
- *Social-awareness: respect for others, perspective-taking, empathy.

Activity Details (about 30 min):


*Treasure or Trash activity: Cut on the dotted line to separate the treasure box and trash can picture. Place each picture on the table so the students can see. Explain to the students "We are going to be sorting through some gems and deciding if they are treasure and we want to keep them or if we want to throw them in the trash. We will decide this by reading some different behaviors listed on each gem. I want you to think if it is something that would help or hurt a friendship, let's start with the first gem (read out loud what the first gem says). Is this something we want to treasure (helps a friendship) or trash (hurts a friendship)? Listen to student responses. Ask probing questions like "Why do you think this is treasure/trash?", "What if it was said in a sarcastic tone, would you change your answer, why?", "Does anyone have an example of this happening in their life", "What do you think the other person will be thinking if you did this?" Place the gem on top of either the trash or treasure picture. Going clockwise from you, have a student choose the next gem and have them read it out loud if they are comfortable. Ask the student "Do you think that behavior is trash or treasure?". Continue this process around the group. Use the guiding questions at the top of this page to help guide the group discussion.



THINGS THAT **HELP** A FRIENDSHIP



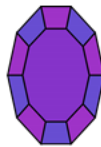
Using kind words.



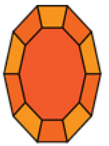
Sharing.



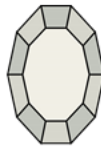
Being helpful.



Being a good sport.




Being fair.



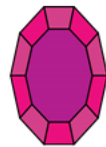
Encouraging others.



THINGS THAT **HURT** A FRIENDSHIP



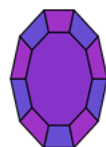
Using mean words.



Bad manners.



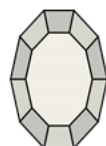
Excluding others.





Making fun of someone.

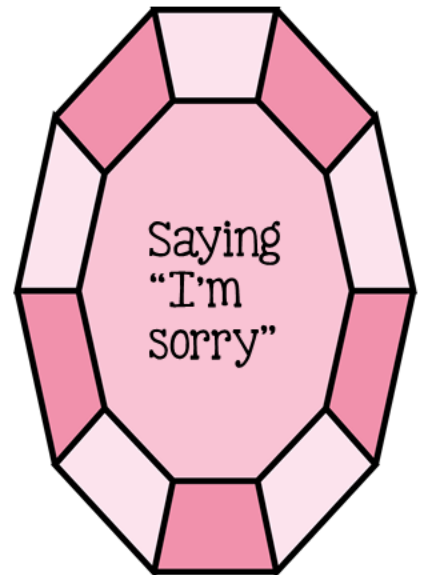

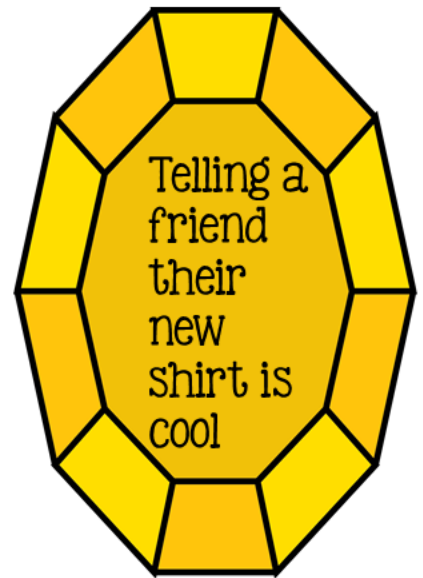
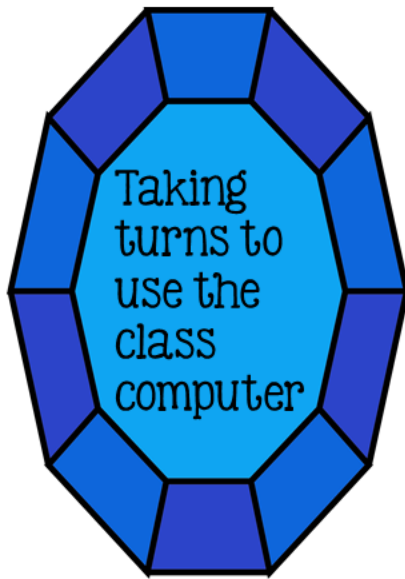
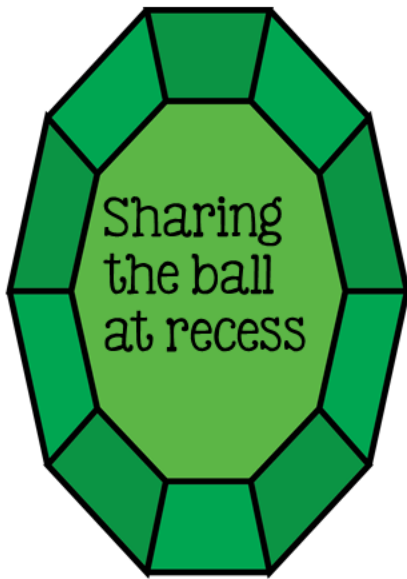


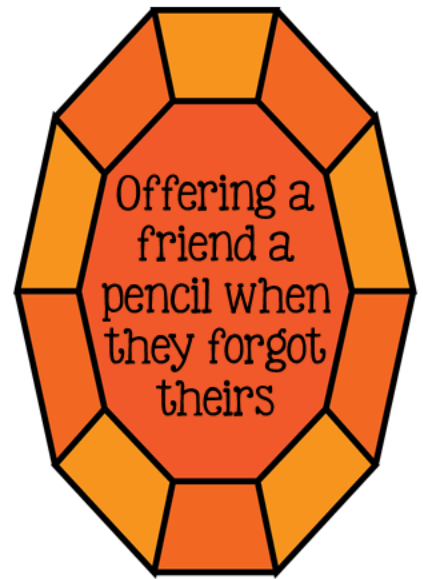
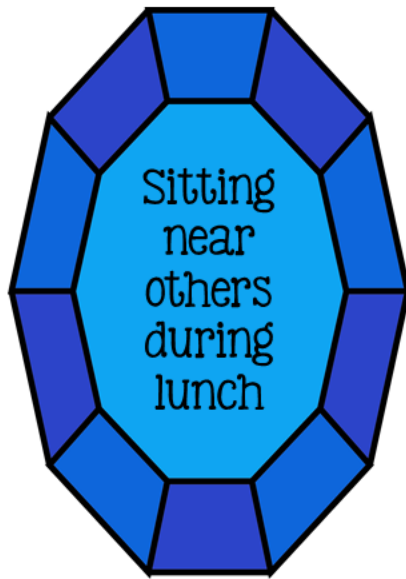
Being selfish.

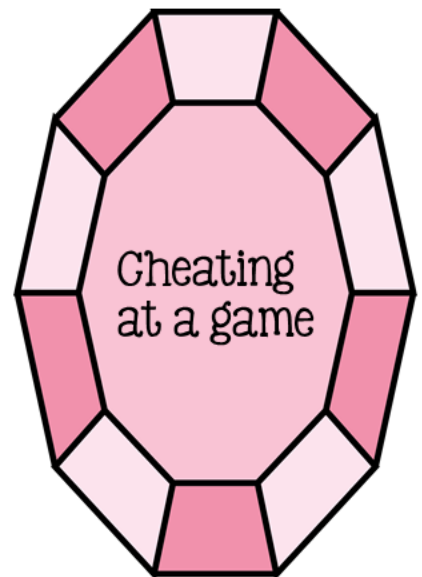

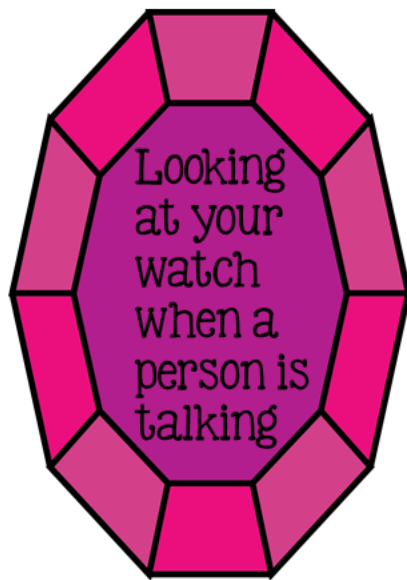
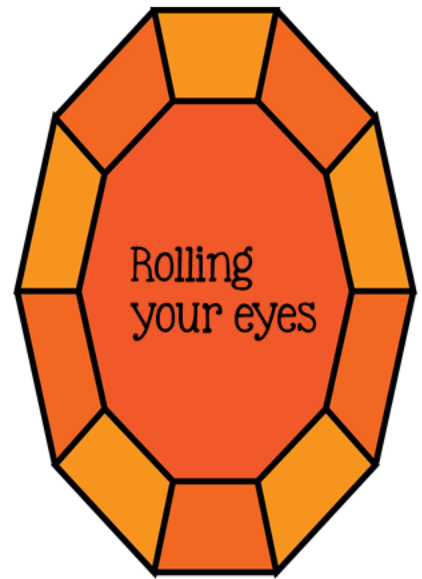
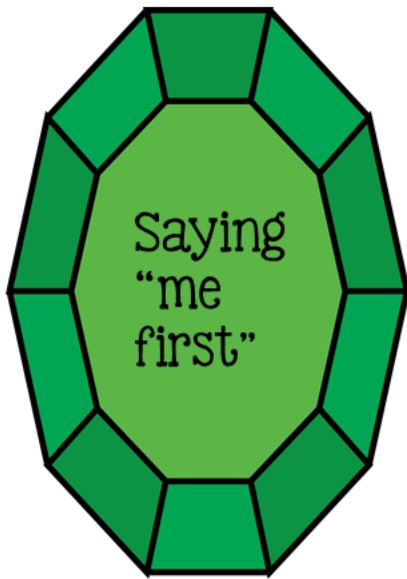


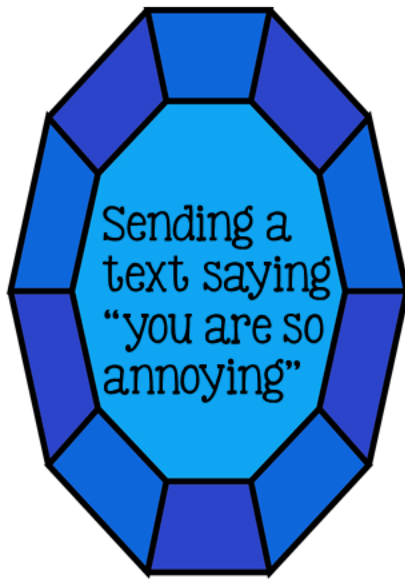
Ignoring.

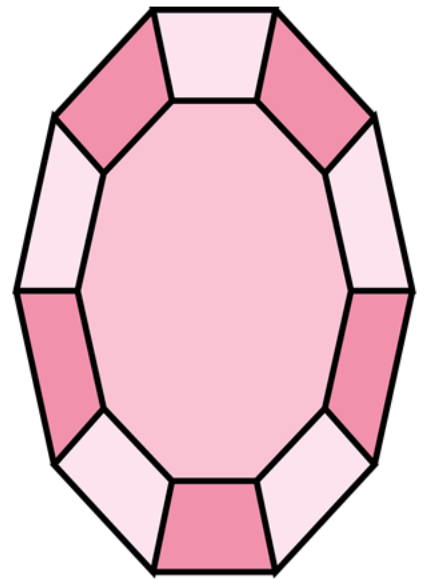
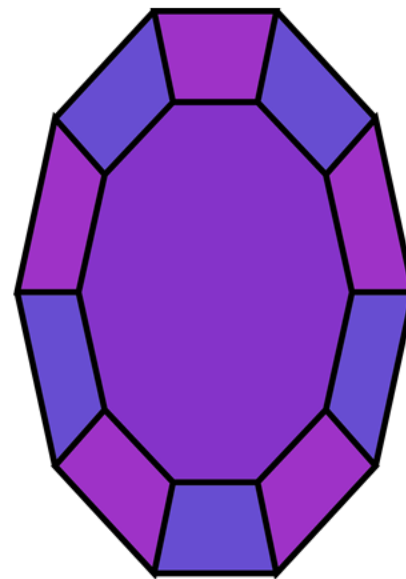
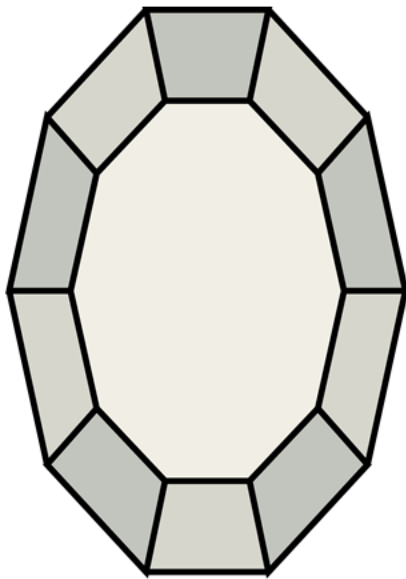
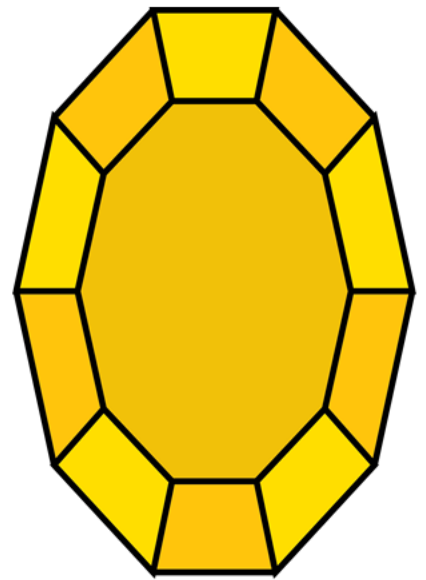
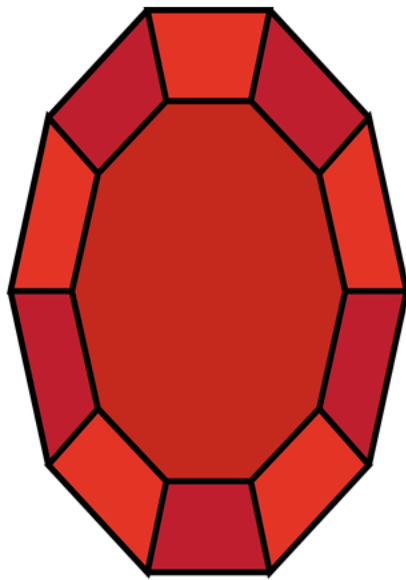
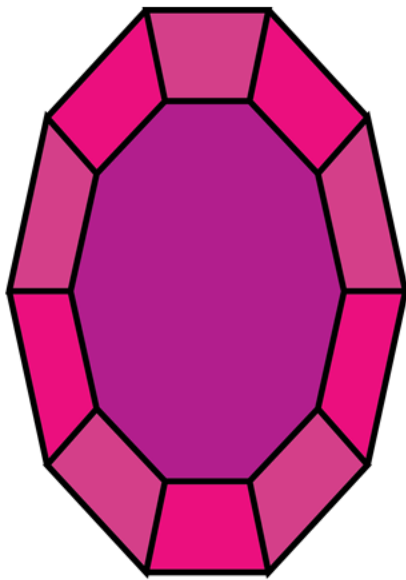
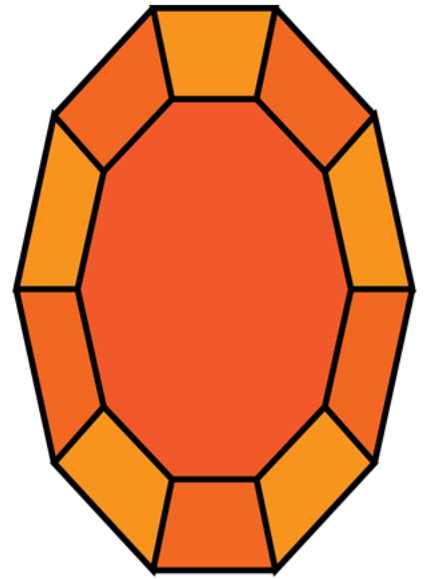
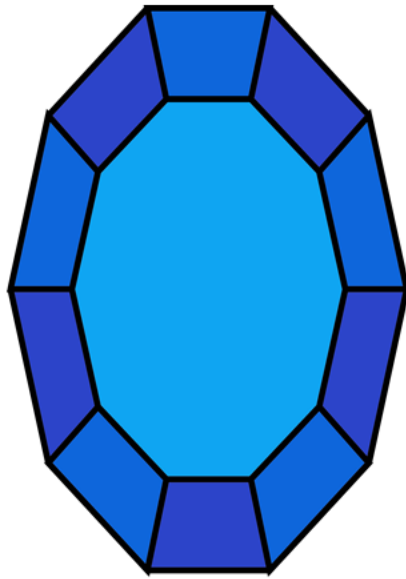
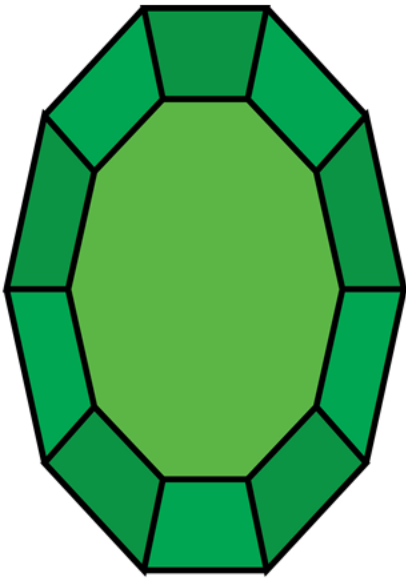












TREASURE OR TRASH?

Session Objective:

- *Students will be able to identify friendly and unfriendly behavior.
- *Students will practice perspective taking.
- *Students will identify the effect of sarcasm.

Materials:

- *Treasure or Trash Activity pages.
- Cut out gems beforehand. Use blank gem page to make your own.

Guiding Questions:

- *Why is it important to know the difference between appropriate and inappropriate behavior?
- *How does sarcasm impact the way you are viewed by others?

ASCA Standards Alignment:

- *Mindset: Belief in development of whole self, including a healthy balance of mental, social/emotional and physical well-being. (M 1)
- *Behavior: Social Skills: Create positive and supportive relationships with other students. (B-SS 2)


- *Behavior: Social Skills: Demonstrate social maturity and behaviors appropriate to the situation and environment. (B-SS 9)

SEL Competencies:

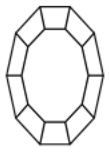
- *Self-awareness: accurate self-perception, identifying emotions.
- *Relationship skills: relationship building, communication, social engagement, teamwork.
- *Social-awareness: respect for others, perspective-taking, empathy.

Activity Details (about 30 min):

- *Treasure or Trash activity: Cut on the dotted line to separate the treasure box and trash can picture. Place each picture on the table so the students can see. Explain to the students "We are going to be sorting through some gems and deciding if they are treasure and we want to keep them or if we want to throw them in the trash. We will decide this by reading some different behaviors listed on each gem. I want you to think if it is something that would help or hurt a friendship, let's start with the first gem (read out loud what the first gem says). Is this something we want to treasure (helps a friendship) or trash (hurts a friendship)? Listen to student responses. Ask probing questions like "Why do you think this is treasure/trash?", "What if it was said in a sarcastic tone, would you change your answer, why?", "Does anyone have an example of this happening in their life", "What do you think the other person will be thinking if you did this?" Place the gem on top of either the trash or treasure picture. Going clockwise from you, have a student choose the next gem and have them read it out loud if they are comfortable. Ask the student "Do you think that behavior is trash or treasure?". Continue this process around the group. Use the guiding questions at the top of this page to help guide the group discussion.



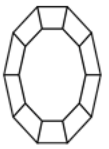
THINGS THAT HELP A FRIENDSHIP



Using kind words.



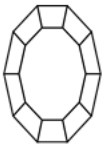
Sharing.



Being helpful.




Being a good sport.



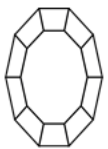
Being fair.



Encouraging others.



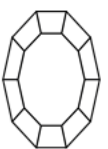
THINGS THAT HURT A FRIENDSHIP



Using mean words.



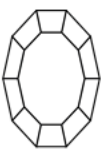
Bad manners.



Excluding others.





Making fun of someone.




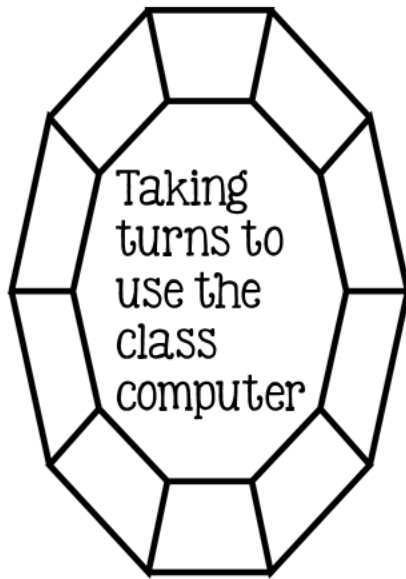
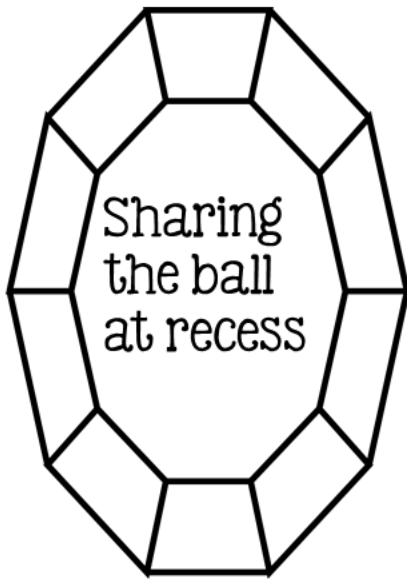


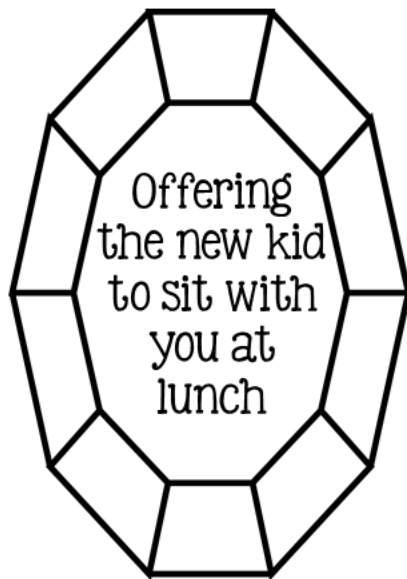



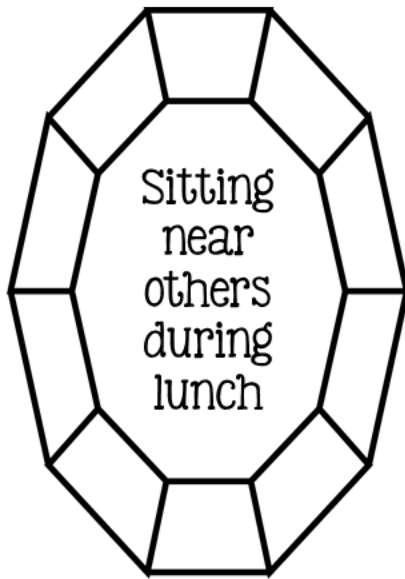
Being selfish.

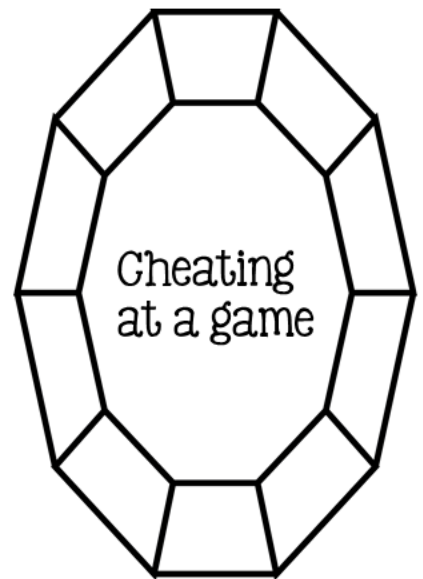
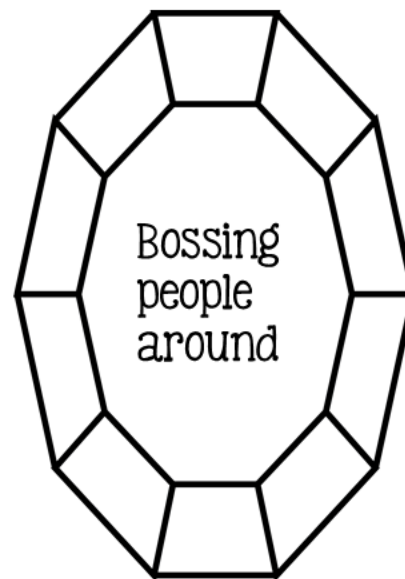
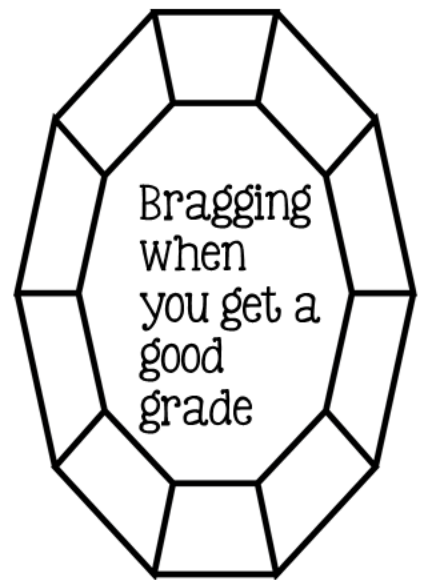
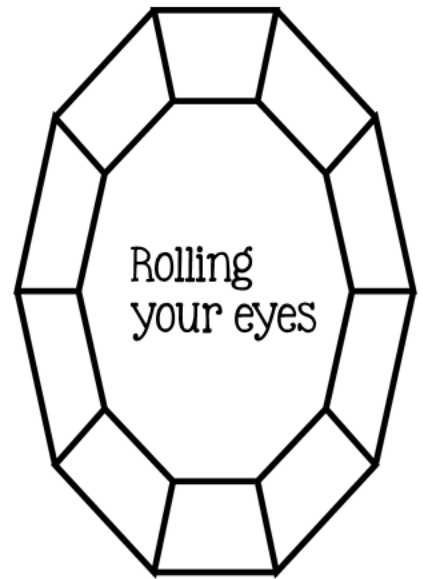
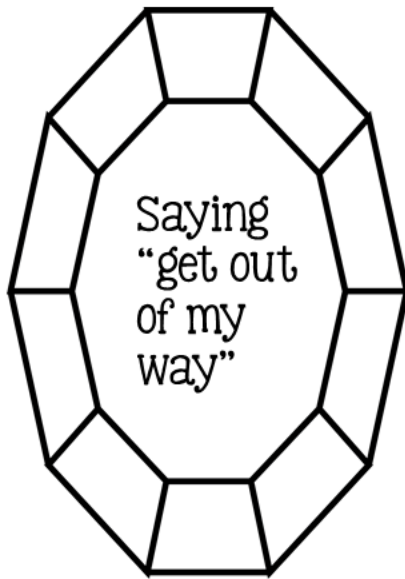
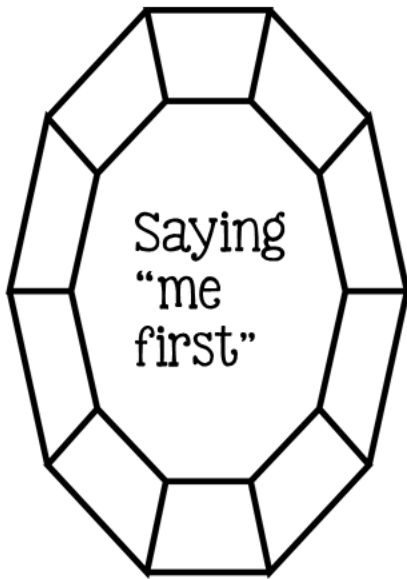


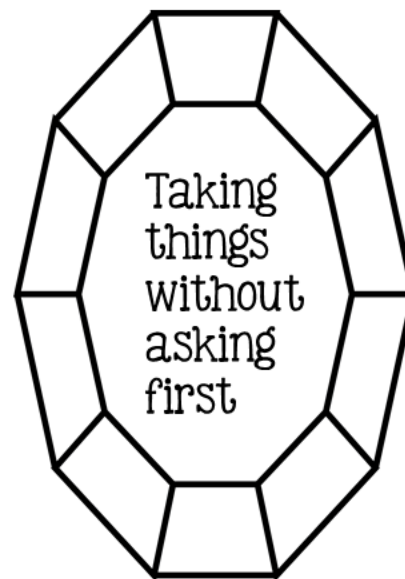


Ignoring.

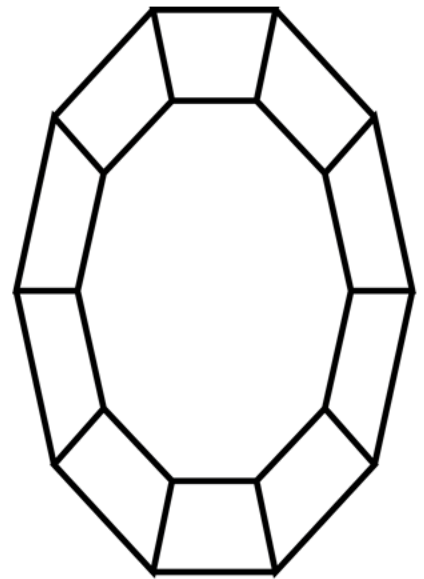
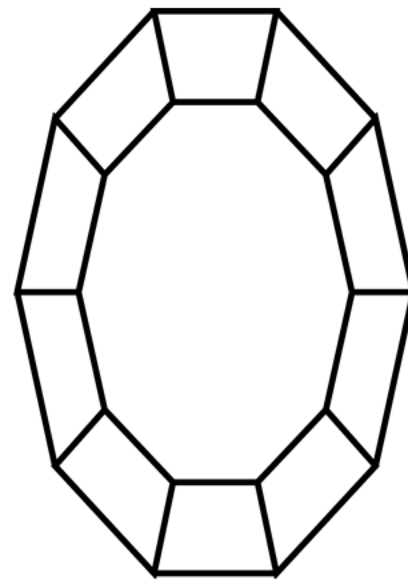
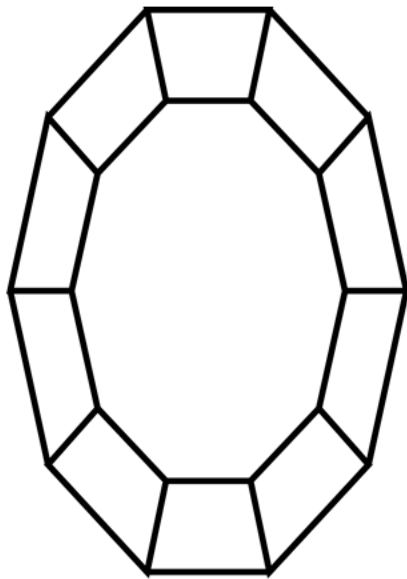
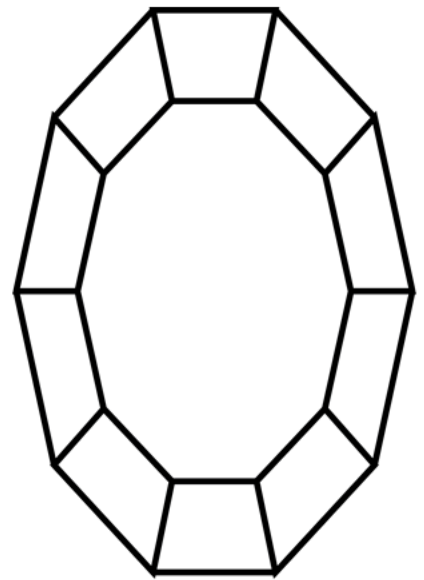
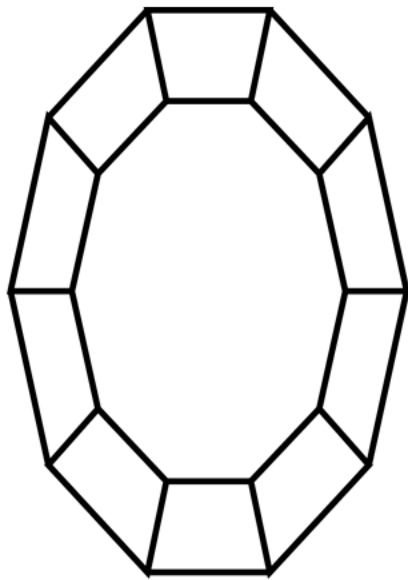
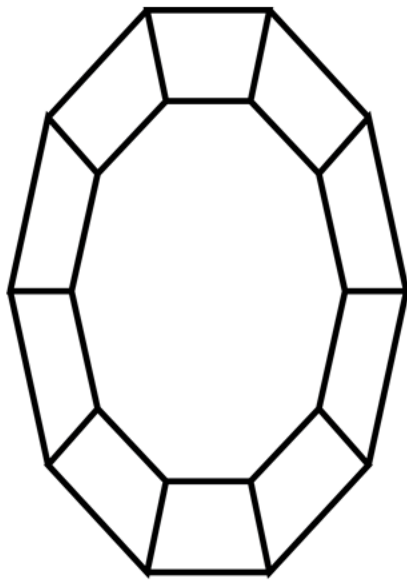
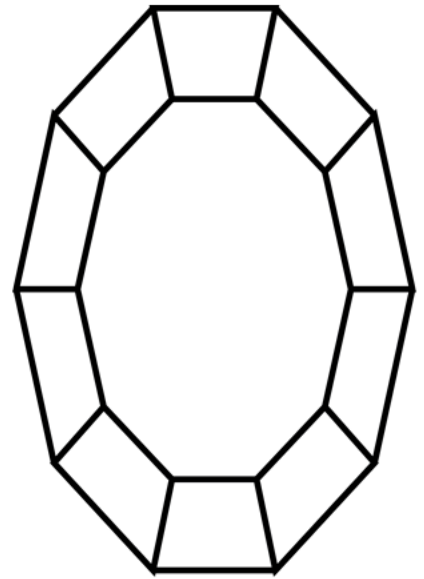
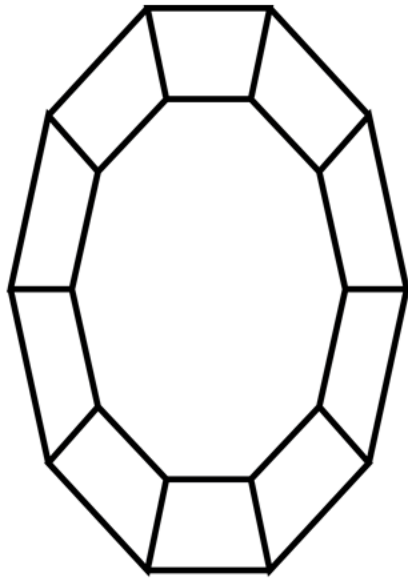
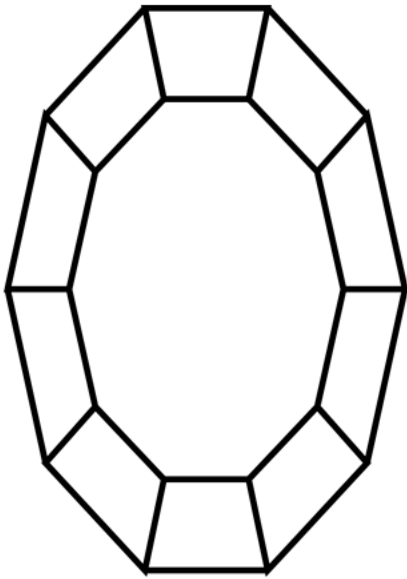












GOOGLE CLASSROOM

Your resource comes with a digital version for use in Google Slides via Google Classroom. Follow these steps to upload your resource into your Google Drive.

1 Click here  [Treasure or Trash?](#)

2 You will be prompted to make a copy of the resource. Click on the blue box that says "Make a copy" and the resource will go directly into your Google drive.

Google Drive

Copy document

Would you like to make a copy of Career Interest Inventory?

Make a copy



3 Go to your Google Drive and locate the copy of the file. You can rename the file at this point or add/delete slides.

4 Next, go to your Google Classroom and add an assignment. Select the Google Drive Symbol and select the resource you want to assign.

5 From here, you should see a grey box that says "Students can view file." Click the grey box. A dropdown menu should appear. Select, "Make a copy for each student."

YOU HAVE TO MAKE A COPY FOR EACH STUDENT!

Otherwise they will all be editing the same file.

Click "Assign" in the top right corner if you're ready to post!

Helpful links for using Google Classroom:

[Teacher Tips for using Google Classroom \(TPT blog\)](#)

[Getting Started with Google Classroom \(youtube video\)](#)

ABOUT THE AUTHOR



I'M ASHLEY

an Elementary School Counselor.

I have a B.A. in Psychology and an M.A. in School Counseling. I have a passion for creating fun and engaging resources for Counseling and Social Emotional Learning. I am a wife, and mother to 2 young boys. Thank you for supporting my little shop.

Click the icons to connect with me




Access my **freebie library** by subscribing to my newsletter, [click here](#)

RECOMMENDED RESOURCES

This product and 8 others are included in this curriculum.

Click the pictures to get a closer look.



TERMS OF USE

© Heart and Mind Teaching, 2020. All rights reserved. Purchase of this item entitles the purchaser the right to reproduce for classroom, personal, and google classroom use only. Use in multiple classrooms, requires the purchase of additional licenses. Redistribution or duplication of this product is strictly forbidden without the written permission of the publisher. Copying any part of this product and placing it on a publicly accessible website is strictly forbidden and is a violation of the Digital Millennium Copyright Act (DMCA). You may post this for single-classroom use on a password protected private nonprofit student site such as google classroom. **You may NOT post my products on any public, for-profit, or commercial websites or entities such as Outschoo!** Thank you for abiding by universally accepted codes of professional ethics while using this product.

Please feel free to contact me if you have any questions or feedback

heartandmindteaching@gmail.com



CREDITS



[Gayle McGlaulin](#)

MISSYMOOTYRUSSELL