

# THANK YOU FOR YOUR PURCHASE!



Did you know that when you leave feedback on TPT you earn credits towards future purchases?

★★★★★ Extremely satisfied

I truly appreciate your feedback to help my little store grow.

## LET'S BE FRIENDS

Access my  
Freebie  
Library



Stay updated on new product announcements (they are 50% off for the first 24 hrs posted!) by following me on TPT, checking out my website, and subscribing to my newsletter.



If you have any questions or concerns please email me at:

[heartandmindteaching@gmail.com](mailto:heartandmindteaching@gmail.com)

♥  
Ashley

# GOOGLE SLIDES

Your resource comes with a digital version for use in Google Slides via Google Classroom. Follow these steps to upload your resource.

**1** Click here  [Jelly Donut Difference Book Companion](#)

**2** You will be prompted to make a copy of the resource. Click on the blue box that says “Make a copy” and the resource will go directly into your Google drive.

Google Drive

Copy document

Would you like to make a copy of Career Interest Inventory?

Make a copy



**3** Go to your Google Drive and locate the copy of the file. You can rename the file at this point or add/delete slides.

**4** Next, go to your Google Classroom and add an assignment. Select the Google Drive Symbol and select the resource you want to assign.

**5** From here, you should see a grey box that says “Students can view file.” Click the grey box. A dropdown menu should appear. Select, “Make a copy for each student.”

**YOU HAVE TO MAKE A COPY FOR EACH STUDENT!**

Otherwise they will all be editing the same file.

Click “Assign” in the top right corner if you’re ready to post!

This product is meant to be used in “edit” mode (not “presentation” mode). Edit mode is the only mode that allows drag & drop and writing in text boxes.

Helpful links for using Google Classroom:

[Teacher Tips for using Google Classroom \(TPT blog\)](#)

[Getting Started with Google Classroom \(youtube video\)](#)

# BOOK COMPANION



## Jelly Donut Difference by Maria Dismondy

This book companion lesson was created with written permission from the author.

### Session Objective:

\*Students will identify ways to show kindness.

### Materials:

\*Book: Jelly Donut Difference by Maria Dismondy.

\*Handouts, scissors, tape/glue, pencils.

### Guiding Questions:

\*What are some ways to show kindness?

\*Why is it important to take another person's perspective into consideration?

### ASCA Standards Alignment:

\*Mindset: Belief in development of whole self, including a healthy balance of mental, social/emotional and physical well-being. (M 1)

\*Behavior: Social Skills: Empathy. (B-SS 4)

\*Behavior: Social Skills: Social Maturity and behaviors appropriate to the situation and environment. (B-SS 9)

### SEL Competencies:

\*Social Awareness: Perspective-Taking.

### Session Details

\*Say "Today we are going to be reading a book called "Jelly Donut Difference" by Maria Dismondy. In it, two siblings show kindness to an elderly neighbor." Read the book aloud. Have the students complete the story map as you are reading. Afterward, for grades K-1 use the Cut and Paste activity (p. 4-5), and for grades 2-5 use the Story Questions (p. 6-7) and the Think & Discuss pages (p. 8-11) to generate class/group discussion. Next, explain what perspective means. Say "Thinking about another person's perspective means you are thinking about how that person would view it as if you were looking at the situation from their eyes. For example, the twins' perspective might be that they are showing a kindness to their neighbor, but Ms. Marvis' perspective might be that she was grateful to be included." Complete the perspective handout (p. 12). Say "Being able to think about someone else's perspective is what the twins did to think about how Ms. Marvis must feel. Let's look at ways to practice perspective-taking." Complete the SEL handout (p.13). Next, choose the best option on pages 14-17 for your students writing ability and have them complete the writing prompt and writing craftivity. Next, say "Let's come up with our own Jelly Donut", complete the creative activity. The writing craftivity and/or creative activity make for a great bulletin board display.

# BOOK COMPANION



Jelly Donut Difference by Maria Dismondy

## Table of Contents



Story Map.....p. 5



Cut and Paste .....p. 6-7



Story Questions .....p. 8-9



Think & Discuss .....p. 10-12



Character Perspective .....p. 13



Social-emotional Learning .....p. 14



Draw & Write .....p. 15-19



Writing Craftivity .....p. 20-23



Creative Activity .....p. 24-25



Posters .....p. 26-27



Answer Keys .....p. 28-29

NAME: \_\_\_\_\_


DATE: \_\_\_\_\_



# Story Map




Setting:



## Jelly Donut Difference by Maria Dismondy

Characters:



Beginning:



Middle:



End:



Problem:



Solution:



NAME: \_\_\_\_\_

DATE: \_\_\_\_\_



Cut & Paste

Cut and paste the situations into Kind or Unkind boxes.

Kind

Kind

Unkind

Kind

Kind

Unkind

Kind

Kind

Unkind

Cut each situation card out  
and paste to the correct Kind  
or Unkind spot.



Sharing.



Supporting  
those in need.



Bullying.



Helping out.



Acts of  
service



Insulting  
someone.



Encouraging  
someone.



Giving a  
compliment.



Ignoring  
someone.




NAME: \_\_\_\_\_

DATE: \_\_\_\_\_


Story   
Questions

# Jelly Donut Difference


What did the twins race downstairs for?



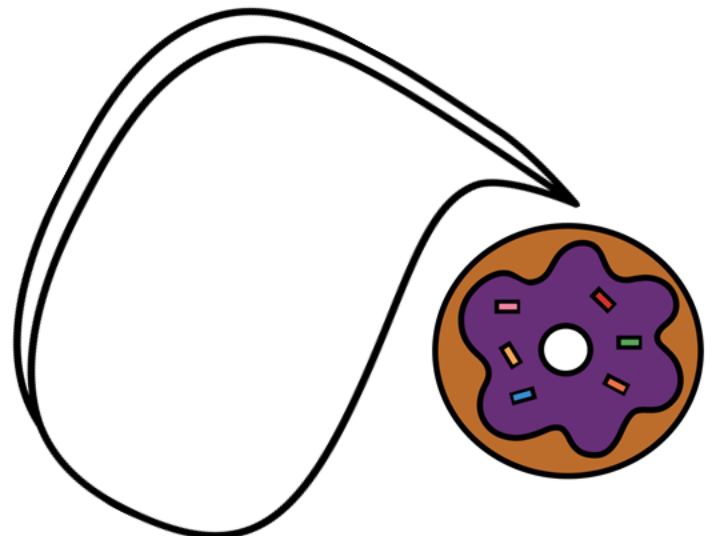
What did the twins go to Ms. Marvis for?



What was different between Mrs. Marvis' house and the twins' house?



What did the twins invite Ms. Marvis to?



NAME: \_\_\_\_\_


DATE: \_\_\_\_\_

# Jelly Donut Difference


At dinner, what did Ms. Marvis say she used to make for her family?



What did the twins make for Ms. Mavis?



What did the twins build outside of Ms. Marvis' house?



How did Ms. Mavis thank the twins?



NAME: \_\_\_\_\_

DATE: \_\_\_\_\_



Think & Discuss



How do you think Ms. Marvis felt to be invited to dinner?

How do you think it made the twins feel to show kindness to Ms. Marvis?

Why is it important to show kindness to others?





NAME: \_\_\_\_\_

DATE: \_\_\_\_\_



Think &  
Discuss

What is an act of kindness that you could do today?



How do you feel when someone is kind to you?



How do you feel when you are kind to others?




NAME: \_\_\_\_\_

DATE: \_\_\_\_\_




Read the situations and think about how you can show kindness to the person.

There is a line for the bathroom but you see a kid that really has to go and is struggling to hold it.




You notice your friend is really sad today.



Your grandma is alone at home most of the day and is lonely.



A kid is sitting alone at the playground bench not playing with anyone.



NAME: \_\_\_\_\_

DATE: \_\_\_\_\_



Think & Discuss



Put a checkmark on which each example is showing, kind or unkind behaviors.

Kind

Unkind

	Kind	Unkind
A person says hello to you in the hallway and you ignore them.		
You hold the door for the person behind you.		
Your grandma gives you a gift and you don't say thank you.		
Asking someone if they are okay.		
Encouraging a friend when they are having a bad day.		
Making fun of someone.		
Laughing at someone.		
Offering to help someone.		
Refusing to share with a classmate.		
Giving a gift.		
Rolling your eyes at someone.		


NAME: \_\_\_\_\_

DATE: \_\_\_\_\_


# Character Perspective




Think about the different perspectives that each character from the book might have. Write in the boxes below what you think their perspectives might be.



**The twins**



**Ms. Marvis**



**The twins' parents**



Perspective means:

A way of thinking about and understanding something; a point of view.

NAME: \_\_\_\_\_

DATE: \_\_\_\_\_

# Social Emotional Learning



Showing empathy by imagining what it might be like to be in their situation.



Involves effective communication skills, such as active listening.



Valuing the thoughts and feelings of others as valid, even if they differ from your own.



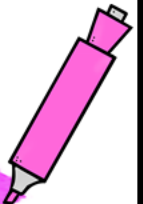
Recognizing that people may have different beliefs, values, and experiences that shape their views of the world.



During what situations do you struggle to consider others' perspectives?



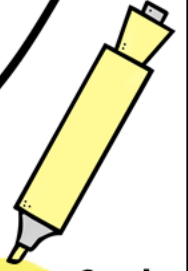
What can you do to make sure you are considering others perspectives?



**Perspective-Taking means:**

Considering the thoughts, feelings, and experiences of others

# Draw & Write




NAME: \_\_\_\_\_

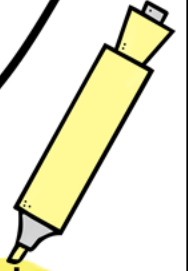
DATE: \_\_\_\_\_

**Draw a situation that you showed Kindness.**

**Show what happened, how it felt, and how it made the other person feel.**



# Draw & Write



NAME: \_\_\_\_\_

DATE: \_\_\_\_\_

**Describe a situation that you showed Kindness.**

Explain what happened, how it felt, and how it made the other person feel.

---

---

---

---

---

---

---

---

---

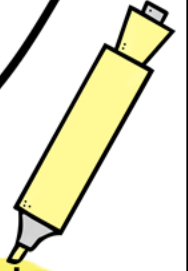
---

---

---



# Draw & Write




NAME: \_\_\_\_\_

DATE: \_\_\_\_\_

**Describe a situation that you showed Kindness.**


**Explain what happened, how it felt, and how it made the other person feel.**

Handwriting practice area with multiple sets of horizontal lines. Each set consists of a solid top line, a dashed middle line, and a solid bottom line.





**\*Cut out and glue  
to the top of the  
writing page.**





: What is an **act of kindness** you want to do? Explain how you will do it.

Handwriting practice lines consisting of solid top and bottom lines with a dashed middle line. There are seven sets of these lines provided for writing.

# Writing Craftivity




: What is an **act of kindness** you want to do? Explain how you will do it.

Handwriting practice lines consisting of solid top and bottom lines with a dashed middle line. There are four sets of these lines provided for writing.



# Make a JELLY DONUT DIFFERENCE

What is an act of  
kindness you  
want to do?



Write your  
answer inside  
the donut.



How will your act of kindness make you  
and others feel?

By:

# JELLY DONUT DIFFERENCE

**What is an act of kindness you want to do?**



Write your  
answers  
inside the  
donut.

**How will your act of kindness make you and others feel?**

**By:**

# How to show KINDNESS

Use kind  
words.

Support others  
in need.

Include  
others.

Help  
others.



Perform  
an act of  
service.

Acts of  
generosity.

# Acts of KINDNESS

Hold the door.

Volunteer.

Encourage  
someone.

Help a neighbor.

Donate toys.

Pick up  
litter.

Be patient.

Send cards.

Compliment  
someone.

Check on  
a friend.

Listen.

Share.

Smile.





# Jelly Donut Difference

What did the twins race downstairs for?

Breakfast.

What did the twins go to Ms. Marvis for?

Eggs.

What was different between Mrs. Marvis' house and the twins' house?

It was quiet, there were no people in it.

What did the twins invite Ms. Marvis to?

Dinner.

At dinner, what did Ms. Marvis say she used to make for her family?

Jelly Donuts.

What did the twins make for Ms. Mavis?

Jelly Donuts.

What did the twins build outside of Ms. Marvis' house?

Snowmen.

How did Ms. Mavis thank the twins?

She wrote a thank you note.



Put a checkmark on which each example is showing, kind or unkind behaviors.

Kind

Unkind

A person says hello to you in the hallway and you ignore them.		✓
You hold the door for the person behind you.	✓	
Your grandma gives you a gift and you don't say thank you.		✓
Asking someone if they are okay.	✓	
Encouraging a friend when they are having a bad day.	✓	
Making fun of someone.		✓
Laughing at someone.		✓
Offering to help someone.	✓	
Refusing to share with a classmate.		✓
Giving a gift.	✓	
Rolling your eyes at someone.		✓

**Black & White Version**

# BOOK COMPANION



## Jelly Donut Difference by Maria Dismondy

This book companion lesson was created with written permission from the author.

### Session Objective:

\*Students will identify ways to show kindness.

### Materials:

\*Book: Jelly Donut Difference by Maria Dismondy.

\*Handouts, scissors, tape/glue, pencils.

### Guiding Questions:

\*What are some ways to show kindness?

\*Why is it important to take another person's perspective into consideration?

### ASCA Standards Alignment:

\*Mindset: Belief in development of whole self, including a healthy balance of mental, social/emotional and physical well-being. (M 1)

\*Behavior: Social Skills: Empathy. (B-SS 4)

\*Behavior: Social Skills: Social Maturity and behaviors appropriate to the situation and environment. (B-SS 9)

### SEL Competencies:

\*Social Awareness: Perspective-Taking.

### Session Details

\*Say "Today we are going to be reading a book called "Jelly Donut Difference" by Maria Dismondy. In it, two siblings show kindness to an elderly neighbor." Read the book aloud. Have the students complete the story map as you are reading. Afterward, for grades K-1 use the Cut and Paste activity (p. 4-5), and for grades 2-5 use the Story Questions (p. 6-7) and the Think & Discuss pages (p. 8-11) to generate class/group discussion. Next, explain what perspective means. Say "Thinking about another person's perspective means you are thinking about how that person would view it as if you were looking at the situation from their eyes. For example, the twins' perspective might be that they are showing a kindness to their neighbor, but Ms. Marvis' perspective might be that she was grateful to be included." Complete the perspective handout (p. 12). Say "Being able to think about someone else's perspective is what the twins did to think about how Ms. Marvis must feel. Let's look at ways to practice perspective-taking." Complete the SEL handout (p.13). Next, choose the best option on pages 14-17 for your students writing ability and have them complete the writing prompt and writing craftivity. Next, say "Let's come up with our own Jelly Donut", complete the creative activity. The writing craftivity and/or creative activity make for a great bulletin board display.

# BOOK COMPANION



Jelly Donut Difference by Maria Dismondy

## Table of Contents




Story Map.....p. 5



Cut and Paste .....p. 6-7



Story Questions .....p. 8-9



Think & Discuss .....p. 10-12



Character Perspective .....p. 13



Social-emotional Learning .....p. 14



Draw & Write .....p. 15-19



Writing Craftivity .....p. 20-23



Creative Activity .....p. 24-25



Posters .....p. 26-27



Answer Keys .....p. 28-29

NAME: \_\_\_\_\_


DATE: \_\_\_\_\_



# Story Map




Setting:



## Jelly Donut Difference by Maria Dismondy

Characters:



Beginning:



Middle:



End:



Problem:



Solution:



NAME: \_\_\_\_\_

DATE: \_\_\_\_\_



Cut & Paste

Cut and paste the situations into Kind or Unkind boxes.

Kind

Kind

Unkind

Kind

Kind

Unkind

Kind


Kind

Unkind

Cut each situation card out  
and paste to the correct Kind  
or Unkind spot.

  
Cut & Paste

**Sharing.**



**Supporting  
those in need.**



**Bullying.**



**Helping out.**



**Acts of  
service**



**Insulting  
someone.**



**Encouraging  
someone.**



**Giving a  
compliment.**



**Ignoring  
someone.**




NAME: \_\_\_\_\_

DATE: \_\_\_\_\_


Story   
Questions

# Jelly Donut Difference


What did the twins race downstairs for?



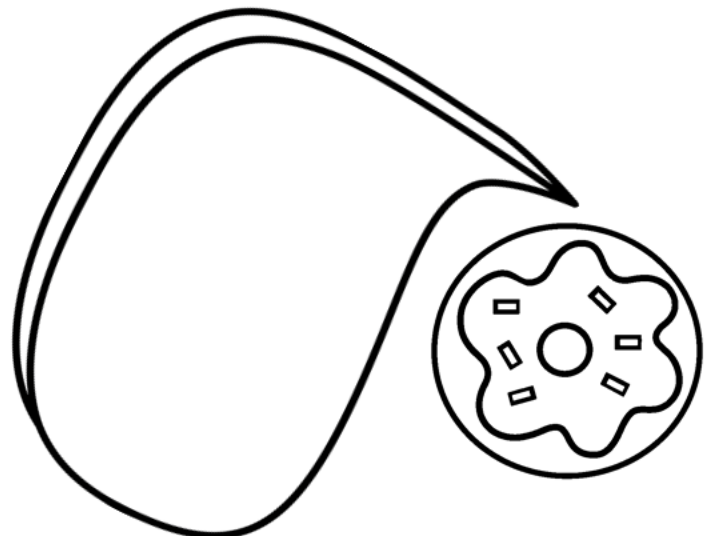
What did the twins go to Ms. Marvis for?



What was different between Mrs. Marvis' house and the twins' house?



What did the twins invite Ms. Marvis to?



NAME: \_\_\_\_\_

DATE: \_\_\_\_\_


Story




Questions

# Jelly Donut Difference


At dinner, what did Ms. Marvis say she used to make for her family?




What did the twins make for Ms. Mavis?



What did the twins build outside of Ms. Marvis' house?



How did Ms. Mavis thank the twins?




NAME: \_\_\_\_\_

DATE: \_\_\_\_\_



Think &  
Discuss



How do you think Ms. Marvis felt to be invited to dinner?


How do you think it made the twins feel to show kindness to Ms. Marvis?

Why is it important to show kindness to others?




NAME: \_\_\_\_\_

DATE: \_\_\_\_\_



Think &  
Discuss



What is an act of kindness that you could do today?



How do you feel when someone is kind to you?




How do you feel when you are kind to others?



NAME: \_\_\_\_\_


DATE: \_\_\_\_\_




**Think &  
Discuss**

Read the situations and think about how you can show kindness to the person.


There is a line for the bathroom but you see a kid that really has to go and is struggling to hold it.




You notice your friend is really sad today.



Your grandma is alone at home most of the day and is lonely.




A kid is sitting alone at the playground bench not playing with anyone.




NAME: \_\_\_\_\_

DATE: \_\_\_\_\_



Think &  
Discuss



Put a checkmark on which each example is showing, kind or unkind behaviors.

Kind

Unkind

	Kind	Unkind
A person says hello to you in the hallway and you ignore them.		
You hold the door for the person behind you.		
Your grandma gives you a gift and you don't say thank you.		
Asking someone if they are okay.		
Encouraging a friend when they are having a bad day.		
Making fun of someone.		
Laughing at someone.		
Offering to help someone.		
Refusing to share with a classmate.		
Giving a gift.		
Rolling your eyes at someone.		



# Character Perspective



NAME: \_\_\_\_\_

DATE: \_\_\_\_\_

Think about the different perspectives that each character from the book might have. Write in the boxes below what you think their perspectives might be.



Perspective means:

A way of thinking about and understanding something; a point of view.



NAME: \_\_\_\_\_

DATE: \_\_\_\_\_



Showing empathy by imagining what it might be like to be in their situation.



Involves effective communication skills, such as active listening.



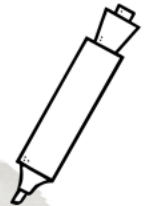
Valuing the thoughts and feelings of others as valid, even if they differ from your own.



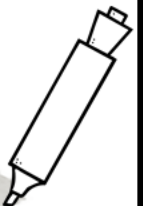
Recognizing that people may have different beliefs, values, and experiences that shape their views of the world.



During what situations do you struggle to consider others' perspectives?



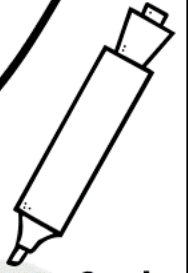
What can you do to make sure you are considering others perspectives?



**Perspective-Taking means:**

Considering the thoughts, feelings, and experiences of others

# Draw & Write




NAME: \_\_\_\_\_

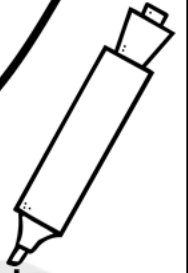
DATE: \_\_\_\_\_

**Draw a situation that you showed Kindness.**

Show what happened, how it felt, and how it made the other person feel.



# Draw & Write



NAME: \_\_\_\_\_

DATE: \_\_\_\_\_

**Describe a situation that you showed Kindness.**

Explain what happened, how it felt, and how it made the other person feel.

---

---

---

---

---

---

---

---

---

---

---

---

---


---

---

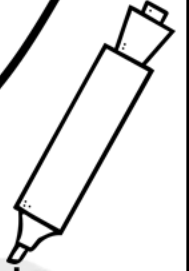
---

---

---



# Draw & Write



NAME: \_\_\_\_\_

DATE: \_\_\_\_\_

**Describe a situation that you showed Kindness.**

Explain what happened, how it felt, and how it made the other person feel.

\_\_\_\_\_

-----

\_\_\_\_\_

-----

\_\_\_\_\_

-----

\_\_\_\_\_

-----

\_\_\_\_\_

-----

\_\_\_\_\_

-----

\_\_\_\_\_

-----

\_\_\_\_\_

-----

\_\_\_\_\_

-----

\_\_\_\_\_


-----

\_\_\_\_\_

-----


\_\_\_\_\_

-----






**\*Cut out and glue  
to the top of the  
writing page.**



# Writing Craftivity




: What is an act of kindness you want to do? Explain how you will do it.

Handwriting practice area consisting of multiple sets of horizontal lines. Each set includes a solid top line, a dashed middle line, and a solid bottom line, providing a guide for letter height and placement.

# Writing Craftivity

©Heart and Mind Teaching



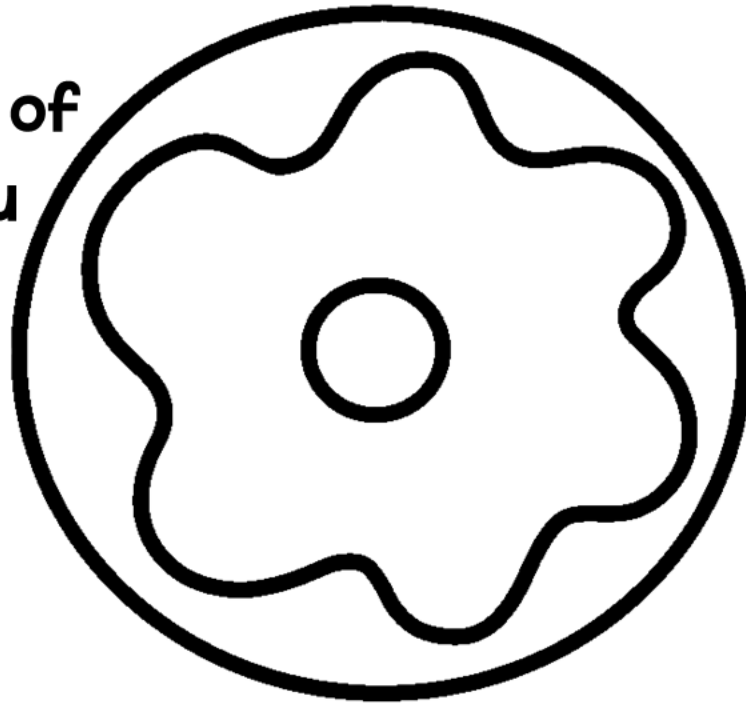
: What is an act of kindness you want to do? Explain how you will do it.

Handwriting practice lines consisting of solid top and bottom lines with a dashed middle line, repeated four times for writing.



# Make a JELLY DONUT DIFFERENCE

What is an act of  
kindness you  
want to do?



Write your  
answer inside  
the donut.




How will your act of kindness make you  
and others feel?

By:

# JELLY DONUT DIFFERENCE

**What is an act of kindness you want to do?**



Write your  
answers  
inside the  
donut.



**How will your act of kindness make you and others feel?**

**By:**

# How to show KINDNESS

Use kind  
words.

Support others  
in need.

Include  
others.

Help  
others.



Perform  
an act of  
service.

Acts of  
generosity.

# Acts of

# KINDNESS

Hold the door.

Volunteer.

Help a neighbor.

Encourage  
someone.

Donate toys.

Pick up  
litter.

Be patient.

Send cards.

Compliment  
someone.

Check on  
a friend.

Listen.

Share.

Smile.





# Jelly Donut Difference

What did the twins race downstairs for?

Breakfast.

What did the twins go to Ms. Marvis for?

Eggs.

What was different between Mrs. Marvis' house and the twins' house?

It was quiet, there were no people in it.

What did the twins invite Ms. Marvis to?

Dinner.

At dinner, what did Ms. Marvis say she used to make for her family?

Jelly Donuts.

What did the twins make for Ms. Mavis?


Jelly Donuts.

What did the twins build outside of Ms. Marvis' house?


Snowmen.

How did Ms. Mavis thank the twins?

She wrote a thank you note.



## Think & Discuss


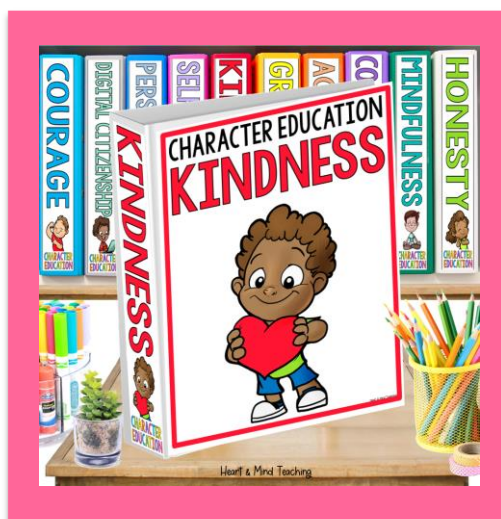

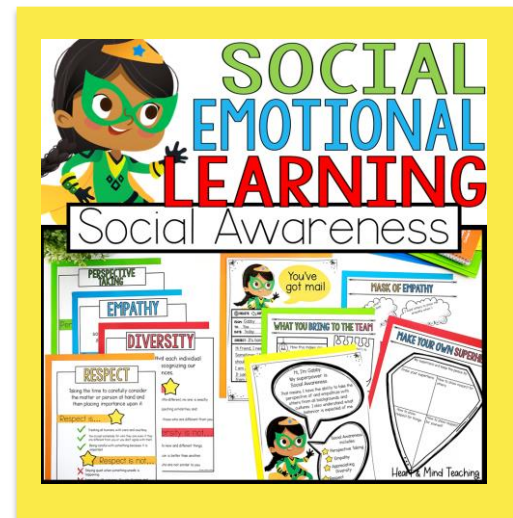




Put a checkmark on which each example is showing, kind or unkind behaviors.

	Kind	Unkind
A person says hello to you in the hallway and you ignore them.		✓
You hold the door for the person behind you.	✓	
Your grandma gives you a gift and you don't say thank you.		✓
Asking someone if they are okay.	✓	
Encouraging a friend when they are having a bad day.	✓	
Making fun of someone.		✓
Laughing at someone.		✓
Offering to help someone.	✓	
Refusing to share with a classmate.		✓
Giving a gift.	✓	
Rolling your eyes at someone.		✓

# CHECK THESE OUT

CLICK ON THE PICTURES TO GET A CLOSER LOOK.



## COUNSELOR Collab

with Laura & Ashley



Would you like to spend less time browsing for resources and lesson planning, and more time serving students? Let Laura from [Music City Counselor](#) and Ashley from [Heart and Mind Teaching](#) do the work for you!

CLICK TO COLLAB

### MEMBER Perks

- ♥ Data-driven resources by theme.
- ♥ \$35+ value of ready-to-use materials.
- ♥ Lessons, group curriculums, forms, & activities.
- ♥ Tier 1, 2, and 3 research-based resources.
- ♥ No contracts, cancel anytime.

HEART + MIND  
TEACHING



# THANK YOU

FOR SUPPORTING MY LITTLE SHOP.

Hi there! I'm Ashley- a School Counselor, curriculum developer, blogger, and mama to two young boys. I have a passion for creating fun and engaging resources for Counseling and Social Emotional Learning.

## LET'S BE FRIENDS

*Ashley*

Access my  
Freebie  
Library



## FOLLOW FOR EXCLUSIVE SAVINGS

New products are 50% off for 24hrs.

**CLICK HERE**

★ HOW CAN YOU EARN TPT CREDITS? When you leave feedback, TpT rewards you with credits that you can use toward future purchases.

## ACCESS MY FREEBIE LIBRARY

Join my Newsletter to be informed of all future added freebies.

**I WANT FREEBIES**

# TERMS OF USE

© Heart and Mind Teaching, 2023. All rights reserved. Purchase of this item entitles the purchaser the right to reproduce for classroom, personal, and google classroom use only. Use in multiple classrooms, requires the purchase of additional licenses. Redistribution or duplication of this product is strictly forbidden without the written permission of the publisher. Copying any part of this product and placing it on a publicly accessible website is strictly forbidden and is a violation of the Digital Millennium Copyright Act (DMCA). You may post this for single-classroom use on a password protected student site such as google classroom. **You may NOT post my products on any public, for-profit, or commercial websites or entities, such as Outschool.** Please do not sell or distribute any part of this as your own. Thank you for abiding by universally accepted codes of professional ethics while using this product.



If you have any questions or concerns please email me at:

[heartandmindteaching@gmail.com](mailto:heartandmindteaching@gmail.com)

# CREDITS

