

THANK YOU FOR YOUR PURCHASE!



Did you know that when you leave feedback on TPT you earn credits towards future purchases?

★★★★★ Extremely satisfied

I truly appreciate your feedback to help my little store grow.

LET'S BE FRIENDS

Access my
Freebie
Library



Stay updated on new product announcements (they are 50% off for the first 24 hrs posted!) by following me on TPT, checking out my website, and subscribing to my newsletter.



If you have any questions or concerns please email me at:

heartandmindteaching@gmail.com

♥
Ashley

GOOGLE SLIDES

Your resource comes with a digital version for use in Google Slides via Google Classroom. Follow these steps to upload your resource.

1 Click here  [Lying up a Storm](#)

2 You will be prompted to make a copy of the resource. Click on the blue box that says “Make a copy” and the resource will go directly into your Google drive.

Google Drive

Copy document

Would you like to make a copy of Career Interest Inventory?

Make a copy



3 Go to your Google Drive and locate the copy of the file. You can rename the file at this point or add/delete slides.

4 Next, go to your Google Classroom and add an assignment. Select the Google Drive Symbol and select the resource you want to assign.

5 From here, you should see a grey box that says “Students can view file.” Click the grey box. A dropdown menu should appear. Select, “Make a copy for each student.”

YOU HAVE TO MAKE A COPY FOR EACH STUDENT!

Otherwise they will all be editing the same file.

Click “Assign” in the top right corner if you’re ready to post!

This product is meant to be used in “edit” mode (not “presentation” mode). Edit mode is the only mode that allows drag & drop and writing in text boxes.

[Helpful links for using Google Classroom:](#)

[Teacher Tips for using Google Classroom \(TPT blog\)](#)

[Getting Started with Google Classroom \(youtube video\)](#)

BOOK COMPANION



Lying up a Storm by Julia Cook

Published by National Center for Youth Issues

This book companion lesson was created with written permission from the author.

Session Objective:

*Students will identify ways to show honesty.

Materials:

*Book: Lying up a Storm by Julia Cook.
*Handouts, scissors, tape/glue, pencils.

Guiding Questions:

*What happens when we lie frequently?
*What are ways we can show honesty?

ASCA Standards Alignment:

*Mindset: Belief in development of whole self, including a healthy balance of mental, social/emotional and physical well-being. (M 1)
*Behavior: Responsibility for self and actions (B-SMS 1)
*Behavior: Ethical decision making and social responsibility (B-SS 5)

SEL Competencies:

*Self-Management: Impulse control, self-discipline.
*Responsible Decision-making: Ethical responsibility

Session Details

*Say "Today we are going to be reading a book called "Lying up a Storm" by Julia Cook. In it, a boy learns that his small lies have consequences." Read the book aloud. Have the students complete the story map as you are reading. Afterward, for grades K-1 use the Cut and Paste activity (p. 4-5), and for grades 2-5 use the Story Questions (p. 6-7) and the Think & Discuss pages (p. 8-11) to generate class/group discussion. Next, explain what perspective means. Say "Thinking about another person's perspective means you are thinking about how that person would view it as if you were looking at the situation from their eyes. For example, the mom might be worried about why her child is lying and frustrated, but the kid's perspective might be that he is just trying not to get in trouble." Complete the perspective handout (p. 12). Say "Being ethically responsible is what the characters in the story need to do. Let's look at ways to be ethically responsible by being honest." Complete the SEL handout (p.13). Next, choose the best option on pages 14-17 for your students writing ability and have them complete the writing prompt and writing craftivity. Next, say "Let's come up with our own ways to prevent "Lying Storm Brewing", complete the creative activity. The writing craftivity and/or creative activity make for a great bulletin board display.

BOOK COMPANION



Lying up a Storm by Julia Cook

Table of Contents



Story Map.....p. 5



Cut and Pastep. 6-7



Story Questionsp. 8-9



Think & Discussp. 10-12



Character Perspectivep. 13



Social-emotional Learningp. 14



Draw & Writep. 15-19



Writing Craftivityp. 20-23



Creative Activityp. 24-25



Postersp. 26-27



Answer Keyp. 28

NAME: _____


DATE: _____



Story Map



Setting:



Lying up a Storm by Julia Cook

Characters:



Beginning:



Middle:



End:



Problem:



Solution:



NAME: _____

DATE: _____



Cut & Paste

Cut and paste the situations into Honest or Lying boxes.

Honest

Honest

Lying

Honest

Honest

Lying

Honest

Honest

Lying



Cut & Paste

Cut each situation card out
and paste to the correct
honest or lying boxes.

Making a promise,
you don't
intend
on
keeping.



Turning in an
item to lost
and
found.



Admitting a
mistake.




Letting someone
else take the fall
for what
you did.



Keeping your
promises.



Playing fair and
not cheating.



Saying you did
something to
avoid
getting in
trouble.



Making sure you
don't exaggerate.



Owning up to
something
you did.




NAME: _____


DATE: _____

Lying up a Storm


What types of lies does Levi tell?




What does Levi call big lies?



What lie did Levi tell his teacher?



What lie did Levi tell his mom?




NAME: _____


DATE: _____

Lying up a Storm


What did Levi's mom tell him happens when you lie?




What did Levi's mom tell him would happen with his friend if he kept on lying?



What happened when Levi told his teacher the truth?



What happened when Levi stopped lying?



NAME: _____

DATE: _____




Think &
Discuss



What do you consider a small lie versus a big lie?

Are there ever times where lying is ok to do? Explain.



What happens when someone lies repeatedly?





NAME: _____

DATE: _____



Think &
Discuss


What can happen when you tell one lie even if it's a small lie?



What would happen if everyone told the truth all the time?



What would happen if everyone lied all the time?




NAME: _____

DATE: _____




Read the situations and think about what you would do:


You accidentally broke your neighbors window with your baseball.




You and your sister are playing and break a vase, your mom thinks your dog did it.



You forgot to do your homework and your teacher asks you why you did not do your homework.



You are planning a surprise gift for your mom and she asks what you are doing.



NAME: _____

DATE: _____



Think & Discuss



Determine what type of lie was told. (Put a checkmark).

White lie Itty bitty lie Whopper of a lie

You tell your teacher that your dog ate your homework.			
Your sister asks if you like her shirt and you lie and say yes.			
You tell your parents the wrong place you are going after school.			
You tell your parents you cleaned your room when you didn't.			
You tell your friend you are going to their party, but you aren't.			
You promise to help your little brother but you aren't going to.			
You tell your parents you turned off the oven, but you didn't.			
You tell your parents you fed the cat, but you didn't.			
You promise to do your homework later but you aren't going to do it.			
You tell your grandma you love the gift even though you don't .			
You tell your little brother their painting is great even though it's not.			

Character Perspective



NAME: _____

DATE: _____

Think about the different perspectives that each character from the book might have when Levi lies. Write in the boxes below what you think their perspectives might be.



Levi



Levi's MOM



Levi's Friends



Perspective means:

A way of thinking about and understanding something; a point of view.

NAME: _____

DATE: _____

Social Emotional Learning



Consider the potential consequences of actions on individuals, communities, and the environment.



Treat others with respect, dignity, and fairness.



Responsible Decision-Making
Ethical Responsibility

Being honest, responsible, and having integrity.



Consider multiple perspectives.

What situations do you struggle to know what the right thing to do is?

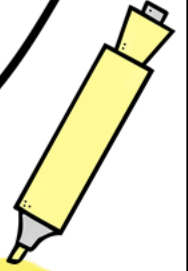
What can you do to help make a decision in these situations?



Ethical responsibility means:

Acting in ways that are morally right, just, and considerate of the welfare and rights of others.

Draw & Write



NAME: _____


DATE: _____

Draw a time that you told a lie and regretted it.

Explain what happened, and how it made you feel.



Draw & Write



NAME: _____


DATE: _____

Draw and write of a time that you told a lie and regretted it.
Explain what happened, and how it made you feel.



Handwriting practice lines consisting of solid top and bottom lines with a dashed middle line. There are five sets of these lines.

Draw & Write



NAME: _____

DATE: _____


Think of a time that you told a lie and regretted it.

Explain what happened, and how it made you feel.

Handwriting practice area with multiple sets of horizontal lines. Each set consists of a solid top line, a dashed middle line, and a solid bottom line.



***Cut out and glue
to the top of the
writing page.**





These are some ways I can clear up
lying storms by **telling the truth**:

Handwriting practice lines consisting of solid top and bottom lines with a dashed middle line. There are ten sets of these lines provided for writing.



These are some ways I can clear up
lying storms by **telling the truth**:

Handwriting practice lines consisting of four sets of three horizontal lines each (top solid, middle dashed, bottom solid).

Prevent the Lying Storm Brewing

Write ways you can make sure that
the Lying Storm never builds up on you.



prevent the

Lying Storm Brewing

Write ways you can make sure that
the Lying Storm never builds up on you.



The importance of **HONESTY**



People will trust you.



No guilt or
worry.



Keeps friendships
strong.



Solve problems
faster.



Leads to fairness



Teaches
responsibility.

How to be **HONEST**



Tell the truth, even when it's hard.



If you make a mistake, admit it and say sorry.



Think before you speak – will your words help or hurt?



If you're unsure, ask an adult for help.



Lying up a Storm

What types of lies does Levi tell?

Itty bitty lies

What does Levi call big lies?

Whopper lies

What lie did Levi tell his teacher?

He left his homework at home.

What lie did Levi tell his mom?

That the note from his teacher must have fallen out of his backpack.

What did Levi's mom tell him happens when you lie?

When you tell a lie, your inside sun goes away. Then a lying cloud forms, and glooms up your day. Telling one lie leads to another.

What did Levi's mom tell him would happen with his friend if he kept on lying?

They would not trust him and start to push him away.

What happened when Levi told his teacher the truth?

She didn't get mad and thanked him for telling the truth.

What happened when Levi stopped lying?

The lying storm was gone and he felt better.

Black & White Version

BOOK COMPANION



Lying up a Storm by Julia Cook

Published by National Center for Youth Issues

This book companion lesson was created with written permission from the author.

Session Objective:

*Students will identify ways to show honesty.

Materials:

*Book: Lying up a Storm by Julia Cook.
*Handouts, scissors, tape/glue, pencils.

Guiding Questions:

*What happens when we lie frequently?
*What are ways we can show honesty?

ASCA Standards Alignment:

*Mindset: Belief in development of whole self, including a healthy balance of mental, social/emotional and physical well-being. (M 1)
*Behavior: Responsibility for self and actions (B-SMS 1)
*Behavior: Ethical decision making and social responsibility (B-SS 5)

SEL Competencies:

*Self-Management: Impulse control, self-discipline.
*Responsible Decision-making: Ethical responsibility

Session Details

*Say "Today we are going to be reading a book called "Lying up a Storm" by Julia Cook. In it, a boy learns that his small lies have consequences." Read the book aloud. Have the students complete the story map as you are reading. Afterward, for grades K-1 use the Cut and Paste activity (p. 4-5), and for grades 2-5 use the Story Questions (p. 6-7) and the Think & Discuss pages (p. 8-11) to generate class/group discussion. Next, explain what perspective means. Say "Thinking about another person's perspective means you are thinking about how that person would view it as if you were looking at the situation from their eyes. For example, the mom might be worried about why her child is lying and frustrated, but the kid's perspective might be that he is just trying not to get in trouble." Complete the perspective handout (p. 12). Say "Being ethically responsible is what the characters in the story need to do. Let's look at ways to be ethically responsible by being honest." Complete the SEL handout (p.13). Next, choose the best option on pages 14-17 for your students writing ability and have them complete the writing prompt and writing craftivity. Next, say "Let's come up with our own ways to prevent "Lying Storm Brewing", complete the creative activity. The writing craftivity and/or creative activity make for a great bulletin board display.

BOOK COMPANION



Lying up a Storm by Julia Cook

Table of Contents



Story Map.....p. 5



Cut and Pastep. 6-7



Story Questionsp. 8-9




Think & Discussp. 10-12




Character Perspectivep. 13



Social-emotional Learningp. 14



Draw & Writep. 15-19



Writing Craftivityp. 20-23



Creative Activityp. 24-25



Postersp. 26-27



Answer Keyp. 28

NAME: _____


DATE: _____



Story Map



Setting:



Lying up a Storm by Julia Cook

Characters:



Beginning:



Middle:



End:



Problem:



Solution:



NAME: _____

DATE: _____



Cut & Paste

Cut and paste the situations into Honest or Lie boxes.

Honest

Honest

Lie

Honest

Honest

Lie

Honest

Honest

Lie



Cut & Paste

Cut each situation card out
and paste to the correct
honest or lie boxes.

Making a promise,
you don't
intend
on
keeping.



Turning in an
item to lost
and
found.



Admitting a
mistake.




Letting someone
else take the fall
for what
you did.



Keeping your
promises.



Playing fair and
not cheating.



Saying you did
something to
avoid
getting in
trouble.



Making sure you
don't exaggerate.



Owning up to
something
you did.




NAME: _____

DATE: _____


Story 
Questions

Lying up a Storm


What types of lies does Levi tell?




What does Levi call big lies?



What lie did Levi tell his teacher?



What lie did Levi tell his mom?



NAME: _____

DATE: _____

Story



Questions

Lying up a Storm


What did Levi's mom tell him happens when you lie?



What did Levi's mom tell him would happen with his friend if he kept on lying?



What happened when Levi told his teacher the truth?




What happened when Levi stopped lying?



NAME: _____

DATE: _____



Think &
Discuss



What do you consider a small lie versus a big lie?


Are there ever times where lying is ok to do? Explain.

What happens when someone lies repeatedly?




NAME: _____

DATE: _____



Think &
Discuss


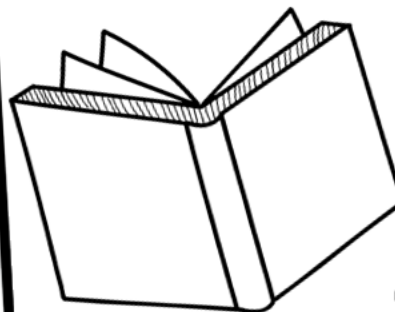
What can happen when you tell one lie even if it's a small lie?



What would happen if everyone told the truth all the time?



What would happen if everyone lied all the time?



NAME: _____


DATE: _____




**Think &
Discuss**

Read the situations and think about what you would do:


You accidentally broke your neighbors window with your baseball.




You and your sister are playing and break a vase, your mom thinks your dog did it.



You forgot to do your homework and your teacher asks you why you did not do your homework.



You are planning a surprise gift for your mom and she asks what you are doing.



NAME: _____

DATE: _____



Think & Discuss



Determine what type of lie was told. (Put a checkmark).

White lie Itty bitty lie Whopper of a lie

You tell your teacher that your dog ate your homework.			
Your sister asks if you like her shirt and you lie and say yes.			
You tell your parents the wrong place you are going after school.			
You tell your parents you cleaned your room when you didn't.			
You tell your friend you are going to their party, but you aren't.			
You promise to help your little brother but you aren't going to.			
You tell your parents you turned off the oven, but you didn't.			
You tell your parents you fed the cat, but you didn't.			
You promise to do your homework later but you aren't going to do it.			
You tell your grandma you love the gift even though you don't .			
You tell your little brother their painting is great even though it's not.			


Character Perspective



NAME: _____

DATE: _____

Think about the different perspectives that each character from the book might have when Levi lies. Write in the boxes below what you think their perspectives might be.



Perspective means:

A way of thinking about and understanding something; a point of view.


Social Emotional Learning



NAME: _____

DATE: _____

Consider the potential consequences of actions on individuals, communities, and the environment.



Treat others with respect, dignity, and fairness.



Responsible Decision-Making
Ethical Responsibility

Being honest, responsible, and having integrity.



Consider multiple perspectives.

What situations do you struggle to know what the right thing to do is?



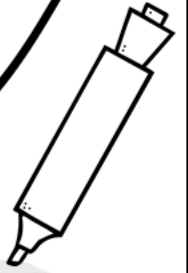
What can you do to help make a decision in these situations?



Ethical responsibility means:

Acting in ways that are morally right, just, and considerate of the welfare and rights of others.

Draw & Write



NAME: _____

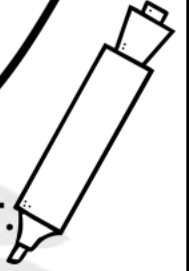
DATE: _____

Draw a time that you told a lie and regretted it.

Explain what happened, and how it made you feel.



Draw & Write



NAME: _____

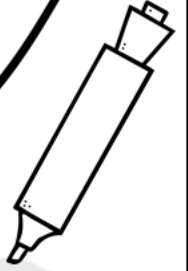
DATE: _____

Draw and write of a time that you told a lie and regretted it.
Explain what happened, and how it made you feel.



Handwriting practice lines consisting of solid top and bottom lines with a dashed middle line. There are five sets of these lines.

Draw & Write




NAME: _____

DATE: _____

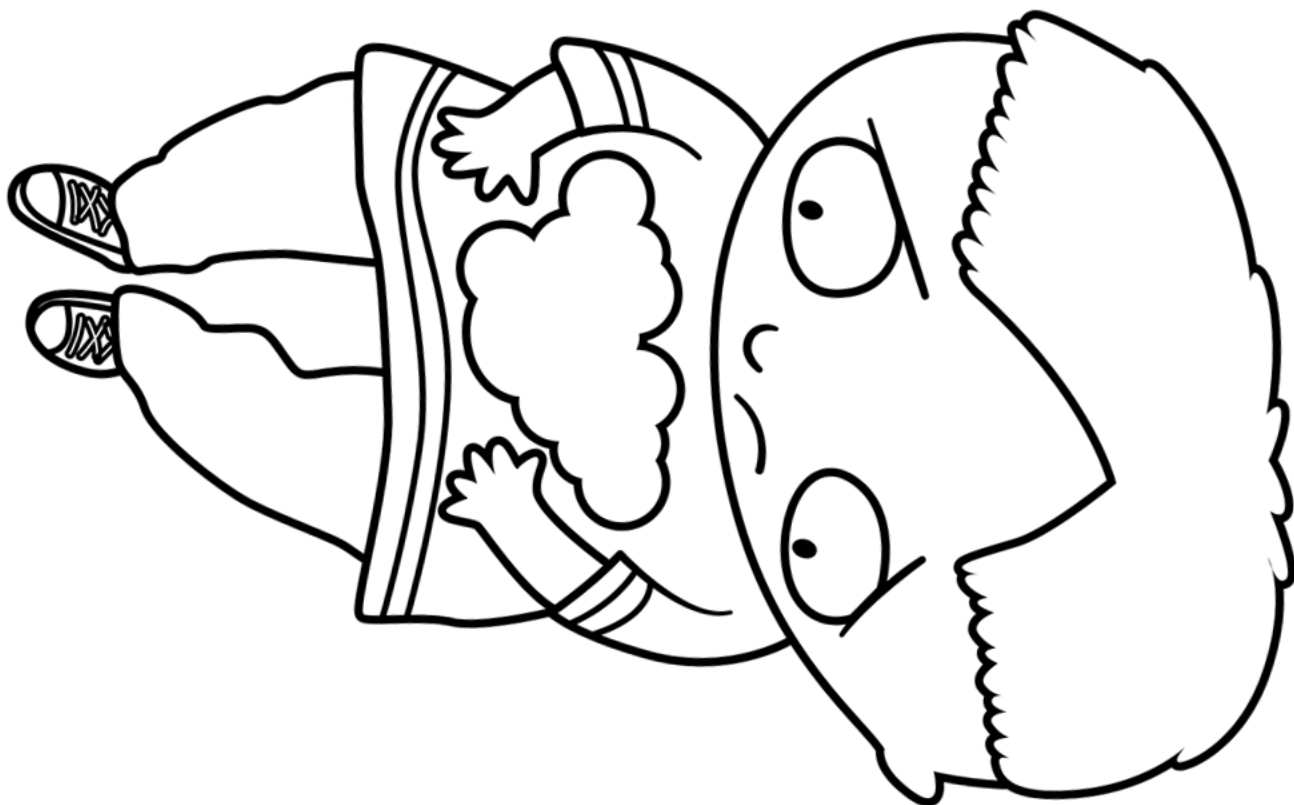
Think of a time that you told a lie and regretted it.


Explain what happened, and how it made you feel.

Handwriting practice area consisting of multiple sets of horizontal lines. Each set includes a solid top line, a dashed middle line, and a solid bottom line.



***Cut out and glue
to the top of the
writing page.**





These are some ways I can clear up
lying storms by telling the truth:

Handwriting practice area consisting of multiple sets of horizontal lines. Each set includes a solid top line, a dashed middle line, and a solid bottom line, providing a guide for letter height and placement.



These are some ways I can clear up
lying storms by telling the truth:

Handwriting practice lines consisting of solid top and bottom lines with a dashed middle line, repeated four times for writing.

Prevent the Lying Storm Brewing


Write ways you can make sure that
the Lying Storm never builds up on you.



prevent the

Lying Storm Brewing

Write ways you can make sure that
the Lying Storm never builds up on you.



The importance of HONESTY




People will trust you.



No guilt or
worry.



Keeps friendships
strong.



Solve problems
faster.



Leads to fairness



Teaches
responsibility.

How to be HONEST



Tell the truth, even when
it's hard.



If you make a mistake,
admit it and say sorry.



Think before you speak –
will your words help or
hurt?



If you're unsure, ask an
adult for help.



Lying up a Storm

What types of lies does Levi tell?

Itty bitty lies

What does Levi call big lies?

Whopper lies

What lie did Levi tell his teacher?

He left his homework at home.

What lie did Levi tell his mom?

That the note from his teacher must have fallen out of his backpack.

What did Levi's mom tell him happens when you lie?

When you tell a lie, your inside sun goes away. Then a lying cloud forms, and glooms up your day. Telling one lie leads to another.

What did Levi's mom tell him would happen with his friend if he kept on lying?

They would not trust him and start to push him away.

What happened when Levi told his teacher the truth?


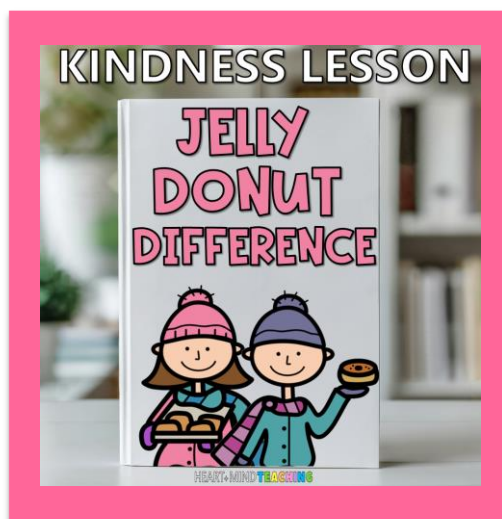
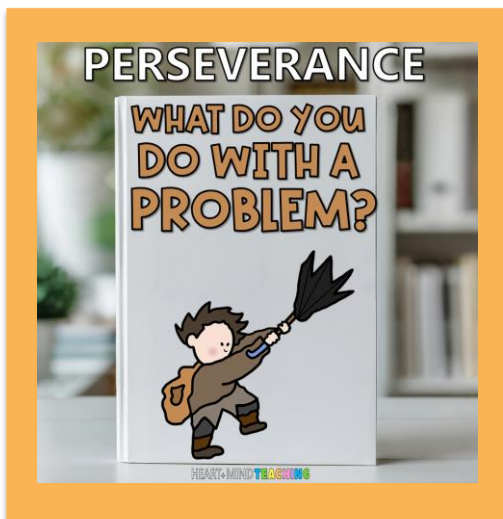
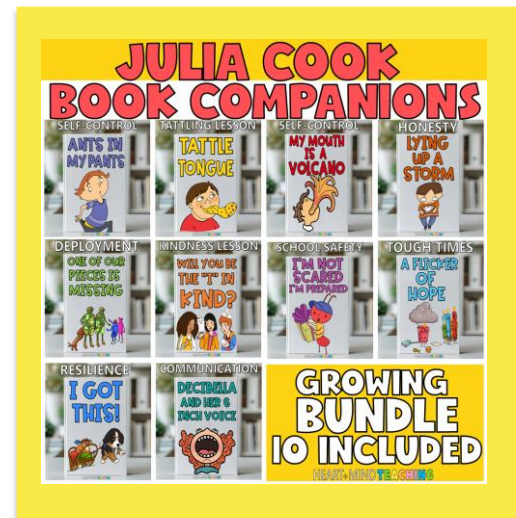
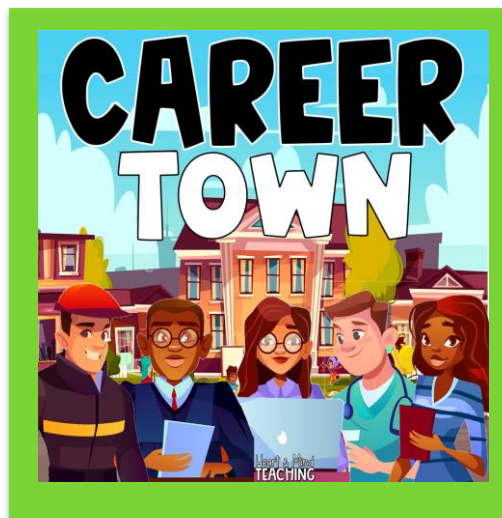
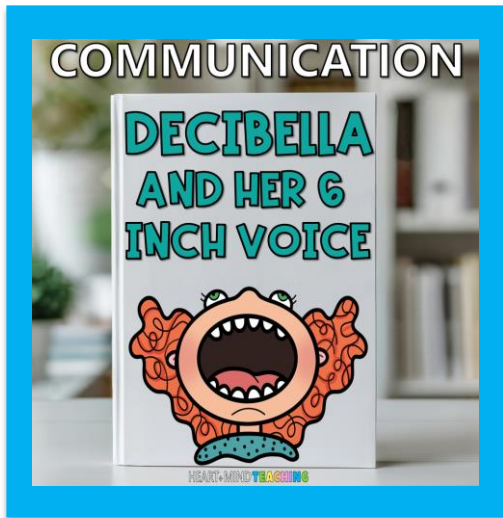
She didn't get mad and thanked him for telling the truth.

What happened when Levi stopped lying?

The lying storm was gone and he felt better.

CHECK THESE OUT

CLICK ON THE PICTURES TO GET A CLOSER LOOK.



COUNSELOR Collab

with Laura & Ashley



Would you like to spend less time browsing for resources and lesson planning, and more time serving students? Let Laura from [Music City Counselor](#) and Ashley from [Heart and Mind Teaching](#) do the work for you!

[CLICK TO COLLAB](#)

MEMBER Perks

- ♥ Data-driven resources by theme.
- ♥ \$35+ value of ready-to-use materials.
- ♥ Lessons, group curriculums, forms, & activities.
- ♥ Tier 1, 2, and 3 research-based resources.
- ♥ No contracts, cancel anytime.

HEART + MIND
TEACHING



THANK YOU

FOR SUPPORTING MY LITTLE SHOP.

Hi there! I'm Ashley- a School Counselor, curriculum developer, blogger, and mama to two young boys. I have a passion for creating fun and engaging resources for Counseling and Social Emotional Learning.

LET'S BE FRIENDS

Ashley

Access my
Freebie
Library



FOLLOW FOR EXCLUSIVE SAVINGS

New products are 50% off for 24hrs.

[CLICK HERE](#)

★ HOW CAN YOU EARN TPT CREDITS? When you leave feedback, TpT rewards you with credits that you can use toward future purchases.

ACCESS MY FREEBIE LIBRARY

Join my Newsletter to be informed of all future added freebies.

[I WANT FREEBIES](#)

TERMS OF USE

© Heart and Mind Teaching, 2024. All rights reserved. Purchase of this item entitles the purchaser the right to reproduce for classroom, personal, and google classroom use only. Use in multiple classrooms, requires the purchase of additional licenses. Redistribution or duplication of this product is strictly forbidden without the written permission of the publisher. Copying any part of this product and placing it on a publicly accessible website is strictly forbidden and is a violation of the Digital Millennium Copyright Act (DMCA). You may post this for single-classroom use on a password protected student site such as google classroom. **You may NOT post my products on any public, for-profit, or commercial websites or entities, such as Outschool.** Please do not sell or distribute any part of this as your own. Thank you for abiding by universally accepted codes of professional ethics while using this product.



If you have any questions or concerns please email me at:

heartandmindteaching@gmail.com

CREDITS

