

THANK YOU FOR YOUR PURCHASE!



Did you know that when you leave feedback on TPT you earn credits towards future purchases?

★★★★★ Extremely satisfied

I truly appreciate your feedback to help my little store grow.

LET'S BE FRIENDS

Access my
Freebie
Library



Stay updated on new product announcements (they are 50% off for the first 24 hrs posted!) by following me on TPT, checking out my website, and subscribing to my newsletter.



If you have any questions or concerns please email me at:

heartandmindteaching@gmail.com

♥
Ashley

GOOGLE SLIDES

Your resource comes with a digital version for use in Google Slides via Google Classroom. Follow these steps to upload your resource.

1 Click here  [Ricky Sticky Fingers](#)

2 You will be prompted to make a copy of the resource. Click on the blue box that says “Make a copy” and the resource will go directly into your Google drive.

Google Drive

Copy document

Would you like to make a copy of Career Interest Inventory?

Make a copy



3 Go to your Google Drive and locate the copy of the file. You can rename the file at this point or add/delete slides.

4 Next, go to your Google Classroom and add an assignment. Select the Google Drive Symbol and select the resource you want to assign.

5 From here, you should see a grey box that says “Students can view file.” Click the grey box. A dropdown menu should appear. Select, “Make a copy for each student.”

YOU HAVE TO MAKE A COPY FOR EACH STUDENT!

Otherwise they will all be editing the same file.

Click “Assign” in the top right corner if you’re ready to post!

This product is meant to be used in “edit” mode (not “presentation” mode). Edit mode is the only mode that allows drag & drop and writing in text boxes.

Helpful links for using Google Classroom:

[Teacher Tips for using Google Classroom \(TPT blog\)](#)

[Getting Started with Google Classroom \(youtube video\)](#)

BOOK COMPANION



Ricky Sticky Fingers by Julia Cook
Published by National Center for Youth Issues

This book companion lesson was created with written permission from the author.

Session Objective:

*Students will identify ways to build trust.

Materials:

*Book: Ricky Sticky Fingers by Julia Cook.
*Handouts, scissors, tape/glue, pencils.

Guiding Questions:

*What happens when we lie or steal frequently?
*What are ways we can build trust?

ASCA Standards Alignment:

*Mindset: Belief in development of whole self, including a healthy balance of mental, social/emotional and physical well-being. (M 1)
*Behavior: Responsibility for self and actions (B-SMS 1)
*Behavior: Ethical decision making and social responsibility (B-SS 5)

SEL Competencies:

*Self-Management: Impulse control, self-discipline.
*Responsible Decision-making: Ethical responsibility

Session Details

*Say "Today we are going to be reading a book called "Ricky Sticky Fingers" by Julia Cook. In it, a boy learns that his stealing ways have consequences." Read the book aloud. Have the students complete the story map as you are reading. Afterward, for grades K-1 use the Cut and Paste activity (p. 4-5), and for grades 2-5 use the Story Questions (p. 6-7) and the Think & Discuss pages (p. 8-11) to generate class/group discussion. Next, explain what perspective means. Say "Thinking about another person's perspective means you are thinking about how that person would view it as if you were looking at the situation from their eyes. For example, the mom might be worried about why her child is stealing and frustrated, but the kid's perspective might be that he is just trying to get things that he wants." Complete the perspective handout (p. 12). Say "Being ethically responsible is what the characters in the story need to do. Let's look at ways to be ethically responsible by being honest." Complete the SEL handout (p.13). Next, choose the best option on pages 14-17 for your students writing ability and have them complete the writing prompt and writing craftivity. Next, say "Let's come up with ways to build trust with a "Trust Wall", complete the creative activity. The writing craftivity and/or creative activity make for a great bulletin board display.

BOOK COMPANION



Ricky Sticky Fingers by Julia Cook

Table of Contents



Story Map.....p. 5



Cut and Pastep. 6-7



Story Questionsp. 8-9



Think & Discussp. 10-12



Character Perspectivep. 13



Social-emotional Learningp. 14



Draw & Writep. 15-19



Writing Craftivityp. 20-23



Creative Activityp. 24-25



Postersp. 26-27



Answer Keyp. 28


NAME: _____

DATE: _____



Story Map

Setting:



Ricky Sticky Fingers by Julia Cook



Characters:



Beginning:



Middle:



End:



Problem:



Solution:



NAME: _____

DATE: _____



Cut & Paste

Cut and paste the situations into Builds Trust or Breaks Trust boxes.

Builds Trust

Builds Trust

Breaks Trust

Builds Trust

Builds Trust

Breaks Trust

Builds Trust

Builds Trust

Breaks Trust




Cut & Paste

Cut each situation card out
and paste to the correct
boxes.

Telling the
truth.



Cheating



Returning
something you
borrowed.



Turning in an
item to lost
and
found.



Stealing



Lying



Saying
sorry.



Keeping your
promises.




Helping someone
without being
asked to.



NAME: _____

DATE: _____

Story 
Questions

Ricky Sticky Fingers



What is Ricky's problem?

Why was gum not allowed at school?



What happened when Ricky stole the ninja?

What lie did Ricky tell his mom about the bubblegum?





NAME: _____

DATE: _____

Ricky Sticky Fingers


What happened to Ricky's bike?

What did Ricky realize about how his actions impacted others?



What does the good inside Ricky need to do?

How did Ricky make amends for all his stealing?



NAME: _____

DATE: _____



Think &
Discuss



Why is it important to be honest
and trustworthy?

What are some ways to
rebuild trust?



What happens when someone
lies or steals repeatedly?





NAME: _____

DATE: _____



Think &
Discuss



How would you feel if someone stole something from you?



Why do you think people steal?



Have you ever been tempted to take something without asking?
What helped you make the right choice?



NAME: _____


DATE: _____




Think &
Discuss

Read the situations and think about what you would do:


You accidentally broke your mom's vase and she thinks your brother did it.




You find a wallet full of money on the ground.



You found a pretty bracelet earlier today but your friend is now telling you that she lost her bracelet.



You promised to take care of your neighbor's cat but you are really busy with other things.



NAME: _____

DATE: _____



Think &
Discuss



Determine if the action builds or breaks trust (Put a checkmark).

Builds
Trust

Breaks
Trust

	Builds Trust	Breaks Trust
Returning a pencil that you borrowed from a classmate.		
You tell your teacher that your dog ate your homework.		
Saying sorry when you hurt someone's feelings.		
Blaming someone for something that you did.		
Letting someone take the fall for something that you did,		
Helping a classmate without being asked to.		
Telling the truth and admitting a mistake.		
Breaking a promise made to a friend.		
Telling a secret you promised to keep.		
Taking your friend's crayons without asking.		
Keeping a safe secret when a friend asks you to.		


Character Perspective



NAME: _____

DATE: _____

Think about the different perspectives that each character from the book might have when Ricky steals. Write in the boxes below what you think their perspectives might be.



Perspective means:

A way of thinking about and understanding something; a point of view.

Social Emotional Learning



NAME: _____

DATE: _____

Do the right thing, even when no one is watching.



Be honest and tell the truth.



Take responsibility for your actions.

**Responsible
Decision-Making
Ethical
Responsibility**



Treat others fairly and kindly.

Why is it important to do what is right instead of what is easy?


What can you do to help make a decision in these situations?



**Ethical
responsibility
means:**

Acting in ways that are morally right, just, and considerate of the welfare and rights of others.

Draw & Write



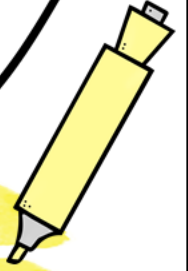
NAME: _____

DATE: _____

Draw about a time you were honest and how it helped someone trust you. How did it make you feel?





Draw & Write



NAME: _____


DATE: _____

Draw & write about a time you were honest and how it helped someone trust you. How did it make you feel?



Handwriting practice lines consisting of solid top and bottom lines with a dashed middle line. There are five sets of these lines provided for writing.

Draw & Write




NAME: _____

DATE: _____

Write about a time you were honest and how it helped someone trust you. How did it make you feel?

Handwriting practice area consisting of multiple sets of horizontal lines. Each set includes a solid top line, a dashed middle line, and a solid bottom line.



***Cut out and glue
to the top of the
writing page.**





What does it mean to be
trustworthy?

Handwriting practice lines consisting of solid top and bottom lines with a dashed middle line, repeated multiple times for writing.



What does it mean to be
trustworthy?

Handwriting practice lines consisting of four sets of three horizontal lines (top solid, middle dashed, bottom solid) for writing.


Build a Trust Tower

Write in the blocks
ways to build trust.

What are two ways you can
break the trust tower?

1.

2.






Build a Trust Tower

Write in the blocks ways to build trust.

What are two ways you can break the trust tower?

1.

2.



How to build TRUST



Be a good listener.



Tell the truth.



Keep promises.



Respect others
belongings and feelings.



Admit when you make a
mistake and apologize.



Do the right
thing.

How to break TRUST



Lying

- Saying you did your homework when you didn't.
- Telling a friend something that isn't true.



Stealing

- Taking something that isn't yours—even a small thing.



Breaking Promises

- Saying you'll keep a secret, then telling someone else.
- Promising to play with someone, then leaving them out.



Blaming Others

- Getting someone else in trouble for something you did.



Being Mean on Purpose

- Making fun of someone or sharing a secret to hurt their feelings.



Ricky Sticky Fingers

What is Ricky's problem?

He steals.

Why was gum not allowed at school?

The principal sat on gum.

What happened when Ricky stole the ninja?

He made his friend cry.

What lie did Ricky tell his mom about the bubblegum?

That his friend gave him the gum, when really he stole it.

What happened to Ricky's bike?

It's missing and he thinks someone stole it.

What did Ricky realize about how his actions impacted others?

He realized he was sad over his bike being stolen, so he must have made others sad when he stole from them.

What does the good inside Ricky need to do?

The good inside needs to put up a fight.

How did Ricky make amends for all his stealing?

He gave back all the things he stole.

Black & White Version

BOOK COMPANION



Ricky Sticky Fingers by Julia Cook
Published by National Center for Youth Issues

This book companion lesson was created with written permission from the author.

Session Objective:

*Students will identify ways to build trust.

Materials:

*Book: Ricky Sticky Fingers by Julia Cook.
*Handouts, scissors, tape/glue, pencils.

Guiding Questions:

*What happens when we lie or steal frequently?
*What are ways we can build trust?

ASCA Standards Alignment:

*Mindset: Belief in development of whole self, including a healthy balance of mental, social/emotional and physical well-being. (M 1)
*Behavior: Responsibility for self and actions (B-SMS 1)
*Behavior: Ethical decision making and social responsibility (B-SS 5)

SEL Competencies:

*Self-Management: Impulse control, self-discipline.
*Responsible Decision-making: Ethical responsibility

Session Details

*Say "Today we are going to be reading a book called "Ricky Sticky Fingers" by Julia Cook. In it, a boy learns that his stealing ways have consequences." Read the book aloud. Have the students complete the story map as you are reading. Afterward, for grades K-1 use the Cut and Paste activity (p. 4-5), and for grades 2-5 use the Story Questions (p. 6-7) and the Think & Discuss pages (p. 8-11) to generate class/group discussion. Next, explain what perspective means. Say "Thinking about another person's perspective means you are thinking about how that person would view it as if you were looking at the situation from their eyes. For example, the mom might be worried about why her child is stealing and frustrated, but the kid's perspective might be that he is just trying to get things that he wants." Complete the perspective handout (p. 12). Say "Being ethically responsible is what the characters in the story need to do. Let's look at ways to be ethically responsible by being honest." Complete the SEL handout (p.13). Next, choose the best option on pages 14-17 for your students writing ability and have them complete the writing prompt and writing craftivity. Next, say "Let's come up with ways to build trust with a "Trust Wall", complete the creative activity. The writing craftivity and/or creative activity make for a great bulletin board display.

BOOK COMPANION



Ricky Sticky Fingers by Julia Cook

Table of Contents



Story Map.....p. 5



Cut and Pastep. 6-7



Story Questionsp. 8-9



Think & Discussp. 10-12



Character Perspectivep. 13



Social-emotional Learningp. 14



Draw & Writep. 15-19



Writing Craftivityp. 20-23



Creative Activityp. 24-25



Postersp. 26-27



Answer Keyp. 28

NAME: _____


DATE: _____



Story Map



Setting:




Ricky Sticky Fingers by Julia Cook

Characters:



Beginning:



Middle:



End:



Problem:



Solution:



NAME: _____

DATE: _____



Cut & Paste

Cut and paste the situations into Builds Trust or Breaks Trust boxes.

Builds Trust

Builds Trust

Breaks Trust

Builds Trust

Builds Trust

Breaks Trust

Builds Trust

Builds Trust

Breaks Trust




Cut & Paste

Cut each situation card out and paste to the correct boxes.

Telling the truth.



Cheating



Returning something you borrowed.



Turning in an item to lost and found.



Stealing



Lying



Saying sorry.



Keeping your promises.



Helping someone without being asked to.



NAME: _____



DATE: _____

Story 
Questions

Ricky Sticky Fingers



What is Ricky's problem?

Why was gum not allowed at school?



What happened when Ricky stole the ninja?

What lie did Ricky tell his mom about the bubblegum?



NAME: _____

DATE: _____

Story





Questions

Ricky Sticky Fingers


What happened to Ricky's bike?

What did Ricky realize about how his actions impacted others?




What does the good inside Ricky need to do?

How did Ricky make amends for all his stealing?



NAME: _____

DATE: _____



Think &
Discuss



Why is it important to be honest
and trustworthy?

What are some ways to
rebuild trust?




What happens when someone
lies or steals repeatedly?




NAME: _____

DATE: _____



Think &
Discuss


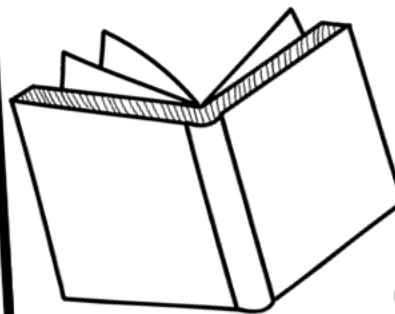
How would you feel if someone stole something from you?



Why do you think people steal?




Have you ever been tempted to take something without asking?
What helped you make the right choice?



NAME: _____


DATE: _____




Think &
Discuss

Read the situations and think about what you would do:


You accidentally broke your mom's vase and she thinks your brother did it.




You find a wallet full of money on the ground.



You found a pretty bracelet earlier today but your friend is now telling you that she lost her bracelet.




You promised to take care of your neighbor's cat but you are really busy with other things.



NAME: _____

DATE: _____



Think &
Discuss



Determine if the action builds or breaks trust (Put a checkmark).

Builds
Trust

Breaks
Trust

	Builds Trust	Breaks Trust
Returning a pencil that you borrowed from a classmate.		
You tell your teacher that your dog ate your homework.		
Saying sorry when you hurt someone's feelings.		
Blaming someone for something that you did.		
Letting someone take the fall for something that you did,		
Helping a classmate without being asked to.		
Telling the truth and admitting a mistake.		
Breaking a promise made to a friend.		
Telling a secret you promised to keep.		
Taking your friend's crayons without asking.		
Keeping a safe secret when a friend asks you to.		

Character Perspective



NAME: _____

DATE: _____

Think about the different perspectives that each character from the book might have when Ricky steals. Write in the boxes below what you think their perspectives might be.



Ricky



Ricky's MOM



Ricky's Friends



Perspective means:

A way of thinking about and understanding something; a point of view.

Social Emotional Learning



NAME: _____

DATE: _____

Do the right thing, even when no one is watching.



Be honest and tell the truth.



Take responsibility for your actions.



Treat others fairly and kindly.

Why is it important to do what is right instead of what is easy?



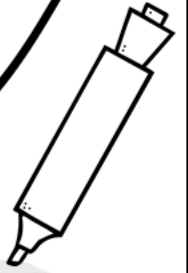
What can you do to help make a decision in these situations?



Ethical responsibility means:

Acting in ways that are morally right, just, and considerate of the welfare and rights of others.


Draw & Write



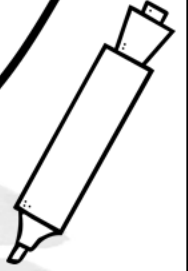
NAME: _____

DATE: _____

Draw about a time you were honest and how it helped someone trust you. How did it make you feel?




Draw & Write



NAME: _____

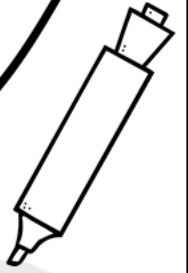
DATE: _____

Draw & write about a time you were honest and how it helped someone trust you. How did it make you feel?



Handwriting practice lines consisting of five sets of horizontal lines. Each set includes a solid top line, a dashed middle line, and a solid bottom line.

Draw & Write




NAME: _____

DATE: _____


Write about a time you were honest and how it helped someone trust you. How did it make you feel?

Handwriting practice area consisting of multiple sets of horizontal lines. Each set includes a solid top line, a dashed middle line, and a solid bottom line.




***Cut out and glue
to the top of the
writing page.**





What does it mean to be
trustworthy?

Handwriting practice lines consisting of solid top and bottom lines with a dashed middle line, repeated multiple times for writing.



What does it mean to be
trustworthy?

Handwriting practice lines consisting of four sets of solid top and bottom lines with a dashed middle line for ascenders.


Build a Trust Tower

Write in the blocks
ways to build trust.

What are two ways you can
break the trust tower?

1.

2.




How to build TRUST



Be a good listener.




Tell the truth.



Keep promises.



Respect others
belongings and feelings.



Admit when you make a
mistake and apologize.



Do the right
thing.

How to break TRUST




Lying

- Saying you did your homework when you didn't.
- Telling a friend something that isn't true.



Stealing

- Taking something that isn't yours—even a small thing.



Breaking Promises

- Saying you'll keep a secret, then telling someone else.
- Promising to play with someone, then leaving them out.



Blaming Others

- Getting someone else in trouble for something you did.



Being Mean on Purpose

- Making fun of someone or sharing a secret to hurt their feelings.



Ricky Sticky Fingers

What is Ricky's problem?

He steals.

Why was gum not allowed at school?

The principal sat on gum.

What happened when Ricky stole the ninja?

He made his friend cry.

What lie did Ricky tell his mom about the bubblegum?

That his friend gave him the gum, when really he stole it.

What happened to Ricky's bike?

It's missing and he thinks someone stole it.

What did Ricky realize about how his actions impacted others?

He realized he was sad over his bike being stolen, so he must have made others sad when he stole from them.

What does the good inside Ricky need to do?


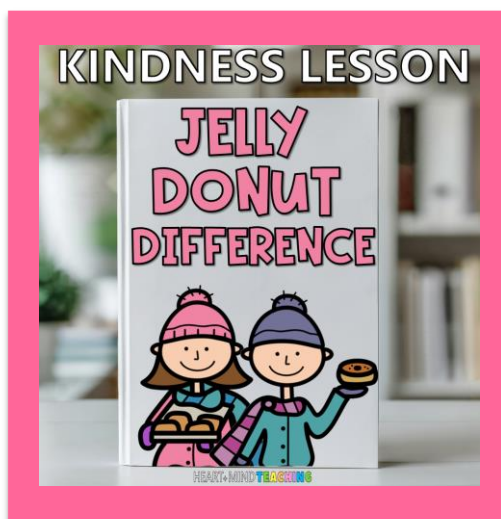
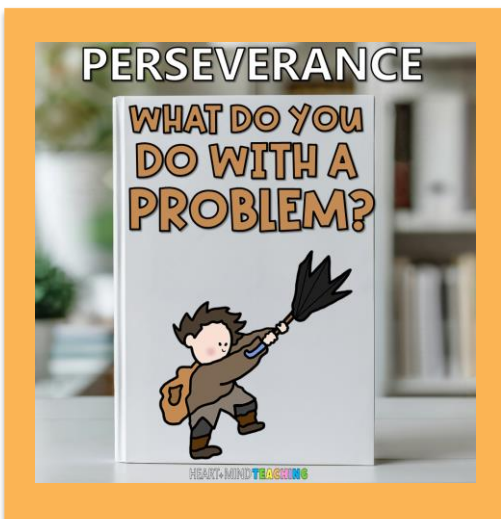
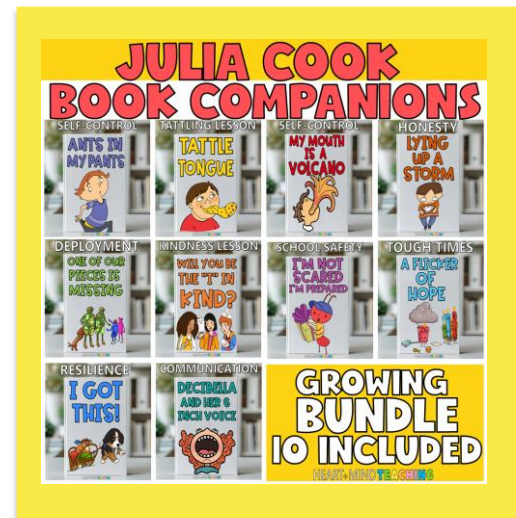

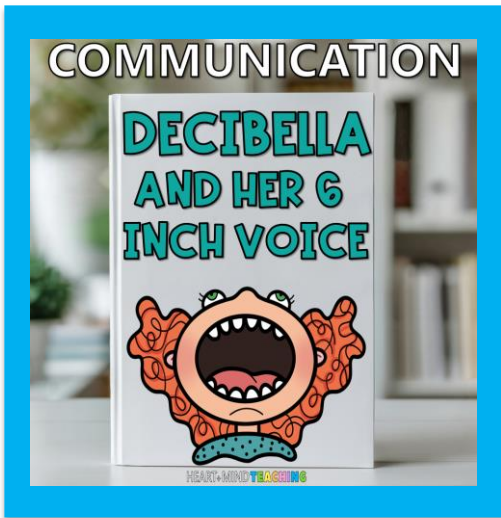
The good inside needs to put up a fight.

How did Ricky make amends for all his stealing?

He gave back all the things he stole.

CHECK THESE OUT

CLICK ON THE PICTURES TO GET A CLOSER LOOK.



COUNSELOR Collab

with Laura & Ashley



Would you like to spend less time browsing for resources and lesson planning, and more time serving students? Let Laura from [Music City Counselor](#) and Ashley from [Heart and Mind Teaching](#) do the work for you!

[CLICK TO COLLAB](#)

MEMBER Perks

- ♥ Data-driven resources by theme.
- ♥ \$35+ value of ready-to-use materials.
- ♥ Lessons, group curriculums, forms, & activities.
- ♥ Tier 1, 2, and 3 research-based resources.
- ♥ No contracts, cancel anytime.

HEART + MIND
TEACHING



THANK YOU

FOR SUPPORTING MY LITTLE SHOP.

Hi there! I'm Ashley- a School Counselor, curriculum developer, blogger, and mama to two young boys. I have a passion for creating fun and engaging resources for Counseling and Social Emotional Learning.

LET'S BE FRIENDS

Ashley

Access my
Freebie
Library



FOLLOW FOR EXCLUSIVE SAVINGS

New products are 50% off for 24hrs.

[CLICK HERE](#)

★ HOW CAN YOU EARN TPT CREDITS? When you leave feedback, TpT rewards you with credits that you can use toward future purchases.

ACCESS MY FREEBIE LIBRARY

Join my Newsletter to be informed of all future added freebies.

[I WANT FREEBIES](#)

TERMS OF USE

© Heart and Mind Teaching, 2024. All rights reserved. Purchase of this item entitles the purchaser the right to reproduce for classroom, personal, and google classroom use only. Use in multiple classrooms, requires the purchase of additional licenses. Redistribution or duplication of this product is strictly forbidden without the written permission of the publisher. Copying any part of this product and placing it on a publicly accessible website is strictly forbidden and is a violation of the Digital Millennium Copyright Act (DMCA). You may post this for single-classroom use on a password protected student site such as google classroom. **You may NOT post my products on any public, for-profit, or commercial websites or entities, such as Outschool.** Please do not sell or distribute any part of this as your own. Thank you for abiding by universally accepted codes of professional ethics while using this product.



If you have any questions or concerns please email me at:

heartandmindteaching@gmail.com

CREDITS

