

# THANK YOU FOR YOUR PURCHASE!



Did you know that when you leave feedback on TPT you earn credits towards future purchases?

★★★★★ Extremely satisfied

I truly appreciate your feedback to help my little store grow.

## LET'S BE FRIENDS

Access my  
Freebie  
Library



Stay updated on new product announcements (they are 50% off for the first 24 hrs posted!) by following me on TPT, checking out my website, and subscribing to my newsletter.



If you have any questions or concerns please email me at:

[heartandmindteaching@gmail.com](mailto:heartandmindteaching@gmail.com)

♥  
Ashley

# GOOGLE SLIDES

Your resource comes with a digital version for use in Google Slides via Google Classroom. Follow these steps to upload your resource.

**1** Click here  [Spaghetti in a Hot Dog Bun Book Companion](#)

**2** You will be prompted to make a copy of the resource. Click on the blue box that says “Make a copy” and the resource will go directly into your Google drive.

Google Drive

Copy document

Would you like to make a copy of Career Interest Inventory?

Make a copy



**3** Go to your Google Drive and locate the copy of the file. You can rename the file at this point or add/delete slides.

**4** Next, go to your Google Classroom and add an assignment. Select the Google Drive Symbol and select the resource you want to assign.

**5** From here, you should see a grey box that says “Students can view file.” Click the grey box. A dropdown menu should appear. Select, “Make a copy for each student.”

**YOU HAVE TO MAKE A COPY FOR EACH STUDENT!**

Otherwise they will all be editing the same file.

Click “Assign” in the top right corner if you’re ready to post!

This product is meant to be used in “edit” mode (not “presentation” mode). Edit mode is the only mode that allows drag & drop and writing in text boxes.

[Helpful links for using Google Classroom:](#)

[Teacher Tips for using Google Classroom \(TPT blog\)](#)

[Getting Started with Google Classroom \(youtube video\)](#)

# BOOK COMPANION



## Spaghetti in a Hot Dog Bun by Maria Dismondy

This book companion lesson was created with written permission from the author.

### Session Objective:

\*Students will identify ways to show kindness.

### Materials:

\*Book: Spaghetti in a Hot Dog Bun by Maria Dismondy

\*Handouts, scissors, tape/glue, pencils.

### Guiding Questions:

\*What are some ways to show kindness to others?

\*Why does it take courage to do the right thing?

### ASCA Standards Alignment:

\*Mindset: Sense of acceptance, respect, support and inclusion for self and others in the school environment (M 2)

\*Behavior: Social Skills: Positive, respectful, and supportive relationship with students who are similar to and different from them (B-SS 2)

### SEL Competencies:

\*Social-Awareness: Appreciating Diversity.

### Session Details

\*Say "Today we are going to be reading a book called "Spaghetti in a Hot Dog Bun" by Maria Dismondy. In it, Lucy is bullied by a classmate, who she then shows kindness to when he needs help." Read the book aloud. Have the students complete the story map as you are reading. Afterward, for grades K-1 use the Cut and Paste activity (p. 4-5), and for grades 2-5 use the Story Questions (p. 6-7) and the Think & Discuss pages (p. 8-11) to generate class/group discussion. Next, explain what perspective means. Say "Thinking about another person's perspective means you are thinking about how that person would view it as if you were looking at the situation from their eyes. For example, Lucy's perspective might be that Ralph is mean, but Ralph's perspective might be that he thinks he is being funny." Complete the perspective handout (p. 12). Say "Ralph needs to learn to appreciate diversity in others, Lucy eats different foods and has curly hair, and that makes her unique and special. Let's look at ways to help appreciate diversity." Complete the SEL handout (p.13). Next, choose the best option on pages 14-17 for your students writing ability and have them complete the writing prompt and writing craftivity. Next, say "Let's come up with our own food on a hot dog bun", complete the creative activity. The writing craftivity and/or creative activity make for a great bulletin board display.

# BOOK COMPANION



Spaghetti in a Hot Dog Bun by Maria Dismondy

## Table of Contents



Story Map.....p. 5



Cut and Paste .....p. 6-7



Story Questions .....p. 8-9



Think & Discuss .....p. 10-12



Character Perspective .....p. 13



Social-emotional Learning .....p. 14



Draw & Write .....p. 15-19



Writing Craftivity .....p. 20-23



Creative Activity .....p. 24-25



Posters .....p. 26-27



Answer Keys .....p. 28-29

NAME: \_\_\_\_\_


DATE: \_\_\_\_\_



# Story Map



Setting:



## Spaghetti in a Hot Dog Bun by Maria Dismondy

Characters:



Beginning:



Middle:



End:



Problem:



Solution:

NAME: \_\_\_\_\_

DATE: \_\_\_\_\_



Cut and paste the situations into kind or unkind boxes.

Kind

Kind

Unkind

Kind

Kind

Unkind

Kind

Kind

Unkind



Cut & Paste

Cut each situation card out  
and paste to the correct spot.


Including  
others.



Sharing.




Bullying.



Apologizing.



Helping.




Excluding  
others.




Encouraging.



Giving a  
compliment.




Name Calling.



NAME: \_\_\_\_\_


DATE: \_\_\_\_\_

Story   
Questions

# Spaghetti in a Hot Dog Bun


What did Papa Gino say about what is really important?

What was Lucy eating that Ralph said was "Yuck"?




What was Ralph doing to Lucy?

What did Ralph give Lucy in the bag?



NAME: \_\_\_\_\_

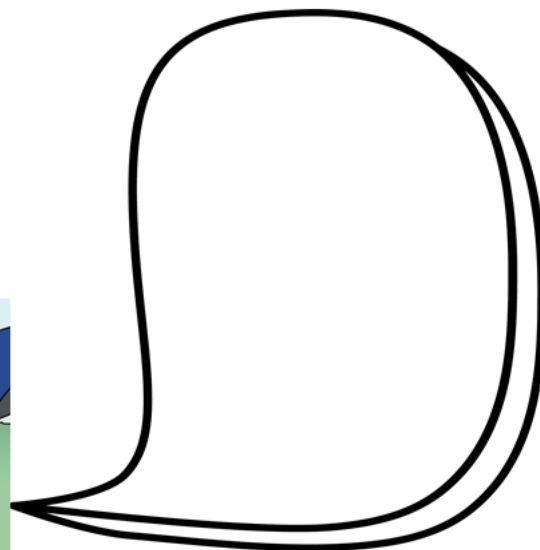
DATE: \_\_\_\_\_

Story   
Questions

# Spaghetti in a Hot Dog Bun



What were the other kids laughing at during recess?

What did Lucy do for Ralph at Recess?



What did Ralph give Lucy?

What did Papa Gino say it took for Lucy to help Ralph?



NAME: \_\_\_\_\_

DATE: \_\_\_\_\_




Think & Discuss



How do you think Lucy felt when Ralph was making fun of her?

Why do you think Lucy did not tell Papa Gino about what happened at school?

What could Lucy do if Ralph did not stop making fun of her?





NAME: \_\_\_\_\_

DATE: \_\_\_\_\_




Think &  
Discuss

What are some situations that you have a hard time accepting others differences? Why?



What would happen if everyone treated each other with kindness?

What would it be like if no one treated each other with kindness?



NAME: \_\_\_\_\_

DATE: \_\_\_\_\_



Think &  
Discuss

Read each scenario and put a checkmark on what behavior you think that person was showing.

You have a kid in your class who wears a scarf (hijab) over her hair, you tell her it's beautiful.

- Courage.**
- Kindness.**
- Self-confidence.**
- Acceptance of differences.**



You see someone rushing to the door with their hands full, you hold the door open for them.

- Courage.**
- Kindness.**
- Self-confidence.**
- Acceptance of differences.**

You see a kid bullying another kid and you tell him to stop.

- Courage.**
- Kindness.**
- Self-confidence.**
- Acceptance of differences.**

Someone makes fun of your clothes and you tell them you don't care what they think because you love your clothes.

- Courage.**
- Kindness.**
- Self-confidence.**
- Acceptance of differences.**

NAME: \_\_\_\_\_

DATE: \_\_\_\_\_



Think & Discuss



Put a checkmark to determine if each action shows Courage or not.

You...



Showing  
Courage

Lacking  
Courage

Stand up for yourself.

Refuse to forgive.

Stand up for others.

Refuse to admit you need help.

Take risks.

Face your fears.

Ask for help.

Take Responsibility.

Blame someone else.

Stay quiet when you see mistreatment.

Show forgiveness.

NAME: \_\_\_\_\_

DATE: \_\_\_\_\_

## Character Perspective



Think about the different perspectives that each character from the book might have. Write in the boxes below what you think their perspectives might be.



**Lucy**



**Ralph**



**Papa Gino**



Perspective  
means:

A way of thinking about and understanding something;  
a point of view.


NAME: \_\_\_\_\_

DATE: \_\_\_\_\_

# Social Emotional Learning



Educate yourself about different cultures, traditions, customs, and histories



Seek to understand others' experiences, challenges, and perspectives.

Embrace an open-minded attitude towards differences.

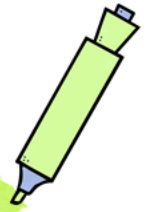


## Social Awareness Appreciating Diversity

Value and respect differences



What situations do you struggle to respect differences?




What can you do to help show respect for differences?



**Appreciating diversity means:**

Recognizing, respecting, and valuing the variety of differences among individuals.


# Draw & Write




NAME: \_\_\_\_\_

DATE: \_\_\_\_\_

Draw a situation in which you were made fun of for being different.  
Show what happened, and how it made you feel.



# Draw & Write



NAME: \_\_\_\_\_

DATE: \_\_\_\_\_

Draw & Describe a situation in which you were made fun of for being different.

Explain what happened, and how it made you feel.

\_\_\_\_\_

-----

\_\_\_\_\_

-----

\_\_\_\_\_

-----

\_\_\_\_\_

-----

\_\_\_\_\_

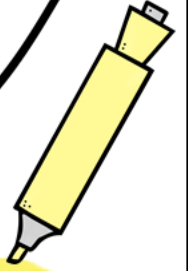
-----

\_\_\_\_\_

-----



# Draw & Write



NAME: \_\_\_\_\_

DATE: \_\_\_\_\_

Describe a situation in which you were made fun of for being different.


Explain what happened and how it made you feel.

Handwriting practice area consisting of 10 sets of horizontal lines. Each set includes a solid top line, a dashed middle line, and a solid bottom line.





**\*Cut out and glue  
to the top of the  
writing page.**



# Writing Craftivity



Think of something that is unique about you (like eating **Spaghetti in a Hot Dog Bun**), and why differences make us special.

Handwriting practice lines consisting of solid top and bottom lines with a dashed middle line. There are ten sets of these lines provided for writing.

# Writing Craftivity

©Heart and Mind Teaching



Think of something that is unique about you (like eating **Spaghetti in a Hot Dog Bun**), and why differences make us special.

Handwriting practice lines consisting of solid top and bottom lines with a dashed middle line. There are four sets of these lines provided for writing.





# Create your own Food in a Hot Dog Bun

Draw what you  
would put on a  
hot dog bun (be  
creative!)




What food would you put on a hot dog bun?

How do you imagine your creation tastes?

By:

# Food in a Hot Dog Bun

Draw what you  
would put on a  
hot dog bun (be  
creative!)



What food would you put on a hot dog bun?

By:

# How to show KINDNESS

Be Polite and  
Respectful

Practice  
Forgiveness

Volunteer  
and Give  
Back

Show  
Empathy

Offer  
Help

Practice  
Active  
Listening



Support  
and  
Encourage

Even if we are  
**different**  
from others on the  
outside, we all have a  
**heart with feelings**  
on the inside.

When you treat  
others with **love**  
**and kindness,**  
you are doing  
**the right thing.**





# Spaghetti in a Hot Dog Bun

What did Papa Gino say about what is really important?

Even if we are different from others on the outside, we all have a heart with feelings on the inside.

What was Lucy eating that Ralph said was "Yuck"?

Spaghetti in a hot dog bun.

What was Ralph doing to Lucy?

Making fun of her.

What did Ralph give Lucy in the bag?

Dog bones.

What were the other kids laughing at during recess?

Ralph was stuck on the monkey bars.

What did Lucy do for Ralph at Recess?

Helped him off the monkey bars.

What did Ralph give Lucy?

A picture he drew.

What did Papa Gino say it took for Lucy to help Ralph?

Courage



Put a checkmark to determine if each action shows Courage or not.

You...



Showing  
Courage

Lacking  
Courage

|                                       |   |   |
|---------------------------------------|---|---|
| Stand up for yourself.                | ✓ |   |
| Refuse to forgive.                    |   | ✓ |
| Stand up for others.                  | ✓ |   |
| Refuse to admit you need help.        |   | ✓ |
| Take risks.                           | ✓ |   |
| Face your fears.                      | ✓ |   |
| Ask for help.                         | ✓ |   |
| Take Responsibility.                  | ✓ |   |
| Blame someone else.                   |   | ✓ |
| Stay quiet when you see mistreatment. |   | ✓ |
| Show forgiveness.                     | ✓ |   |

**Black & White Version**

# BOOK COMPANION



## Spaghetti in a Hot Dog Bun by Maria Dismondy

This book companion lesson was created with written permission from the author.

### Session Objective:

\*Students will identify ways to show kindness.

### Materials:

\*Book: Spaghetti in a Hot Dog Bun by Maria Dismondy  
\*Handouts, scissors, tape/glue, pencils.

### Guiding Questions:

\*What are some ways to show kindness to others?  
\*Why does it take courage to do the right thing?

### ASCA Standards Alignment:

\*Mindset: Sense of acceptance, respect, support and inclusion for self and others in the school environment (M 2)  
\*Behavior: Social Skills: Positive, respectful, and supportive relationship with students who are similar to and different from them (B-SS 2)

### SEL Competencies:

\*Social-Awareness: Appreciating Diversity.

### Session Details

\*Say "Today we are going to be reading a book called "Spaghetti in a Hot Dog Bun" by Maria Dismondy. In it, Lucy is bullied by a classmate, who she then shows kindness to when he needs help." Read the book aloud. Have the students complete the story map as you are reading. Afterward, for grades K-1 use the Cut and Paste activity (p. 4-5), and for grades 2-5 use the Story Questions (p. 6-7) and the Think & Discuss pages (p. 8-11) to generate class/group discussion. Next, explain what perspective means. Say "Thinking about another person's perspective means you are thinking about how that person would view it as if you were looking at the situation from their eyes. For example, Lucy's perspective might be that Ralph is mean, but Ralph's perspective might be that he thinks he is being funny." Complete the perspective handout (p. 12). Say "Ralph needs to learn to appreciate diversity in others, Lucy eats different foods and has curly hair, and that makes her unique and special. Let's look at ways to help appreciate diversity." Complete the SEL handout (p.13). Next, choose the best option on pages 14-17 for your students writing ability and have them complete the writing prompt and writing craftivity. Next, say "Let's come up with our own food on a hot dog bun", complete the creative activity. The writing craftivity and/or creative activity make for a great bulletin board display.

# BOOK COMPANION



**Spaghetti in a Hot Dog Bun by Maria Dismondy**

## Table of Contents



**Story Map.....p. 5**



**Cut and Paste .....p. 6-7**



**Story Questions .....p. 8-9**




**Think & Discuss .....p. 10-12**



**Character Perspective .....p. 13**



**Social-emotional Learning .....p. 14**



**Draw & Write .....p. 15-19**



**Writing Craftivity .....p. 20-23**



**Creative Activity .....p. 24-25**



**Posters .....p. 26-27**



**Answer Keys .....p. 28-29**

NAME: \_\_\_\_\_


DATE: \_\_\_\_\_



# Story Map



Setting:



## Spaghetti in a Hot Dog Bun by Maria Dismondy

Characters:



Beginning:



Middle:



End:



Problem:



Solution:

NAME: \_\_\_\_\_

DATE: \_\_\_\_\_



**Cut & Paste**

Cut and paste the situations into kind or unkind boxes.

Kind

Kind

Unkind

Kind

Kind

Unkind

Kind

Kind


Unkind




Cut & Paste

Cut each situation card out  
and paste to the correct spot.


Including  
others.



Sharing.




Bullying.




Apologizing.




Helping.




Excluding  
others.




Encouraging.



Giving a  
compliment.



Name Calling.



NAME: \_\_\_\_\_


DATE: \_\_\_\_\_

Story   
Questions

# Spaghetti in a Hot Dog Bun


What did Papa Gino say about what is really important?

What was Lucy eating that Ralph said was "Yuck"?



What was Ralph doing to Lucy?

What did Ralph give Lucy in the bag?



NAME: \_\_\_\_\_

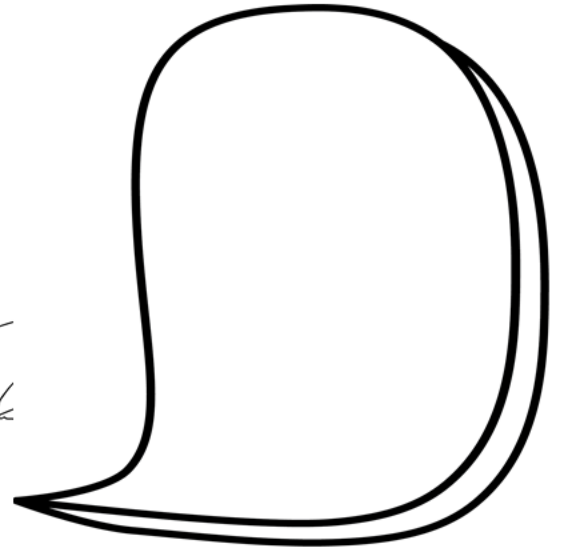
DATE: \_\_\_\_\_

Story   
Questions

# Spaghetti in a Hot Dog Bun


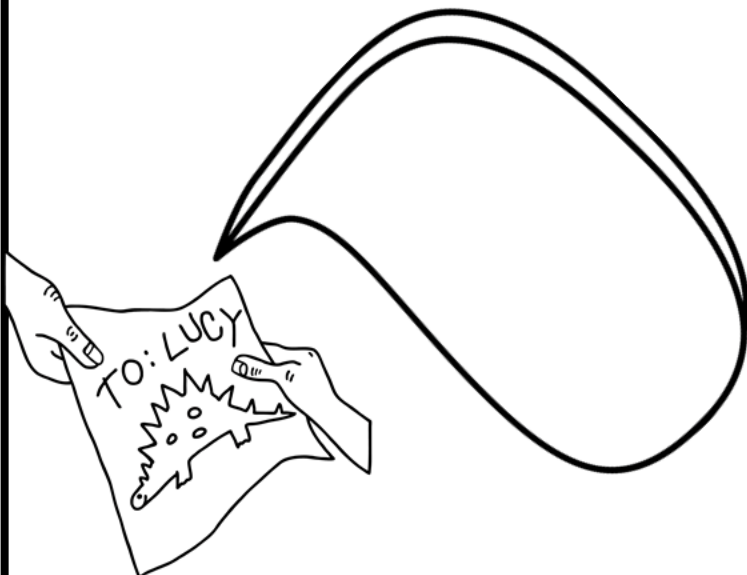
What were the other kids laughing at during recess?

What did Lucy do for Ralph at Recess?




What did Ralph give Lucy?

What did Papa Gino say it took for Lucy to help Ralph?




NAME: \_\_\_\_\_

DATE: \_\_\_\_\_




### Think & Discuss



How do you think Lucy felt when Ralph was making fun of her?


Why do you think Lucy did not tell Papa Gino about what happened at school?

What could Lucy do if Ralph did not stop making fun of her?




NAME: \_\_\_\_\_

DATE: \_\_\_\_\_




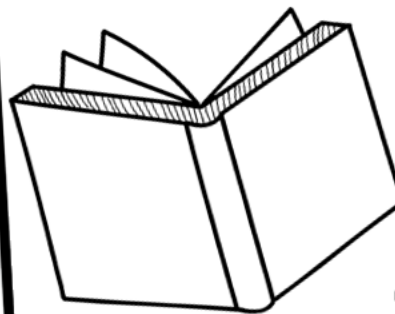
Think &  
Discuss

What are some situations that you have a hard time accepting others differences? Why?




What would happen if everyone treated each other with kindness?

What would it be like if no one treated each other with kindness?



NAME: \_\_\_\_\_

DATE: \_\_\_\_\_



### Think & Discuss

Read each scenario and put a checkmark on what behavior you think that person was showing.

You have a kid in your class who wears a scarf (hijab) over her hair, you tell her it's beautiful.

- Courage.
- Kindness.
- Self-confidence.
- Acceptance of differences.

You see a kid bullying another kid and you tell him to stop.

- Courage.
- Kindness.
- Self-confidence.
- Acceptance of differences.



You see someone rushing to the door with their hands full, you hold the door open for them.


- Courage.
- Kindness.
- Self-confidence.
- Acceptance of differences.

Someone makes fun of your clothes and you tell them you don't care what they think because you love your clothes.

- Courage.
- Kindness.
- Self-confidence.
- Acceptance of differences.

NAME: \_\_\_\_\_

DATE: \_\_\_\_\_



Think &  
Discuss



Put a checkmark to determine if each action shows  
Courage or not.

You...



Showing  
Courage

Lacking  
Courage

Stand up for yourself.

Refuse to forgive.

Stand up for others.

Refuse to admit you need help.

Take risks.

Face your fears.

Ask for help.

Take Responsibility.

Blame someone else.

Stay quiet when you see  
mistreatment.

Show forgiveness.

# Character Perspective



NAME: \_\_\_\_\_

DATE: \_\_\_\_\_

Think about the different perspectives that each character from the book might have. Write in the boxes below what you think their perspectives might be.



**Lucy**



**Ralph**



**Papa Gino**



**Perspective means:**

**A way of thinking about and understanding something; a point of view.**


NAME: \_\_\_\_\_

DATE: \_\_\_\_\_

## Social Emotional Learning



Educate yourself about different cultures, traditions, customs, and histories



Seek to understand others' experiences, challenges, and perspectives.



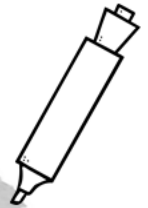
Embrace an open-minded attitude towards differences.

# Social Awareness Appreciating Diversity

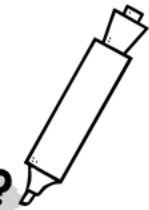
Value and respect differences



What situations do you struggle to respect differences?



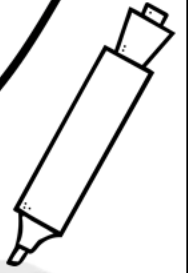
What can you do to help show respect for differences?



**Appreciating diversity means:**

Recognizing, respecting, and valuing the variety of differences among individuals.


# Draw & Write



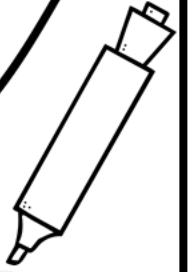
NAME: \_\_\_\_\_

DATE: \_\_\_\_\_

Draw a situation in which you were made fun of for being different.  
Show what happened, and how it made you feel.



# Draw & Write



NAME: \_\_\_\_\_

DATE: \_\_\_\_\_

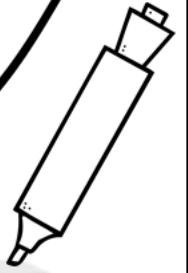
Draw & Describe a situation in which you were made fun of for being different.  
Explain what happened, and how it made you feel.



Handwriting practice lines consisting of solid top and bottom lines with a dashed middle line. There are four sets of these lines provided for writing the student's response.



# Draw & Write



NAME: \_\_\_\_\_

DATE: \_\_\_\_\_


Describe a situation in which you were made fun of for being different.  
Explain what happened and how it made you feel.

Handwriting practice area consisting of 10 sets of horizontal lines. Each set includes a solid top line, a dashed middle line, and a solid bottom line.





**\*Cut out and glue  
to the top of the  
writing page.**



# Writing Craftivity

©Heart and Mind Teaching



Think of something that is unique about you (like eating Spaghetti in a Hot Dog Bun), and why differences make us special.

Handwriting practice lines consisting of solid top and bottom lines with a dashed middle line. There are ten sets of these lines provided for writing.

# Writing Craftivity

©Heart and Mind Teaching




Think of something that is unique about you (like eating Spaghetti in a Hot Dog Bun), and why differences make us special.

Handwriting practice lines consisting of solid top and bottom lines with a dashed middle line, repeated five times.



# Create your own Food in a Hot Dog Bun

Draw what you  
would put on a  
hot dog bun (be  
creative!)




What food would you put on a hot dog bun?

How do you imagine your creation tastes?

By:

# Food in a Hot Dog Bun

Draw what you  
would put on a  
hot dog bun (be  
creative!)



What food would you put on a hot dog bun?

By:

# How to show **KINDNESS**

Be Polite and  
Respectful

Practice  
Forgiveness

Volunteer  
and Give  
Back

Show  
Empathy



Offer  
Help

Practice  
Active  
Listening

Support  
and  
Encourage

**Even if we are  
different  
from others on the  
outside, we all have a  
heart with feelings  
on the inside.**

**When you treat  
others with love  
and kindness,  
you are doing  
the right thing.**





# Spaghetti in a Hot Dog Bun

What did Papa Gino say about what is really important?  
Even if we are different from others on the outside, we all have a heart with feelings on the inside.

What was Lucy eating that Ralph said was "Yuck"?

Spaghetti in a hot dog bun.

What was Ralph doing to Lucy?

Making fun of her.

What did Ralph give Lucy in the bag?

Dog bones.

What were the other kids laughing at during recess?

Ralph was stuck on the monkey bars.

What did Lucy do for Ralph at Recess?

Helped him off the monkey bars.

What did Ralph give Lucy?

A picture he drew.

What did Papa Gino say it took for Lucy to help Ralph?

Courage



Put a checkmark to determine if each action shows Courage or not.

You...




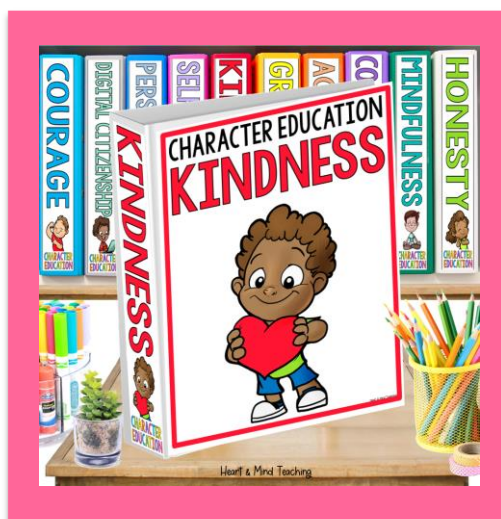

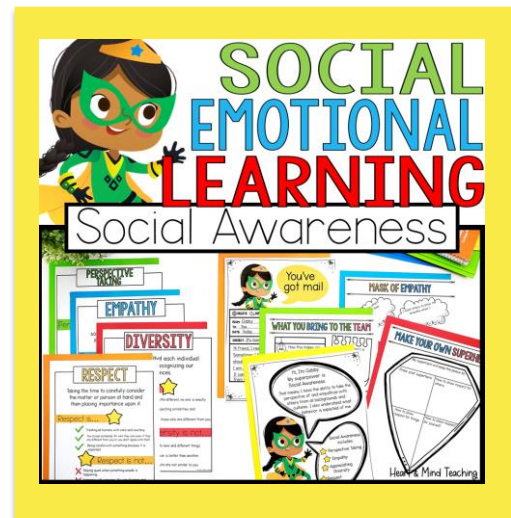


Showing  
Courage

Lacking  
Courage

| You...                                | Showing<br>Courage | Lacking<br>Courage |
|---------------------------------------|--------------------|--------------------|
| Stand up for yourself.                | ✓                  |                    |
| Refuse to forgive.                    |                    | ✓                  |
| Stand up for others.                  | ✓                  |                    |
| Refuse to admit you need help.        |                    | ✓                  |
| Take risks.                           | ✓                  |                    |
| Face your fears.                      | ✓                  |                    |
| Ask for help.                         | ✓                  |                    |
| Take Responsibility.                  | ✓                  |                    |
| Blame someone else.                   |                    | ✓                  |
| Stay quiet when you see mistreatment. |                    | ✓                  |
| Show forgiveness.                     | ✓                  |                    |

# CHECK THESE OUT

CLICK ON THE PICTURES TO GET A CLOSER LOOK.



## COUNSELOR Collab

with Laura & Ashley



Would you like to spend less time browsing for resources and lesson planning, and more time serving students? Let Laura from [Music City Counselor](#) and Ashley from [Heart and Mind Teaching](#) do the work for you!

CLICK TO COLLAB

### MEMBER Perks

- ♥ Data-driven resources by theme.
- ♥ \$35+ value of ready-to-use materials.
- ♥ Lessons, group curriculums, forms, & activities.
- ♥ Tier 1, 2, and 3 research-based resources.
- ♥ No contracts, cancel anytime.

HEART + MIND  
TEACHING



# THANK YOU

FOR SUPPORTING MY LITTLE SHOP.

Hi there! I'm Ashley- a School Counselor, curriculum developer, blogger, and mama to two young boys. I have a passion for creating fun and engaging resources for Counseling and Social Emotional Learning.

## LET'S BE FRIENDS

*Ashley*

Access my  
Freebie  
Library



## FOLLOW FOR EXCLUSIVE SAVINGS

New products are 50% off for 24hrs.

**CLICK HERE**

★ HOW CAN YOU EARN TPT CREDITS? When you leave feedback, TpT rewards you with credits that you can use toward future purchases.

## ACCESS MY FREEBIE LIBRARY

Join my Newsletter to be informed of all future added freebies.

**I WANT FREEBIES**

# TERMS OF USE

© Heart and Mind Teaching, 2023. All rights reserved. Purchase of this item entitles the purchaser the right to reproduce for classroom, personal, and google classroom use only. Use in multiple classrooms, requires the purchase of additional licenses. Redistribution or duplication of this product is strictly forbidden without the written permission of the publisher. Copying any part of this product and placing it on a publicly accessible website is strictly forbidden and is a violation of the Digital Millennium Copyright Act (DMCA). You may post this for single-classroom use on a password protected student site such as google classroom. **You may NOT post my products on any public, for-profit, or commercial websites or entities, such as Outschool.** Please do not sell or distribute any part of this as your own. Thank you for abiding by universally accepted codes of professional ethics while using this product.



If you have any questions or concerns please email me at:

[heartandmindteaching@gmail.com](mailto:heartandmindteaching@gmail.com)

# CREDITS

