

THANK YOU FOR YOUR PURCHASE!



Did you know that when you leave feedback on TPT you earn credits towards future purchases?

★★★★★ Extremely satisfied

I truly appreciate your feedback to help my little store grow.

LET'S BE FRIENDS

Access my
Freebie
Library



Stay updated on new product announcements (they are 50% off for the first 24 hrs posted!) by following me on TPT, checking out my website, and subscribing to my newsletter.



If you have any questions or concerns please email me at:

heartandmindteaching@gmail.com

♥
Ashley

GOOGLE SLIDES

Your resource comes with a digital version for use in Google Slides via Google Classroom. Follow these steps to upload your resource.

1 Click here  [Tattle Tongue Book Companion](#)

2 You will be prompted to make a copy of the resource. Click on the blue box that says “Make a copy” and the resource will go directly into your Google drive.

Google Drive

Copy document

Would you like to make a copy of Career Interest Inventory?

Make a copy



3 Go to your Google Drive and locate the copy of the file. You can rename the file at this point or add/delete slides.

4 Next, go to your Google Classroom and add an assignment. Select the Google Drive Symbol and select the resource you want to assign.

5 From here, you should see a grey box that says “Students can view file.” Click the grey box. A dropdown menu should appear. Select, “Make a copy for each student.”

YOU HAVE TO MAKE A COPY FOR EACH STUDENT!

Otherwise they will all be editing the same file.

Click “Assign” in the top right corner if you’re ready to post!

This product is meant to be used in “edit” mode (not “presentation” mode). Edit mode is the only mode that allows drag & drop and writing in text boxes.

Helpful links for using Google Classroom:

[Teacher Tips for using Google Classroom \(TPT blog\)](#)

[Getting Started with Google Classroom \(youtube video\)](#)

BOOK COMPANION



Tattle Tongue by Julia Cook

This book companion lesson was created with written permission from the author.

Session Objective:

*Students will differentiate when to tattle and when to tell.

Materials:

*Book: Tattle Tongue by Julia Cook.
*Handouts, scissors, tape/glue, pencils.

Guiding Questions:

*What are the different tattle rules and when should you use them?
*What are ways to problem solve instead of tattle?

ASCA Standards Alignment:

*Mindset: Belief in development of whole self, including a healthy balance of mental, social/emotional and physical well-being. (M 1)
*Learning Strategies: Creative approach to learning, tasks and problem-solving. (B-LS 2)
*Behavior: Social Skills: Social Maturity and behaviors appropriate to the situation and environment. (B-SS 9)

SEL Competencies:

*Responsible Decision-Making: Solving Problems.

Session Details

*Say "Today we are going to be reading a book called "Tattle Tongue" by Julia Cook. In it, Josh learns the tattle rules and the difference between tattling and telling." Read the book aloud. Have the students complete the story map as you are reading. Afterward, for grades K-1 use the Cut and Paste activity (p. 6-7), and for grades 2-5 use the Story Questions (p. 8-9) and the Think & Discuss pages (p. 10-12) to generate class/group discussion. Next, explain what perspective means. Say "Thinking about another person's perspective means you are thinking about how that person would view it as if you were looking at the situation from their eyes. For example, Josh's mom's perspective might be that he was annoying her with all the tattling, but Josh's perspective might be that he was upset because his brother took the remote and he wanted it." Complete the perspective handout (p. 13). Say "Being able to problem solve is what Josh needs to do to determine whether the situation is tattling or telling. His tattling right now is too frequent. Let's look at ways to reduce tattling through problem solving." Complete the SEL handout (p.14). Next, choose the best option on pages 15-19 for your students writing ability and have them complete the writing prompt and writing craftivity. Next, say "Let's come up with our own Tattle Tongue", complete the creative activity. The writing craftivity and/or creative activity make for a great bulletin board display.

BOOK COMPANION

Tattle Tongue by Julia Cook

Table of Contents

	Story Map.....p. 5
	Cut and Pastep. 6-7
	Story Questionsp. 8-9
	Think & Discussp. 10-12
	Character Perspectivep. 13
	Social-emotional Learningp. 14
	Draw & Writep. 15-19
	Writing Craftivityp. 20-23
	Creative Activityp. 24-25
	Postersp. 26-27
	Answer Keysp. 28-29

NAME: _____


DATE: _____



Story Map



Setting:



Tattle Tongue by Julia Cook

Characters:



Beginning:



Middle:



End:



Problem:



Solution:

NAME: _____

DATE: _____



Cut & Paste

Cut and paste the situations into either Tattling or Telling boxes.

Tattling

Tattling

Telling

Tattling

Tattling

Telling

Tattling

Tattling

Telling



Cut & Paste

Cut each situation card out
and paste to the correct
Tattling or Telling spot.

Injuries.



Rule Breaking.




Accidents.



Dangerous
behavior.



Not sharing.



Cutting in line.



Bullying.



Being mean.



Arguments.

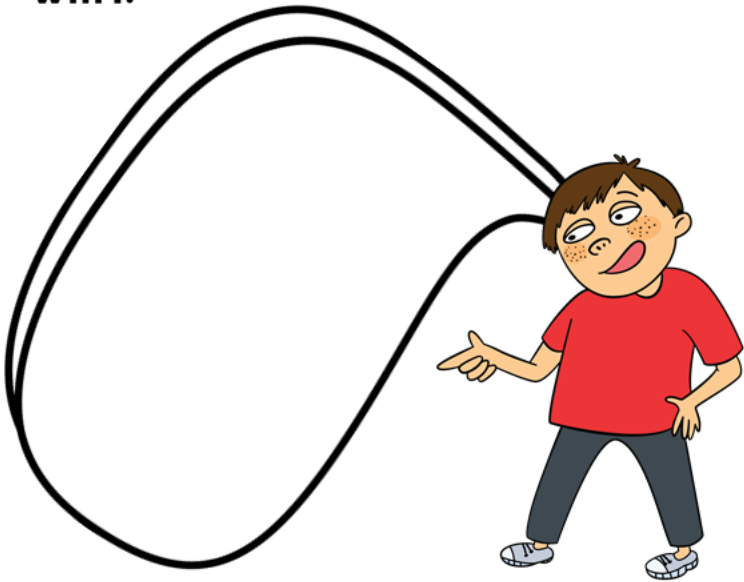


NAME: _____

DATE: _____

Tattle Tongue


What was Josh struggling with?




What did Josh's mom say happens when you tattle too much?



Why did no one want to be around Josh?



What did the Tattle Prince teach Josh?




NAME: _____

DATE: _____


Story 
Questions

Tattle Tongue


When Josh tattled on his classmate when he took his pencil, what tattle rules did he break?




When Josh tattled on his brother for grabbing the remote, what tattle rule did he break?



When Josh tattled on Bobette for not sharing the tricky bars with Edith, what tattle rule was he breaking?



What did Josh witness that he should have reported?



NAME: _____

DATE: _____



Think & Discuss



How was Josh's mom feeling in the story? Why?

How do you look to others when you tattle?



How do you think Josh felt when no wanted to be around him because he tattled so much?





NAME: _____

DATE: _____



Think &
Discuss




What are some situations that you have a hard time not tattling in? Why?



What would happen if everyone tattled whenever they wanted?

What would it be like if everyone used the tattle rules in the classroom?



NAME: _____

DATE: _____



Think &
Discuss


Explain each of the

Tattle Rules

and when you
should
use them.

**Be a Danger
Ranger**

**Be a Problem
Solver**



**Now or
Later?**

**M.Y.O.B.
(Mind your own
Beeswax)**

NAME: _____

DATE: _____



Think & Discuss



Put a checkmark on the Tattle Rule Josh should use in each situation.

When I see someone...

Danger Ranger **Problem Solver** **Now or Later?** **M.Y.O.B.**

	Danger Ranger	Problem Solver	Now or Later?	M.Y.O.B.
Out of their seat.				
Breaking a law.				
Breaking a class rule.				
Cutting in line.				
Not Sharing.				
Not Sharing with me.				
Being bullied.				
Being mean.				
Doing something unsafe.				
Taking something that does not belong to them.				
Ripping a paper.				

Character Perspective



NAME: _____

DATE: _____

Think about the different perspectives that each character from the book might have when Josh is tattling. Write in the boxes below what you think their perspectives might be.



Josh

Josh's Teacher



Josh's Classmates



Perspective means:

A way of thinking about and understanding something; a point of view.

Social Emotional Learning



NAME: _____

DATE: _____

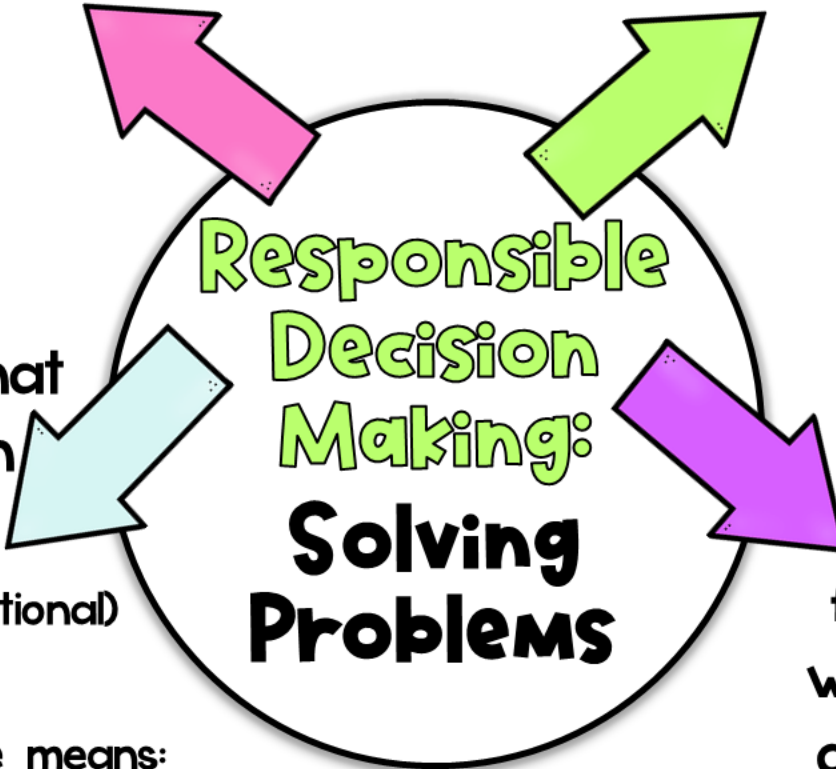
Pause and think if you can solve the problem.



Take turns and share.



Ask for what you need in assertive (not confrontational) way.



Negotiate for what you want. Agree on a compromise.



 Assertive means:

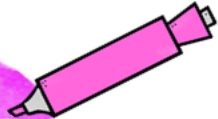
Make eye contact and be firm but respectful while listening and considering the other person's thoughts and feelings.




Compromise means:

An agreement where both people get something they want.

How will you problem solve instead of tattle? 

Share a time you tattled when you could have problem solved: 

Draw & Write




NAME: _____

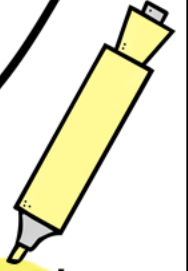
DATE: _____

Draw a situation that you tattled on someone.

Show what happened, how it felt, and what you would do different.



Draw & Write



NAME: _____

DATE: _____

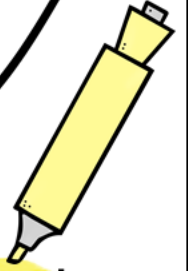
Describe a situation that you tattled on someone.

Explain what happened, how it felt, and what you would do different.



Handwriting practice lines consisting of solid top and bottom lines with a dashed middle line. There are five sets of these lines provided for writing.

Draw & Write




NAME: _____

DATE: _____

Describe a situation that you tattled on someone.

Explain what happened, how it felt, and what you would do different.

Handwriting practice area consisting of 10 sets of horizontal lines. Each set includes a solid top line, a dashed middle line, and a solid bottom line.



***Cut out and glue
to the top of the
writing page.**





What is your favorite
Tattle Rule and why?

Handwriting practice lines consisting of solid top and bottom lines with a dashed middle line. There are seven sets of these lines provided for writing.

Be a Danger
Ranger

Be a Problem
Solver

Now or
Later?

M.Y.O.B.



What is your favorite
Tattle Rule and why?

Handwriting practice area consisting of four sets of lines. Each set includes a solid top line, a dashed middle line, and a solid bottom line.

Be a Danger
Ranger

Be a Problem
Solver

Now or
Later?

M.Y.O.B.



Creative
Activity

Create your own Tattle Tongue

Draw your
tattle tongue
here



Describe how your tattle tongue looks:

Describe how your tattle tongue feels:

What happens to your tattle tongue when you tattle a lot?

By:

My Tattle Tongue



What happens to your tattle tongue when you tattle a lot?

By:

Tattle Rules

Be a Danger
Ranger

Be a Problem
Solver

Now or Later?

M.Y.O.B.

(Mind your own
beeswax)



Tattle Rules

Be a Danger Ranger

If someone is in danger then it's not Tattling, it's Telling! You must warn an adult if you or someone else is in danger or could be hurt.

Be a Problem Solver

Think if there is a way to solve the problem without involving an adult.

Now or Later?

Think if this problem is something that needs immediate attention now, or can wait till later.

M.Y.O.B. (Mind your own beeswax)

If the problem does not involve you, and no one is in danger, then mind your own business.





Tattle Tongue

What was Josh struggling with?

Tattling.

What did Josh's mom say happens when you tattle too much?

You get tattle tongue.

Why did no one want to be around Josh?

He tattled on them too much.

What did the Tattle Prince teach Josh?

The tattle rules.

When Josh tattled on his classmate when he took his pencil, what tattle rules did he break?

Rule #2: Be a problem-solver and Rule #3: Now or Later?

When Josh tattled on his brother for grabbing the remote, what tattle rule did he break?

Rule #2: Be a problem-solver.

When Josh tattled on Bobette for not sharing the tricky bars with Edith, what tattle rule was he breaking?

Rule #4: M.Y.O.B. (Mind your own beeswax).

What did Josh witness that he should have reported?

Bullying.



Think & Discuss



Put a checkmark on the Tattle Rule Josh should use in each situation.

When I see someone...

Be a
Danger
Ranger

Be a
Problem
Solver

Now or
Later?

M.Y.O.B.
(Mind your
own beeswax)

Out of their seat.



Breaking a law.



Breaking a class rule.



Cutting in line.



Not getting along with me.



Not Sharing with me.



Being bullied.



Being mean.



Doing something unsafe.



Taking something that does not belong to them.



Ripping a paper.



Black & White Version

BOOK COMPANION



Tattle Tongue by Julia Cook

This book companion lesson was created with written permission from the author.

Session Objective:

*Students will differentiate when to tattle and when to tell.

Materials:

*Book: Tattle Tongue by Julia Cook.
*Handouts, scissors, tape/glue, pencils.

Guiding Questions:

*What are the different tattle rules and when should you use them?
*What are ways to problem solve instead of tattle?

ASCA Standards Alignment:

*Mindset: Belief in development of whole self, including a healthy balance of mental, social/emotional and physical well-being. (M 1)
*Learning Strategies: Creative approach to learning, tasks and problem-solving. (B-LS 2)
*Behavior: Social Skills: Social Maturity and behaviors appropriate to the situation and environment. (B-SS 9)

SEL Competencies:

*Responsible Decision-Making: Solving Problems.

Session Details

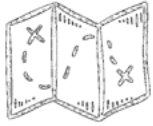
*Say "Today we are going to be reading a book called "Tattle Tongue" by Julia Cook. In it, Josh learns the tattle rules and the difference between tattling and telling." Read the book aloud. Have the students complete the story map as you are reading. Afterward, for grades K-1 use the Cut and Paste activity (p. 6-7), and for grades 2-5 use the Story Questions (p. 8-9) and the Think & Discuss pages (p. 10-12) to generate class/group discussion. Next, explain what perspective means. Say "Thinking about another person's perspective means you are thinking about how that person would view it as if you were looking at the situation from their eyes. For example, Josh's mom's perspective might be that he was annoying her with all the tattling, but Josh's perspective might be that he was upset because his brother took the remote and he wanted it." Complete the perspective handout (p. 13). Say "Being able to problem solve is what Josh needs to do to determine whether the situation is tattling or telling. His tattling right now is too frequent. Let's look at ways to reduce tattling through problem solving." Complete the SEL handout (p.14). Next, choose the best option on pages 15-19 for your students writing ability and have them complete the writing prompt and writing craftivity. Next, say "Let's come up with our own Tattle Tongue", complete the creative activity. The writing craftivity and/or creative activity make for a great bulletin board display.

BOOK COMPANION



Tattle Tongue by Julia Cook

Table of Contents



Story Map.....p. 5



Cut and Pastep. 6-7



Story Questionsp. 8-9



Think & Discussp. 10-12



Character Perspectivep. 13



Social-emotional Learningp. 14



Draw & Writep. 15-19



Writing Craftivityp. 20-23



Creative Activityp. 24-25



Postersp. 26-27



Answer Keysp. 28-29

NAME: _____

DATE: _____



Story Map

Setting:



Tattle Tongue by Julia Cook



Characters:



Beginning:



Middle:



End:



Problem:



Solution:

NAME: _____

DATE: _____



Cut & Paste

Cut and paste the situations into either Tattling or Telling boxes.

Tattling

Tattling

Telling

Tattling

Tattling

Telling

Tattling

Tattling

Telling



Cut & Paste

Cut each situation card out
and paste to the correct
Tattling or Telling spot.


Injuries.



Rule Breaking.




Accidents.



**Dangerous
behavior.**



Not sharing.



Cutting in line.



Bullying.



Being mean.



Arguments.




NAME: _____

DATE: _____

Story 
Questions

Tattle Tongue


What was Josh struggling with?




What did Josh's mom say happens when you tattle too much?



Why did no one want to be around Josh?



What did the Tattle Prince teach Josh?



NAME: _____

DATE: _____


Story 
Questions

Tattle Tongue

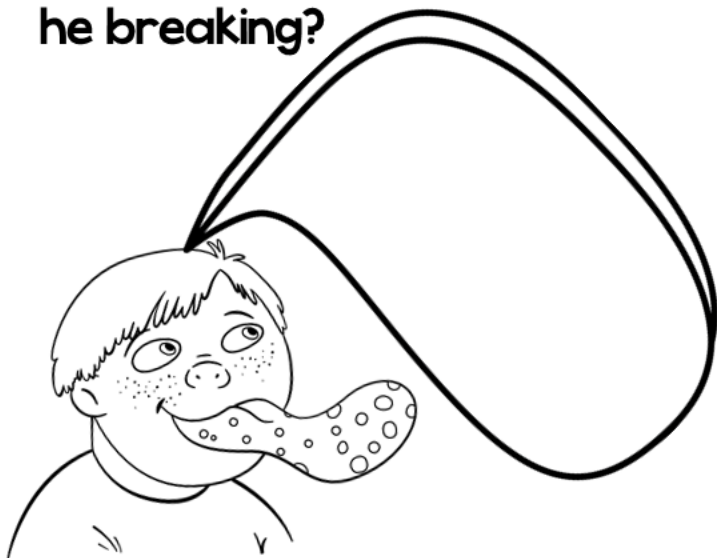
When Josh tattled on his classmate when he took his pencil, what tattle rules did he break?




When Josh tattled on his brother for grabbing the remote, what tattle rule did he break?



When Josh tattled on Bobette for not sharing the tricky bars with Edith, what tattle rule was he breaking?




What did Josh witness that he should have reported?




NAME: _____

DATE: _____



Think &
Discuss



How was Josh's mom
feeling in the story? Why?


How do you look to others
when you tattle?

How do you think Josh felt
when no wanted to be around
him because he tattled so much?




NAME: _____

DATE: _____



Think &
Discuss


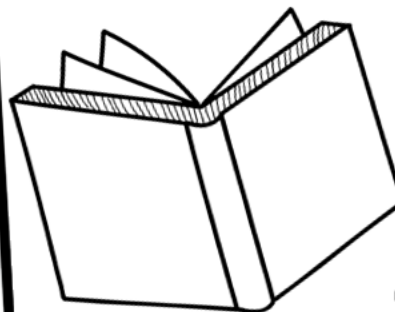
What are some situations that you have a hard time not tattling in? Why?



What would happen if everyone tattled whenever they wanted?




What would it be like if everyone used the tattle rules in the classroom?



NAME: _____

DATE: _____



Think &
Discuss

Explain each of the

Tattle Rules

and when you
should
use them.

Be a Danger
Ranger

Be a Problem
Solver




Now or
later?

M.Y.O.B.
(Mind your own
Beeswax)

NAME: _____

DATE: _____



Think & Discuss



Put a checkmark on the Tattle Rule Josh should use in each situation.

When I see someone... 

Danger Ranger Problem Solver Now or Later? M.Y.O.B.

Out of their seat.

Breaking a law.

Breaking a class rule.

Cutting in line.

Not Sharing.

Not Sharing with me.

Being bullied.

Being mean.

Doing something unsafe.

Taking something that does not belong to them.

Ripping a paper.

Character Perspective



NAME: _____

DATE: _____

Think about the different perspectives that each character from the book might have when Josh is tattling. Write in the boxes below what you think their perspectives might be.




Josh

Josh's Teacher



Josh's Classmates



Perspective means:

A way of thinking about and understanding something; a point of view.




NAME: _____

DATE: _____

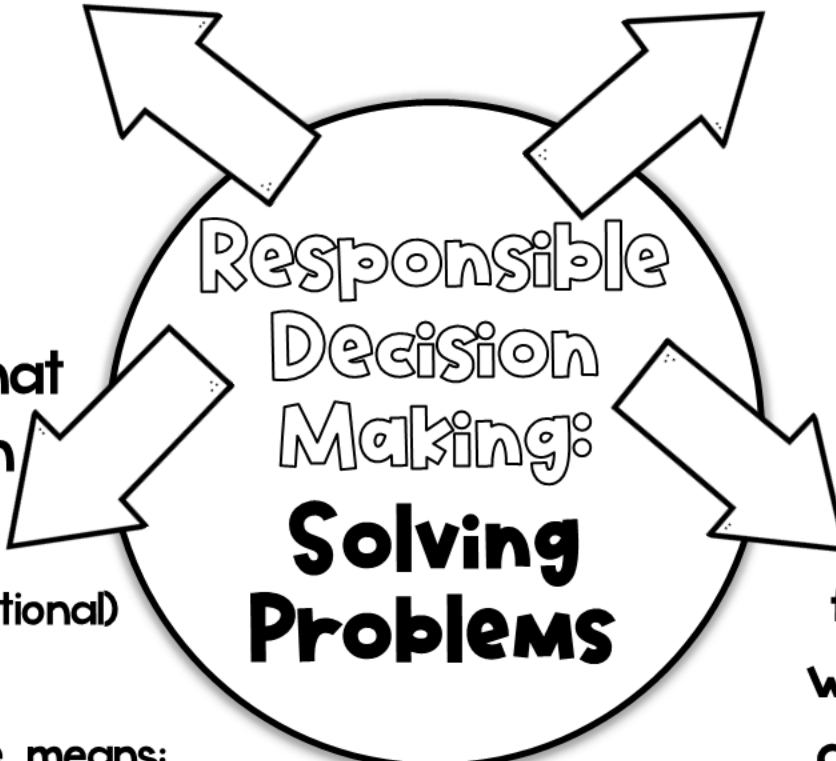
Pause and think if you can solve the problem.



Take turns and share.



Ask for what you need in assertive (not confrontational) way.



Negotiate for what you want. Agree on a compromise.



Assertive means:

Make eye contact and be firm but respectful while listening and considering the other person's thoughts and feelings.



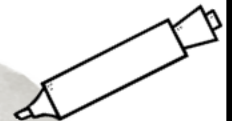
Compromise means:

An agreement where both people get something they want.

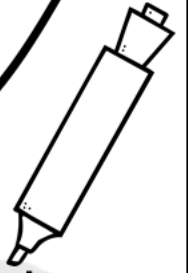
How will you problem solve instead of tattle?



Share a time you tattled when you could have problem solved:



Draw & Write




NAME: _____

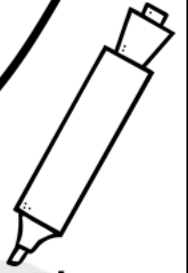
DATE: _____

Draw a situation that you tattled on someone.

Show what happened, how it felt, and what you would do different.



Draw & Write



NAME: _____

DATE: _____

Describe a situation that you tattled on someone.

Explain what happened, how it felt, and what you would do different.



Handwriting practice area consisting of ten sets of horizontal lines. Each set includes a solid top line, a dashed middle line, and a solid bottom line.

***Cut out and glue
to the top of the
writing page.**





What is your favorite Tattle Rule and why?

Handwriting practice lines consisting of solid top and bottom lines with a dashed middle line. There are four sets of these lines provided for writing.

Be a Danger
Ranger

Be a Problem
Solver

Now or
Later?

M.Y.O.B.



What is your favorite Tattle Rule and why?

Handwriting practice lines consisting of solid top and bottom lines with a dashed middle line. There are four sets of these lines provided for writing.

Be a Danger
Ranger

Be a Problem
Solver

Now or
Later?

M.Y.O.B.



Create your own Tattle Tongue

Draw your
tattle tongue
here



Describe how your tattle tongue looks:

Describe how your tattle tongue feels:

What happens to your tattle tongue when you tattle a lot?

By:

My Tattle Tongue



What happens to your tattle tongue when you tattle a lot?

By:

Tattle Rules

Be a Danger
Ranger

Be a Problem
Solver

Now or Later?

M.Y.O.B.

(Mind your own
beeswax)



Tattle Rules

Be a Danger Ranger

If someone is in danger then it's not Tattling, it's Telling! You must warn an adult if you or someone else is in danger or could be hurt.

Be a Problem Solver

Think if there is a way to solve the problem without involving an adult.

Now or Later?

Think if this problem is something that needs immediate attention now, or can wait till later.

M.Y.O.B. (Mind your own beeswax)

If the problem does not involve you, and no one is in danger, then mind your own business.





Tattle Tongue

What was Josh struggling with?

Tattling.

What did Josh's mom say happens when you tattle too much?

You get tattle tongue.

Why did no one want to be around Josh?

He tattled on them too much.

What did the Tattle Prince teach Josh?

The tattle rules.

When Josh tattled on his classmate when he took his pencil, what tattle rules did he break?

Rule #2: Be a problem-solver and Rule #3: Now or Later?

When Josh tattled on his brother for grabbing the remote, what tattle rule did he break?


Rule #2: Be a problem-solver.

When Josh tattled on Bobette for not sharing the tricky bars with Edith, what tattle rule was he breaking?

Rule #4: M.Y.O.B. (Mind your own beeswax).

What did Josh witness that he should have reported?

Bullying.



Think & Discuss



Put a checkmark on the Tattle Rule Josh should use in each situation.

When I see someone...

Be a
Danger
Ranger

Be a
Problem
Solver

Now or
Later?

M.Y.O.B.
(Mind your
own beeswax)

Out of their seat.



Breaking a law.



Breaking a class rule.



Cutting in line.



Not getting along with me.



Not Sharing with me.



Being bullied.



Being mean.



Doing something unsafe.



Taking something that does not belong to them.


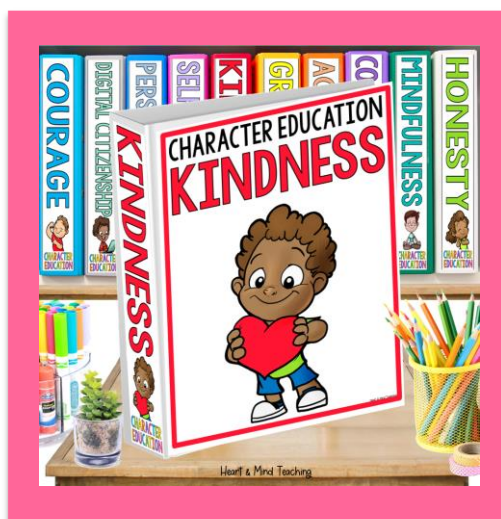

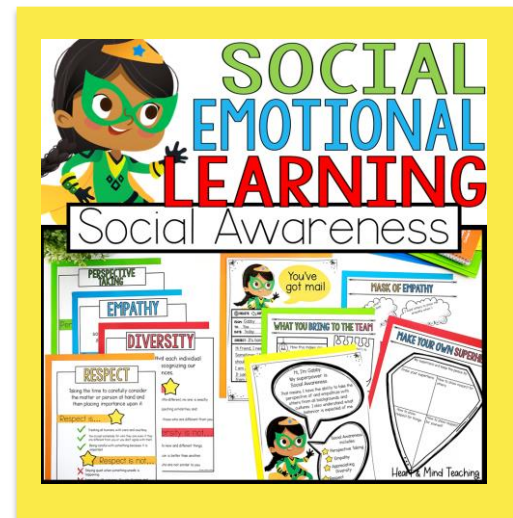




Ripping a paper.



CHECK THESE OUT

CLICK ON THE PICTURES TO GET A CLOSER LOOK.



COUNSELOR Collab

with Laura & Ashley



Would you like to spend less time browsing for resources and lesson planning, and more time serving students? Let Laura from [Music City Counselor](#) and Ashley from [Heart and Mind Teaching](#) do the work for you!

CLICK TO COLLAB

MEMBER Perks

- ♥ Data-driven resources by theme.
- ♥ \$35+ value of ready-to-use materials.
- ♥ Lessons, group curriculums, forms, & activities.
- ♥ Tier 1, 2, and 3 research-based resources.
- ♥ No contracts, cancel anytime.

HEART + MIND
TEACHING



THANK YOU

FOR SUPPORTING MY LITTLE SHOP.

Hi there! I'm Ashley- a School Counselor, curriculum developer, blogger, and mama to two young boys. I have a passion for creating fun and engaging resources for Counseling and Social Emotional Learning.

LET'S BE FRIENDS

Ashley

Access my
Freebie
Library



FOLLOW FOR EXCLUSIVE SAVINGS

New products are 50% off for 24hrs.

CLICK HERE

★ HOW CAN YOU EARN TPT CREDITS? When you leave feedback, TpT rewards you with credits that you can use toward future purchases.

ACCESS MY FREEBIE LIBRARY

Join my Newsletter to be informed of all future added freebies.

I WANT FREEBIES

TERMS OF USE

© Heart and Mind Teaching, 2023. All rights reserved. Purchase of this item entitles the purchaser the right to reproduce for classroom, personal, and google classroom use only. Use in multiple classrooms, requires the purchase of additional licenses. Redistribution or duplication of this product is strictly forbidden without the written permission of the publisher. Copying any part of this product and placing it on a publicly accessible website is strictly forbidden and is a violation of the Digital Millennium Copyright Act (DMCA). You may post this for single-classroom use on a password protected student site such as google classroom. **You may NOT post my products on any public, for-profit, or commercial websites or entities, such as Outschool.** Please do not sell or distribute any part of this as your own. Thank you for abiding by universally accepted codes of professional ethics while using this product.



If you have any questions or concerns please email me at:

heartandmindteaching@gmail.com

CREDITS

