



Hi there, I'm **Ashley**
I'm an Elementary School Counselor,
Curriculum Author, Blogger, and
Boy mama. I specialize in all
things Counseling & SEL.



SUBSCRIBE
and get freebies!



Join my newsletter [here](#) to unlock access to freebies!

Check out my website: HeartandMindTeaching.com

Contact me: HeartandMindTeaching@gmail.com



Please consider leaving a fair review, it really helps my small business.

THANK YOU

for supporting a small business



Google Slides

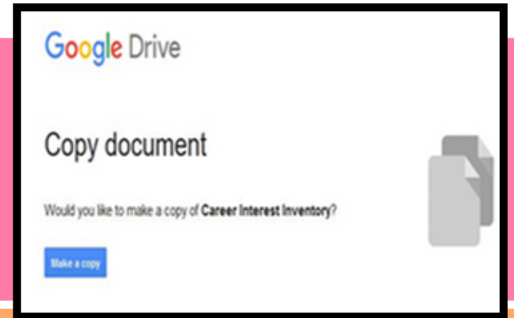
YOUR RESOURCE COMES WITH A DIGITAL VERSION FOR USE IN GOOGLE SLIDES VIA GOOGLE CLASSROOM. FOLLOW THESE STEPS TO UPLOAD YOUR RESOURCE.

Click here to get your copy:

[The Cool Bean](#)

1

You will be prompted to make a copy of the resource. Click on the blue box that says "Make a copy" and the resource will go directly into your Google drive.



2

Go to your Google Drive and locate the copy of the file. You can rename the file at this point or add/delete slides.

3

Next, go to your Google Classroom and add an assignment. Select the Google Drive Symbol and select the resource you want to assign.

4

From here, you should see a grey box that says "Students can view file." Click the grey box. A dropdown menu should appear. Select, "Make a copy for each student."

5

From here, you should see a grey box that says "Students can view file." Click the grey box. A dropdown menu should appear. Select, "Make a copy for each student."

YOU HAVE TO MAKE A COPY FOR EACH STUDENT! Otherwise, they will all be editing the same file.

Click "Assign" in the top right corner if you're ready to post! This product is meant to be used in "edit" mode (not "presentation" mode). Edit mode is the only mode that allows drag & drop and writing in text boxes.

Helpful links for using Google Classroom:

[Teacher Tips for using Google Classroom \(TPT blog\)](#)

[Getting Started with Google Classroom \(youtube video\)](#)



BOOK COMPANION



The Cool Bean by Jory John

Session Objective:

*Students will identify ways to show kindness, include others, and build positive relationships through their words and actions.

Materials:

*Book: The Cool Bean by Jory John.
*Handouts, scissors, tape/glue, pencils.

Guiding Questions:

*What are some ways to show kindness?
*How do acts of kindness help build positive relationships?

Session Details

*Say, "Today we are going to be reading a book called 'The Cool Bean' by Jory John. In it, Bean learns what it really means to be cool is to be kind." Read the book aloud. Have the students complete the story map as you are reading. Afterward, for grades K-1 use the Cut and Paste activity (p. 4-5), and for grades 2-5 use the Story Questions (p. 6-7) and the Think & Discuss pages (p. 8-11) to generate class/group discussion. Next, explain what perspective means. Say "Thinking about another person's perspective means you are thinking about how that person would view it as if you were looking at the situation from their eyes. For example, Bean's perspective might be that he really wants to be in the cool group again, while the Cool Beans' perspective might be that they did not know why he lost touch with them in the first place." Complete the perspective handout (p. 12). Say "Being able to accept yourself as you are and show kindness is what Bean learns. Let's look at ways to show kindness. Complete the SEL handout (p.13). Next, choose the best option on pages 14-17 for your students' writing ability and have them complete the writing prompt and writing craftivity. Next, say "Let's determine how we can show kindness to others and write it on our beans", complete the creative activity. The writing craftivity and/or creative activity make for a great bulletin board display.

ASCA Standards Alignment:

*Mindset: Sense of belonging in the school environment (M 3)
*Behavior: Social Skills: Positive, respectful and supportive relationships with students who are similar to and different from them.(B-SS 2)
*Behavior: Social Skills: Demonstrate empathy (B-SS 4)
*Behavior: Social Skills: Advocacy skills for self and others and ability to assert self, when necessary. (B-SS 8)

SEL Competencies:

*Social Awareness: Empathy, perspective-taking, respect for others.
*Relationship skills: Relationship building.

BOOK COMPANION



The Cool Bean by Jory John

Table of Contents



Story Map.....p. 5



Cut and Pastep. 6-7



Story Questionsp. 8-9



Think & Discussp. 10-12



Character Perspectivep. 13



Social-emotional Learningp. 14



Draw & Writep. 15-19



Writing Craftivityp. 20-23



Creative Activityp. 24-25



Postersp. 26-27



Answer Keysp. 28-29


NAME: _____

DATE: _____




Story Map


Setting:



The Cool Bean by Jory John




Characters:




Beginning:



Middle:



End:



Problem:



Solution:



NAME: _____

DATE: _____



Cut & Paste

Cut and paste the situations into the correct spot if they are being kind or unkind.

Kind & Cool

Unkind & Uncool

Unkind & Uncool

Kind & Cool

Unkind & Uncool

Unkind & Uncool

Kind & Cool

Unkind & Uncool

Unkind & Uncool



Cut out each situation card and paste it in the correct spot on the previous page.

Include others.



Exclude others.



Uses mean words.



Makes fun of other people.



Laughs at others.



Lifts others up and cheers them on.



Gives compliments.



Gossips about others.




Insults people online.



NAME: _____



DATE: _____

Story 
Questions

The Cool Bean



What happened with the big pod of beans?

What happened to the other beans in the pod?



What did cool Bean try to do to be cool?

Did all the changes he make turn him cool?



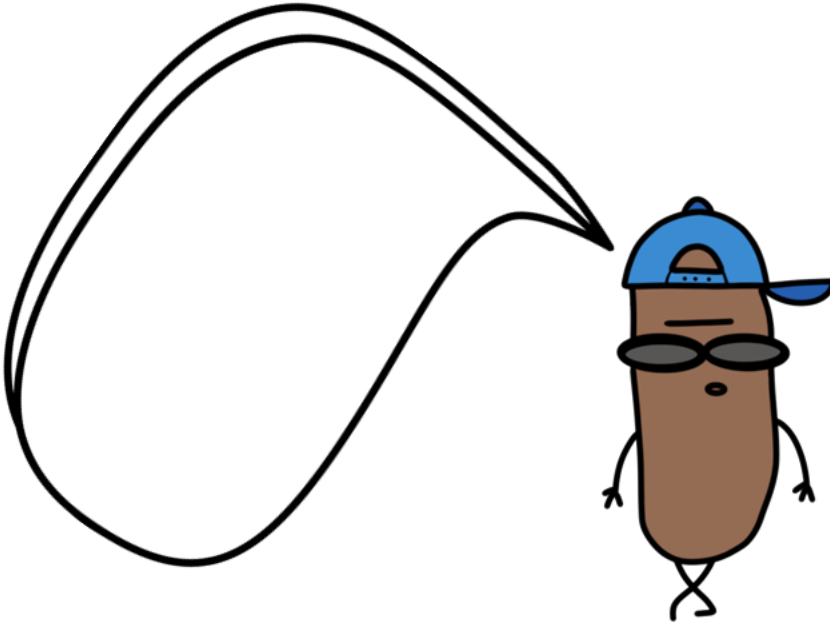
NAME: _____

DATE: _____


Story 
Questions

The Cool Bean


What did one of the cool Beans do in the cafeteria?




What happened in class that embarrassed Bean?



What did one of the cool Beans do to help?



What did the cool Beans do to help Bean gain confidence?



NAME: _____

DATE: _____



Think & Discuss



What does it mean to be "cool"?

How can someone make others feel welcome?



Why is it important to include others?





NAME: _____

DATE: _____



Think &
Discuss


Would you rather be popular or kind? Why?



What qualities make a good friend?



What makes you special just the way you are?



NAME: _____

DATE: _____




Read the situations and decide how to respond in a kind way.


A new student joins your class today. During lunch, you notice they are sitting alone and looking around the cafeteria.



Your classmate is about to present a project to the class. They look nervous and keep saying they are worried about making a mistake.



Several students are playing a game at recess. One student keeps trying to join, but no one is inviting them to play.



A student accidentally drops all of their books in the hallway. Some students laugh while the student looks embarrassed.




NAME: _____

DATE: _____



Think &
Discuss



Put a checkmark on each action,
determining if it is being kind or not.

Kind

Not Kind

	Kind	Not Kind
Invites someone to join a game.		
Laughs when someone makes a mistake.		
Shares supplies with a classmate.		
Gives a compliment.		
Ignores someone sitting alone.		
Refuses to let others join.		
Helps a new student.		
Uses kind words when upset.		
Leaves someone out on purpose.		
Includes everyone in a group activity.		
Encourages a friend who is struggling.		

Character Perspective



NAME: _____

DATE: _____

Think about the different perspectives that each character from the book might have. Write in the boxes below what you think their perspectives might be.




Bean



Perspective means:

A way of thinking about and understanding something; a point of view.

Cool Beans



Social Emotional Learning



NAME: _____

DATE: _____

Encourage others when they need to be cheered up.



Invite someone to play who is new or left out.



Include others and make them feel welcome.



Use kind words, give compliments.



Relationship Skills
Relationship Building

What are three ways you can help others feel welcome at school?

How would you help someone who felt left out?




Relationship building means:

Getting along with others by being kind, respectful, and caring.


NAME: _____

DATE: _____


Draw & Write



Draw a time when you showed kindness to someone. How did it make you feel?




Draw & Write



NAME: _____


DATE: _____

Describe & draw a time when you showed kindness to someone. How did it make you feel?



Handwriting practice lines consisting of solid top and bottom lines with a dashed middle line. There are eight sets of these lines provided for writing.

Draw & Write




NAME: _____


DATE: _____

Think about a time when you showed kindness to someone. How did it make you feel?

Handwriting practice area with multiple sets of three horizontal lines (top solid, middle dashed, bottom solid).



***Cut out and glue
to the top of the
writing page.**





What does being “cool” mean
to you? Explain.

Handwriting practice lines consisting of solid top and bottom lines with a dashed middle line, repeated multiple times for writing.



What does being “cool” mean
to you? Explain.


Handwriting practice lines consisting of solid top and bottom lines with a dashed middle line, repeated five times for writing.

my COOL BEAN Jar



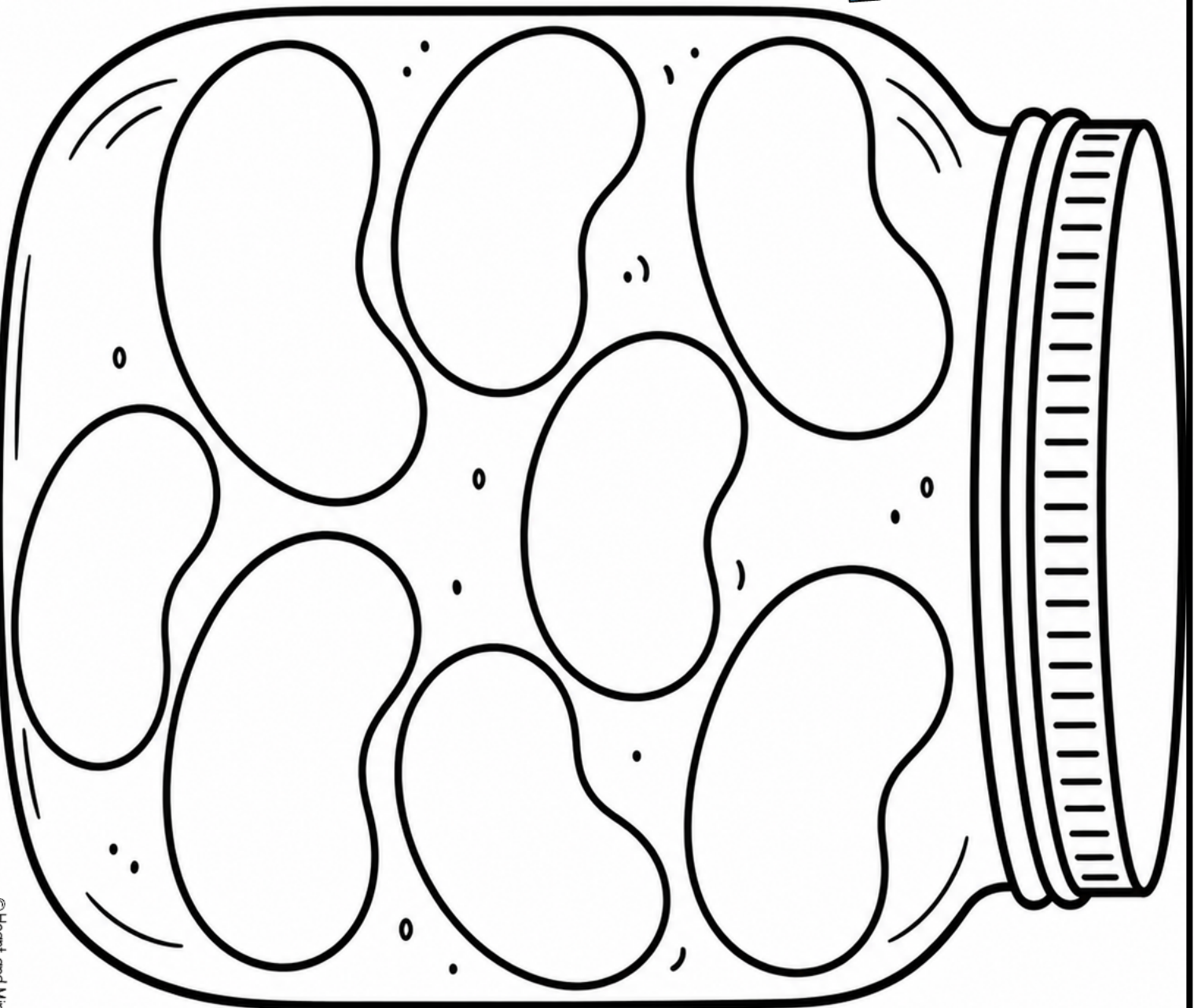
In each bean, write a kind act you want to do.

By:



my COOL BEAN Jar

In each bean,
write a kind act
you want to do.



By:

I can be **COOL & KIND** by...

Respecting
differences

Showing
empathy


Using
encouraging
words

Including
others

Helping
others

Inviting
someone
to play


Standing
up for
others



WHAT MAKES ME COOL

a Cool Bean Worksheet

Being cool isn't about being popular.

It's about being kind, being yourself, and making others feel welcome! 

My Strengths

I'm good at...



Things I Love

I enjoy...

How I'm Kind

I show kindness by...

What Makes Me Unique

I'm special because...

Ways I Help Others

I help others by...

I Am Proud Of...


COOL BEAN REMINDERS

-  I am kind.
-  I respect others.
-  I include everyone.
-  I am a good friend.
-  I am me... and that's cool!



 Its cool to be kind 

MY COOL BEAN PROMISE

This week,
I will be a Cool Bean by... 



The Cool Bean

What happened with the big pod of beans?

They stopped seeing each other as much.

What happened to the other beans in the pod?

They became cool.

What did cool bean try to do to be cool?

He wore sunglasses, slicked his hair back, strutted around, and swaggered.

Did all the changes he make turn him cool?

No

What did one of the cool beans do in the cafeteria?

He helped Bean clean up his spill.

What happened in class that embarrassed Bean?


Everyone laughed at him

What did one of the cool beans do to help?

She told him the teacher asked him to read from page 32, she helped him.

What did the cool beans do to help bean gain confidence?

They showed him kindness.



Put a checkmark on each action, determining if it is being kind or not.

	Kind	Not Kind
Invites someone to join a game.	✓	
Laughs when someone makes a mistake.		✓
Shares supplies with a classmate.	✓	
Gives a compliment.	✓	
Ignores someone sitting alone.		✓
Refuses to let others join.		✓
Helps a new student.	✓	
Uses kind words when upset.	✓	
Leaves someone out on purpose.		✓
Includes everyone in a group activity.	✓	
Encourages a friend who is struggling.	✓	

Black & White Version

BOOK COMPANION



The Cool Bean by Jory John

Session Objective:

*Students will identify ways to show kindness, include others, and build positive relationships through their words and actions.

Materials:

*Book: The Cool Bean by Jory John.
*Handouts, scissors, tape/glue, pencils.

Guiding Questions:

*What are some ways to show kindness?
*How do acts of kindness help build positive relationships?

Session Details

*Say, "Today we are going to be reading a book called 'The Cool Bean' by Jory John. In it, Bean learns what it really means to be cool is to be kind." Read the book aloud. Have the students complete the story map as you are reading. Afterward, for grades K-1 use the Cut and Paste activity (p. 4-5), and for grades 2-5 use the Story Questions (p. 6-7) and the Think & Discuss pages (p. 8-11) to generate class/group discussion. Next, explain what perspective means. Say "Thinking about another person's perspective means you are thinking about how that person would view it as if you were looking at the situation from their eyes. For example, Bean's perspective might be that he really wants to be in the cool group again, while the Cool Beans' perspective might be that they did not know why he lost touch with them in the first place." Complete the perspective handout (p. 12). Say "Being able to accept yourself as you are and show kindness is what Bean learns. Let's look at ways to show kindness. Complete the SEL handout (p.13). Next, choose the best option on pages 14-17 for your students' writing ability and have them complete the writing prompt and writing craftivity. Next, say "Let's determine how we can show kindness to others and write it on our beans", complete the creative activity. The writing craftivity and/or creative activity make for a great bulletin board display.

ASCA Standards Alignment:

*Mindset: Sense of belonging in the school environment (M 3)
*Behavior: Social Skills: Positive, respectful and supportive relationships with students who are similar to and different from them.(B-SS 2)
*Behavior: Social Skills: Demonstrate empathy (B-SS 4)
*Behavior: Social Skills: Advocacy skills for self and others and ability to assert self, when necessary. (B-SS 8)

SEL Competencies:

*Social Awareness: Empathy, perspective-taking, respect for others.
*Relationship skills: Relationship building.

BOOK COMPANION



The Cool Bean by Jory John

Table of Contents



Story Map.....p. 5



Cut and Pastep. 6-7



Story Questionsp. 8-9



Think & Discussp. 10-12



Character Perspectivep. 13



Social-emotional Learningp. 14



Draw & Writep. 15-19



Writing Craftivityp. 20-23



Creative Activityp. 24-25



Postersp. 26-27



Answer Keysp. 28-29

NAME: _____

DATE: _____




Story Map

Setting:



The Cool Bean by Jory John




Characters:



Beginning:



Middle:



End:



Problem:



Solution:



NAME: _____

DATE: _____



Cut & Paste

Cut and paste the situations into the correct spot if they are being kind or unkind.

Kind & Cool

Unkind & Uncool

Unkind & Uncool

Kind & Cool

Unkind & Uncool

Unkind & Uncool

Kind & Cool

Unkind & Uncool

Unkind & Uncool

Cut out each situation card and paste it in the correct spot on the previous page.

Include others.



Exclude others.



Uses mean words.



Makes fun of other people.




Laughs at others.



Lifts others up and cheers them on.



Gives compliments.



Gossips about others.



Insults people online.



NAME: _____



DATE: _____

Story 
Questions

The Cool Bean

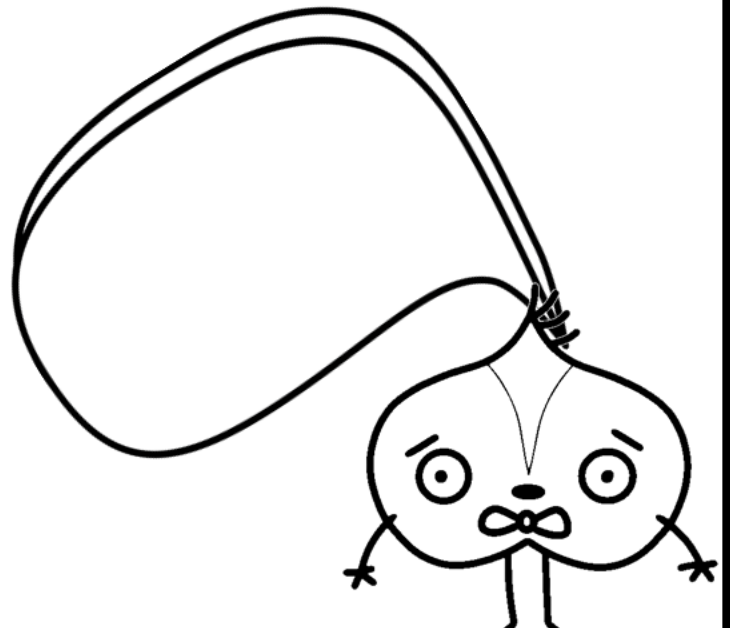

What happened with the big pod of beans?

What happened to the other beans in the pod?



What did cool Bean try to do to be cool?

Did all the changes he make turn him cool?



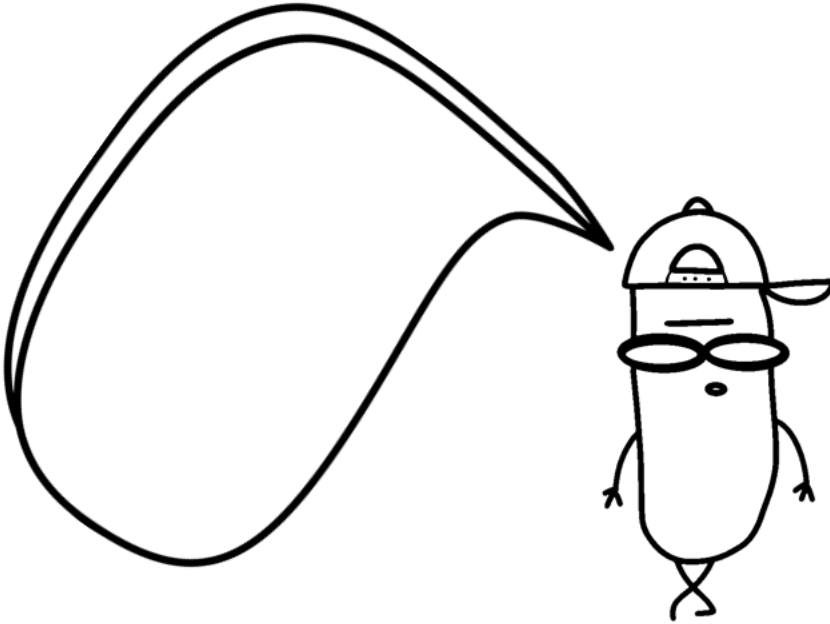
NAME: _____

DATE: _____


Story 
Questions

The Cool Bean


What did one of the cool Beans do in the cafeteria?




What happened in class that embarrassed Bean?



What did one of the cool Beans do to help?




What did the cool Beans do to help Bean gain confidence?



NAME: _____

DATE: _____



Think &
Discuss



What does it mean to be "cool"?

How can someone make
others feel welcome?




Why is it important to include
others?




NAME: _____

DATE: _____





Think &
Discuss

Would you rather be popular or kind? Why?




What qualities make a good friend?

What makes you special just the way you are?



NAME: _____


DATE: _____




Think &
Discuss

Read the situations and decide how to respond in a kind way.


A new student joins your class today. During lunch, you notice they are sitting alone and looking around the cafeteria.




Your classmate is about to present a project to the class. They look nervous and keep saying they are worried about making a mistake.



Several students are playing a game at recess. One student keeps trying to join, but no one is inviting them to play.




A student accidentally drops all of their books in the hallway. Some students laugh while the student looks embarrassed.




NAME: _____

DATE: _____



Think &
Discuss



Put a checkmark on each action,
determining if it is being kind or not.

Kind

Not Kind

	Kind	Not Kind
Invites someone to join a game.		
Laughs when someone makes a mistake.		
Shares supplies with a classmate.		
Gives a compliment.		
Ignores someone sitting alone.		
Refuses to let others join.		
Helps a new student.		
Uses kind words when upset.		
Leaves someone out on purpose.		
Includes everyone in a group activity.		
Encourages a friend who is struggling.		

NAME: _____

DATE: _____

Character Perspective



Think about the different perspectives that each character from the book might have. Write in the boxes below what you think their perspectives might be.




Bean



Perspective means:

A way of thinking about and understanding something; a point of view.

Cool Beans



Social Emotional Learning



NAME: _____

DATE: _____


Encourage others when they need to be cheered up.



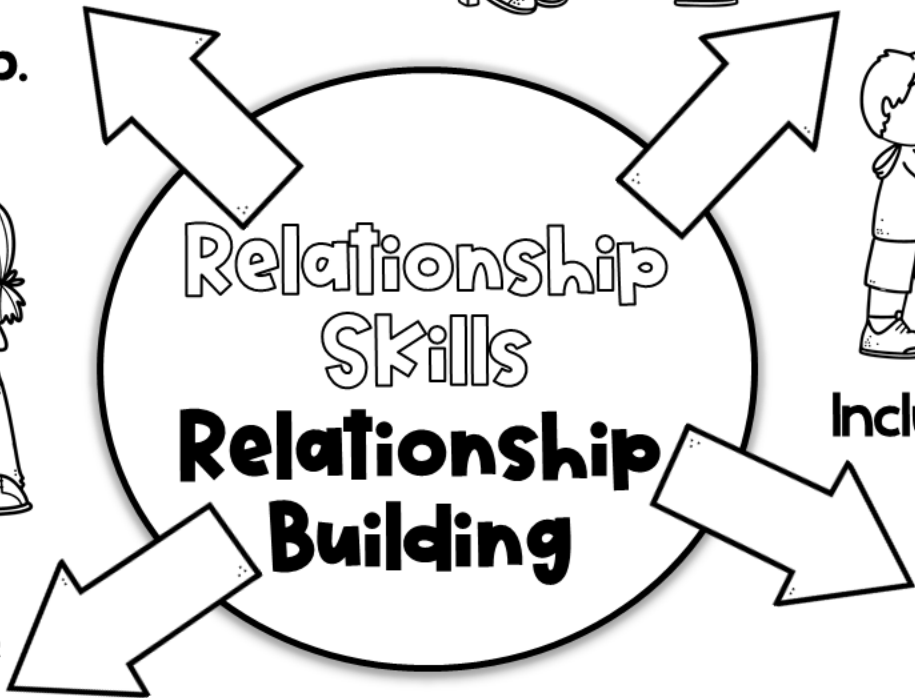
Invite someone to play who is new or left out.



Use kind words, give compliments.



Include others and make them feel welcome.



Relationship Skills
Relationship Building

What are three ways you can help others feel welcome at school? 

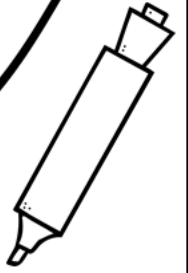
How would you help someone who felt left out? 



Relationship building means:

Getting along with others by being kind, respectful, and caring.



Draw & Write



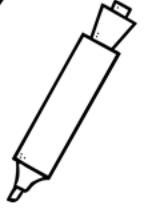
NAME: _____

DATE: _____

Draw a time when you showed kindness to someone. How did it make you feel?




Draw & Write



NAME: _____

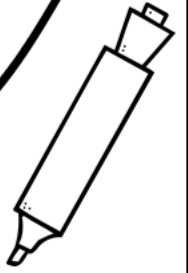
DATE: _____

Describe & draw a time when you showed kindness to someone. How did it make you feel?



Handwriting practice lines consisting of solid top and bottom lines with a dashed middle line. There are seven sets of these lines provided for writing.

Draw & Write




NAME: _____


DATE: _____

Think about a time when you showed kindness to someone. How did it make you feel?

Handwriting practice area with multiple sets of three horizontal lines (top solid, middle dashed, bottom solid).



***Cut out and glue
to the top of the
writing page.**





What does being “cool” mean to you? Explain.

Handwriting practice lines consisting of solid top and bottom lines with a dashed middle line. There are ten sets of these lines provided for writing the response.



What does being “cool” mean
to you? Explain.

Handwriting practice lines consisting of solid top and bottom lines with a dashed middle line, repeated four times.


my COOL

BEAN Jar



In each bean, write a kind act you want to do.

By:



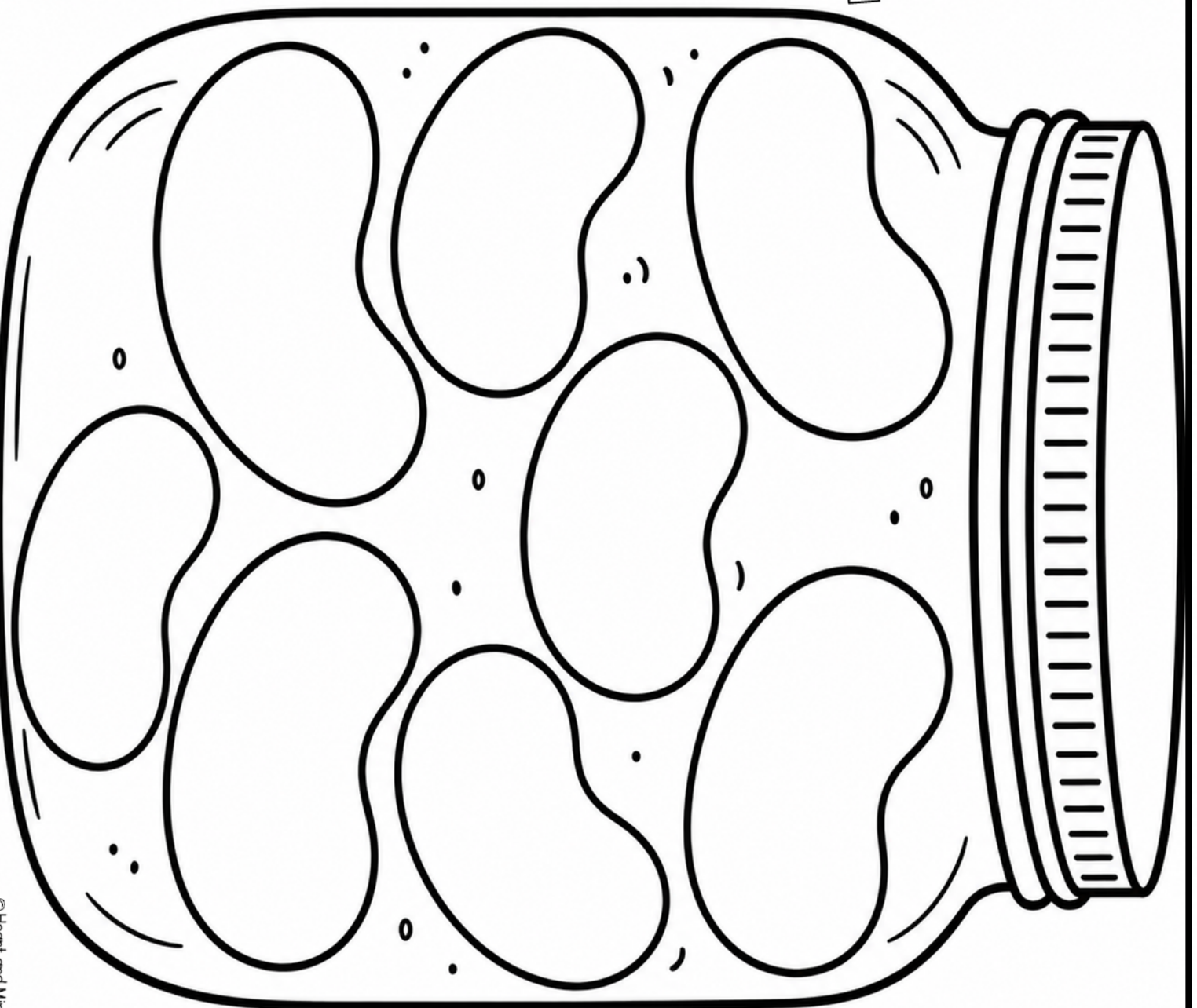
my

COOL

BEAM

Jar

In each bean,
write a kind act
you want to do.



By:

I can be COOL & KIND by...

Respecting
differences

Showing
empathy


Using
encouraging
words

Including
others

Helping
others


Inviting
someone
to play

Standing
up for
others



WHAT MAKES ME COOL

a Cool Bean Worksheet

Being cool isn't about being popular.
It's about being kind, being yourself, and making others feel welcome! 

My Strengths

I'm good at...



Things I Love

I enjoy...


How I'm Kind

I show kindness by...

What Makes Me Unique






I'm special because...

Ways I Help Others

I help others by... 

I Am Proud Of...



COOL BEAN REMINDERS

-  I am kind.
-  I respect others.
-  I include everyone.
-  I am a good friend.
-  I am me... and that's cool!



MY COOL BEAN PROMISE

This week,
I will be a Cool Bean by...

 Its cool to be kind 



The Cool Bean

What happened with the big pod of beans?

They stopped seeing each other as much.

What happened to the other beans in the pod?

They became cool.

What did cool bean try to do to be cool?

He wore sunglasses, slicked his hair back, strutted around, and swaggered.

Did all the changes he make turn him cool?

No

What did one of the cool beans do in the cafeteria?

He helped Bean clean up his spill.

What happened in class that embarrassed Bean?


Everyone laughed at him

What did one of the cool beans do to help?


She told him the teacher asked him to read from page 32, she helped him.

What did the cool beans do to help bean gain confidence?

They showed him kindness.



Think & Discuss



Put a checkmark on each action, determining if it is being kind or not.

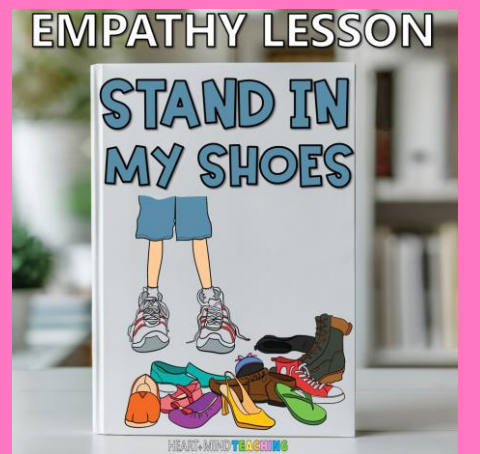
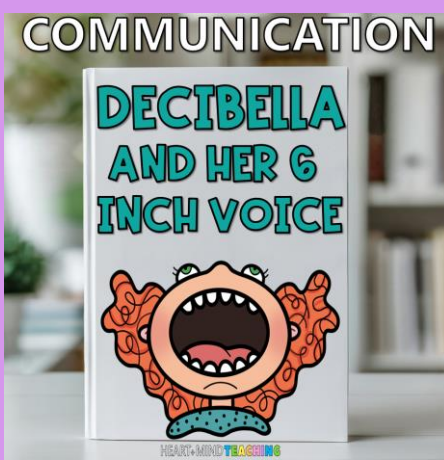


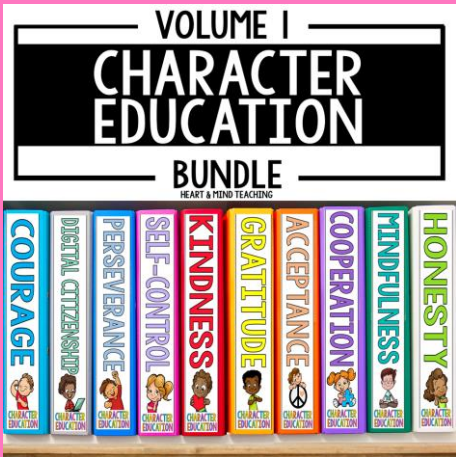
	Kind	Not Kind
Invites someone to join a game.	✓	
Laughs when someone makes a mistake.		✓
Shares supplies with a classmate.	✓	
Gives a compliment.	✓	
Ignores someone sitting alone.		✓
Refuses to let others join.		✓
Helps a new student.	✓	
Uses kind words when upset.	✓	
Leaves someone out on purpose.		✓
Includes everyone in a group activity.	✓	
Encourages a friend who is struggling.	✓	



Resources made
WITH LOVE
By a real Counselor

We think you're
going to love
these too!

Best Selling Resources



THE **CURRICULUM**
*YOU HAVE BEEN
SEARCHING
FOR



www.counselorcollab.com

Counselor Collab Prek-8th grade Membership

Would you like to spend less time browsing for resources and lesson planning, and more time serving students? Let us do the work for you!



terms of use

© Heart and Mind Teaching, 2026. All rights reserved. Purchase of this item entitles the purchaser the right to reproduce for classroom, personal, and google classroom use only. Use in multiple classrooms, requires the purchase of additional licenses. Redistribution or duplication of this product is strictly forbidden without the written permission of the publisher. Copying any part of this product and placing it on a publicly accessible website is strictly forbidden and is a violation of the Digital Millennium Copyright Act (DMCA). You may post this for single-classroom use on a password protected student site such as google classroom. **You may NOT post my products on any public, for-profit, or commercial websites or entities, such as Outschool.** Please do not sell or distribute any part of this as your own. Thank you for abiding by universally accepted codes of professional ethics while using this product.



If you have any questions or concerns, please email me at:
heartandmindteaching@gmail.com



credits

