

o MUSIC  city COUNSELOR


THANK YOU FOR YOUR
PURCHASE!



Hey y'all, Laura here! I so appreciate when you please take a moment to leave a review on my resources on my TpT Store. Thanks for your support! Enjoy the resource!

♥ *laura oathout*

LET'S CONNECT!



For helpful ideas, engaging resources, and freebies, please check out my website and membership!

o ♥ **WEBSITE:** www.musiccitycounselor.com

♥ **MEMBERSHIP:** www.counselorcollab.com

DIRECTIONS:

This Valentine's Day seek-and-find activity focuses on feelings identification.

To play, students count how many of each feelings face they can find, then write the number on the line at the bottom.

6 feelings are included for each design: happy, sad, angry, nervous, surprised, excited, grumpy, and scared.

6 different clipart options are included: candy hearts, love bugs, love monsters, cupcakes, valentines, and cupids.


Questions, comments, or suggestions? Please contact me any time at laura@musiccitycounselor.com. I'm here to help!









PS I SO appreciate when you please take a moment to leave a review on my resources on my TpT store. It earns you credits towards future purchases, helps other educators find quality resources, and helps my small business grow! 😊


Name: _____

CANDY HEART FIND THE FEELINGS

Count how many of each feeling you find. Write the number on the line.




Happy Candy Heart  _____	Angry Candy Heart  _____	Surprised Candy Heart  _____	Grumpy Candy Heart  _____
Sad Candy Heart  _____	Nervous Candy Heart  _____	Excited Candy Heart  _____	Scared Candy Heart  _____




Name: _____

LOVE BUGS FIND THE FEELINGS

Count how many of each feeling you find. Write the number on the line.




Happy Love Bug	Angry Love Bug	Surprised Love Bug	Grumpy Love Bug
Sad Love Bug	Nervous Love Bug	Excited Love Bug	Scared Love Bug




Name: _____

LOVE MONSTER FIND THE FEELINGS

Count how many of each feeling you find. Write the number on the line.




Happy Love Monster _____	Angry Love Monster _____	Surprised Love Monster _____	Grumpy Love Monster _____
Sad Love Monster _____	Nervous Love Monster _____	Excited Love Monster _____	Scared Love Monster _____











Name: _____

CUPCAKES FIND THE FEELINGS

Count how many of each feeling you find. Write the number on the line.




Happy Cupcake  _____	Angry Cupcake  _____	Surprised Cupcake  _____	Grumpy Cupcake  _____
Sad Cupcake  _____	Nervous Cupcake  _____	Excited Cupcake  _____	Scared Cupcake  _____












Name: _____

VALENTINE FIND THE FEELINGS

Count how many of each feeling you find. Write the number on the line.




Happy Valentine 	Angry Valentine 	Surprised Valentine 	Grumpy Valentine 
Sad Valentine 	Nervous Valentine 	Excited Valentine 	Scared Valentine 












Name: _____

CUPID FIND THE FEELINGS

Count how many of each feeling you find. Write the number on the line.



Happy Cupid 	Angry Cupid 	Surprised Cupid 	Grumpy Cupid 
Sad Cupid 	Nervous Cupid 	Excited Cupid 	Scared Cupid 



TERMS OF USE:

- Make copies for the purchaser's classroom AND share copies with other educators within your school building
- Reference (without distribution) this product in blog posts, seminars, professional development workshops, or other such venues provided there is both credit given to myself as the author and a link back to my TpT store included in the post/presentation

YOU MAY

- Claim the work as your own, alter the files in any way, or remove/attempt to remove the copyright
- Share this product with educators outside of your school building
- Repackage, sell, or giveaway this product to others
- Offer to share this product anywhere on the internet as a download or copy

YOU MAY NOT



Please contact me any time at laura@musiccitycounselor.com with questions, suggestions, resource requests, or comments. I'm here to help and would love to hear from you!

♥ *laura outhout*

THIS RESOURCE WAS MADE POSSIBLE THANKS TO:

