

THANK YOU FOR YOUR PURCHASE!



Did you know that when you leave feedback on TPT you earn credits towards future purchases?

★★★★★ Extremely satisfied

I truly appreciate your feedback to help my little store grow.

LET'S BE FRIENDS

Access my
Freebie
Library



Stay updated on new product announcements (they are 50% off for the first 24 hrs posted!) by following me on TPT, checking out my website, and subscribing to my newsletter.



If you have any questions or concerns please email me at:

heartandmindteaching@gmail.com

♥
Ashley

GOOGLE SLIDES

Your resource comes with a digital version for use in Google Slides via Google Classroom. Follow these steps to upload your resource.

1 Click here  [The "I" in Kind Book Companion](#)

2 You will be prompted to make a copy of the resource. Click on the blue box that says "Make a copy" and the resource will go directly into your Google drive.

Google Drive

Copy document

Would you like to make a copy of Career Interest Inventory?

Make a copy



3 Go to your Google Drive and locate the copy of the file. You can rename the file at this point or add/delete slides.

4 Next, go to your Google Classroom and add an assignment. Select the Google Drive Symbol and select the resource you want to assign.

5 From here, you should see a grey box that says "Students can view file." Click the grey box. A dropdown menu should appear. Select, "Make a copy for each student."

YOU HAVE TO MAKE A COPY FOR EACH STUDENT!

Otherwise they will all be editing the same file.

Click "Assign" in the top right corner if you're ready to post!

This product is meant to be used in "edit" mode (not "presentation" mode). Edit mode is the only mode that allows drag & drop and writing in text boxes.

Helpful links for using Google Classroom:

[Teacher Tips for using Google Classroom \(TPT blog\)](#)

[Getting Started with Google Classroom \(youtube video\)](#)

BOOK COMPANION



Will you be the "I" in Kind? by Julia Cook

This book companion lesson was created with written permission from the author.

Session Objective:

*Students will identify ways to show kindness.

Materials:

*Book: "Will you be the "I" in Kind?" by Julia Cook

*Handouts, scissors, tape/glue, pencils.

Guiding Questions:

*What are some ways to show kindness to others?

*How does showing kindness help everyone?

ASCA Standards Alignment:

*Mindset: Self-confidence in ability to succeed. (M 4)

*Behavior: Social Skills: Empathy. (B-SS 4)

*Behavior: Social Skills: Ethical decision-making and social responsibility. (B-SS 5)

SEL Competencies:

*Social Awareness: Empathy.

Session Details

*Say "Today we are going to be reading a book called "Will you be the "I" in Kind?" by Julia Cook. In it, the word kind is missing the letter I. We learn how to help get the I back with different acts of kindness." Read the book aloud. Have the students complete the story map as you are reading. Afterward, for grades K-1 use the Cut and Paste activity (p. 4-5), and for grades 2-5 use the Story Questions (p. 6-7) and the Think & Discuss pages (p. 8-11) to generate class/group discussion. Next, explain what perspective means. Say "Thinking about another person's perspective means you are thinking about how that person would view it as if you were looking at the situation from their eyes. For example, The girl's perspective might be that she really wants her ice cream but also wants to help the boy, while the boy's perspective might be that he was really looking forward to his ice cream. Complete the perspective handout (p. 12). Say "Using Empathy is important when talking about kindness because it helps us think about how someone else might be feeling. Let's go over some ways to show Empathy" Complete the SEL handout (p.13). Next, choose the best option on pages 14-17 for your students writing ability and have them complete the writing prompt and writing craftivity. Next, say "Let's make the I in Kind", complete the creative activity. The writing craftivity and/or creative activity make for a great bulletin board display.

BOOK COMPANION



Will you be the "I" in Kind? by Julia Cook

Table of Contents



Story Map.....p. 5



Cut and Pastep. 6-7



Story Questionsp. 8-9



Think & Discussp. 10-12



Character Perspectivep. 13



Social-emotional Learningp. 14



Draw & Writep. 15-19



Writing Craftivityp. 20-23



Creative Activityp. 24-25



Postersp. 26-27



Answer Keysp. 28-29

NAME: _____


DATE: _____




Story Map



Setting:



**Will you
be the "I"
in Kind?
by Julia
Cook**



Characters:



Beginning:



Middle:



End:



Problem:



Solution:

NAME: _____

DATE: _____



Cut & Paste

Cut and paste to the correct box if the action is kind or unkind.

Kind

Kind

Unkind

Kind

Kind

Unkind

Kind

Kind

Unkind

Cut each to the correct box if the action is kind or unkind.

Smile at others.



Help out when you can.



Leaving a mess.



Pick up litter.




Compliment others.



Being unfriendly.



Let someone go ahead of you in line.



Give to others without expecting something back.




Ignoring how others feel.




NAME: _____

DATE: _____

Story 
Questions

Will you be the "I" in Kind?

What letter was Kind missing?
missing?



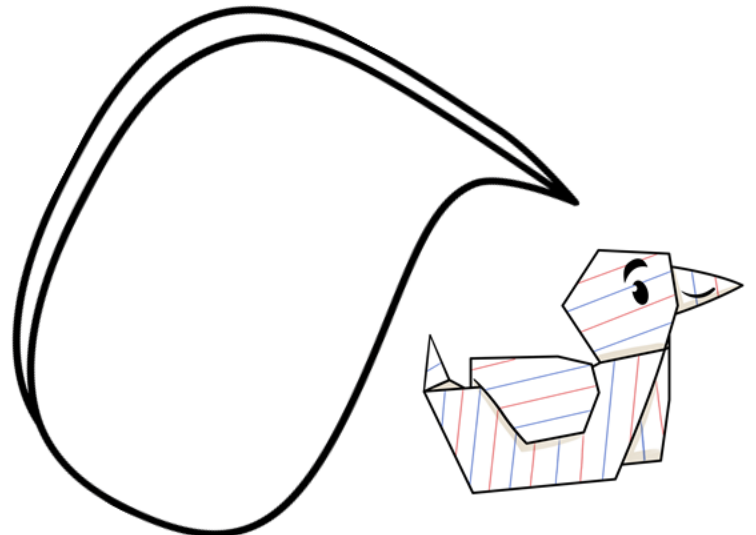
What happened when the boy smiled at others?



What did the girl do to help a boy in need?




What did the girl do when she saw litter on the ground?




NAME: _____

DATE: _____

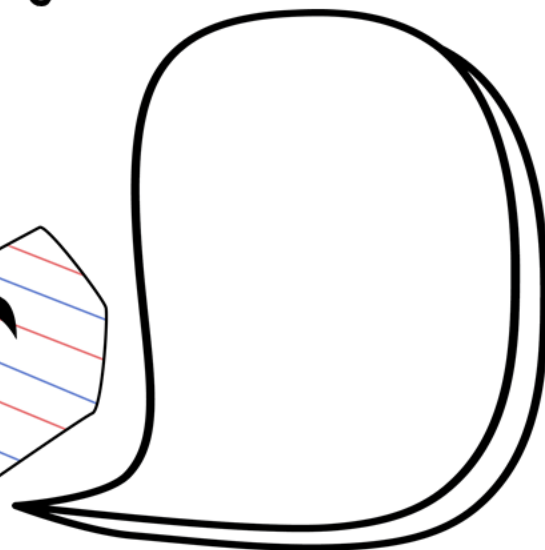

Story 
Questions

Will you be the "I" in Kind?


How did the boy show interest to the older man in the park?



What kind act did the boy at the merry go round do?



What virtue did the boy show?



What kind act did the girl at the ice cream stand do?



NAME: _____

DATE: _____



Think & Discuss



What happens when we are kind to others?

What are some ways to be kind to others?



How will you be the "I" in Kind?





NAME: _____

DATE: _____




Think &
Discuss

Can kindness sometimes be misunderstood or taken advantage of? How do we navigate this?



Can small acts of kindness have a ripple effect in society? Can you share any examples?

How does practicing kindness benefit both the giver and the receiver?




NAME: _____

DATE: _____




Read the situations and think about how you can show kindness to the person.

You notice your friend eyeing your treat at lunch, he doesn't have a treat.




Your mom is really struggling to get all the chores done and looks very stressed.



The playground is a mess and has litter all over.



Your classmate is really struggling to understand the assignment.




NAME: _____

DATE: _____



Think & Discuss



Put a checkmark on which each example is showing, kind or unkind behaviors.

Kind

NOT Kind

	Kind	NOT Kind
Help keep the school grounds clean by picking up litter.		
Walk through a doorway without holding the door for the person behind you.		
Offer to help a classmate with their schoolwork or explain a difficult concept.		
Not listening to someone.		
Invite classmates who seem lonely to join in games during recess.		
Share school supplies with classmates who might need them.		
Laughing at a joke making fun of another person.		
Write and leave kind notes for classmates, teachers, or school staff.		
Refusing to share with a classmate.		
Showing bad manners.		
Assist a younger student with tying their shoelaces or carrying heavy items.		

Character Perspective



NAME: _____

DATE: _____

Think about the different perspectives of each character from the book.

Write in the boxes below what you think their perspectives might be.



The girl at the ice cream stand



Perspective means:

A way of thinking about and understanding something; a point of view.



The boy who dropped his ice cream

NAME: _____

DATE: _____

Social Emotional Learning



Comfort a friend who is sad or upset by sitting with them, offering a hug, or saying kind words.



Notice and acknowledge others' feelings by saying things like, "You seem upset. Are you okay?"



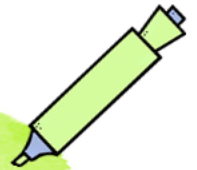
Social Awareness Empathy




Perform small acts of kindness like holding the door open, helping with chores, or picking up something someone dropped.

Try to imagine how others might feel in a given situation by asking oneself, "How would I feel if this happened to me?"

During what situations do you struggle to show empathy?



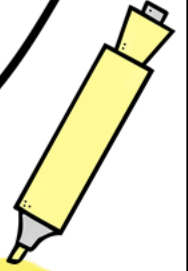
What can you do to make sure you are showing empathy?



Empathy means:

The ability to understand and share the feelings of another.

Draw & Write




NAME: _____


DATE: _____

Draw a situation that you were kind to someone.

Show what happened, how it felt, and what you learned from it.



Draw & Write




NAME: _____

DATE: _____

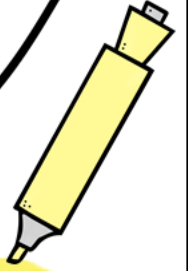
Describe a situation that you were kind to someone.

Show what happened, how it felt, and what you learned from it.



Four sets of horizontal writing lines, each consisting of a solid top line, a dashed middle line, and a solid bottom line.

Draw & Write




NAME: _____

DATE: _____

Describe a situation that you were kind to someone.

Explain what happened, how it felt, and what you learned from it.

Handwriting practice area with 10 sets of lines. Each set consists of a solid top line, a dashed middle line, and a solid bottom line.





***Cut out and
glue to the top
of the writing
page.**



: Plan a **random act of kindness** that
you will do.

Handwriting practice lines consisting of solid top and bottom lines with a dashed middle line. There are ten sets of these lines provided for writing.



: Plan a **random act of kindness** that
you will do.

Handwriting practice area consisting of four sets of horizontal lines. Each set includes a solid top line, a dashed middle line, and a solid bottom line, providing a guide for letter height and placement.





How to be the "I" IN KIND

By:

A large, white, rounded rectangular box with a black outline, intended for writing the author's name.

Write inside
the "I" how
you will show
kindness.



How to be the "I" IN KIND

Give Compliments.
Express Gratitude.

Pick up
litter.

Help
others.

Share.


Smile.

Listen.

Comfort.


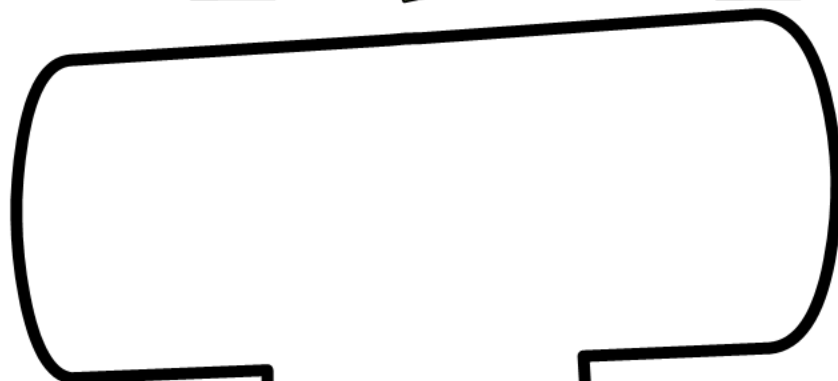
Give to others.

Include everyone.



How to be the

"I" IN KIND





Will you be the "I" in Kind?

What letter was Kind missing?

I

What happened when the boy smiled at others?

They smiled back.

What did the girl do to help a boy in need?

Helped him up when he fell.

What did the girl do when she saw litter on the ground?

Threw it in the trash

How did the boy show interest to the older man in the park?

He complimented his art work.

What kind act did the boy at the merry go round do?

He let someone go in front of him in line.

What virtue did the boy show?

Patience

What kind act did the girl at the ice cream stand do?

She gave a little kid her ice cream because he dropped his.



Put a checkmark on which each example is showing, kind or unkind behaviors.

Kind

NOT Kind

	Kind	NOT Kind
Help keep the school grounds clean by picking up litter.	✓	
Walk through a doorway without holding the door for the person behind you.		✓
Offer to help a classmate with their schoolwork or explain a difficult concept.	✓	
Not listening to someone.		✓
Invite classmates who seem lonely to join in games during recess.	✓	
Share school supplies with classmates who might need them.	✓	
Laughing at a joke making fun of another person.		✓
Write and leave kind notes for classmates, teachers, or school staff.	✓	
Refusing to share with a classmate.		✓
Showing bad manners.		✓
Assist a younger student with tying their shoelaces or carrying heavy items.	✓	

Black & White Version

BOOK COMPANION



Will you be the "I" in Kind? by Julia Cook

This book companion lesson was created with written permission from the author.

Session Objective:

*Students will identify ways to show kindness.

Materials:

*Book: "Will you be the "I" in Kind?" by Julia Cook

*Handouts, scissors, tape/glue, pencils.

Guiding Questions:

*What are some ways to show kindness to others?

*How does showing kindness help everyone?

ASCA Standards Alignment:

*Mindset: Self-confidence in ability to succeed. (M 4)

*Behavior: Social Skills: Empathy. (B-SS 4)

*Behavior: Social Skills: Ethical decision-making and social responsibility. (B-SS 5)

SEL Competencies:

*Social Awareness: Empathy.

Session Details

*Say "Today we are going to be reading a book called "Will you be the "I" in Kind?" by Julia Cook. In it, the word kind is missing the letter I. We learn how to help get the I back with different acts of kindness." Read the book aloud. Have the students complete the story map as you are reading. Afterward, for grades K-1 use the Cut and Paste activity (p. 4-5), and for grades 2-5 use the Story Questions (p. 6-7) and the Think & Discuss pages (p. 8-11) to generate class/group discussion. Next, explain what perspective means. Say "Thinking about another person's perspective means you are thinking about how that person would view it as if you were looking at the situation from their eyes. For example, The girl's perspective might be that she really wants her ice cream but also wants to help the boy, while the boy's perspective might be that he was really looking forward to his ice cream. Complete the perspective handout (p. 12). Say "Using Empathy is important when talking about kindness because it helps us think about how someone else might be feeling. Let's go over some ways to show Empathy" Complete the SEL handout (p.13). Next, choose the best option on pages 14-17 for your students writing ability and have them complete the writing prompt and writing craftivity. Next, say "Let's make the I in Kind", complete the creative activity. The writing craftivity and/or creative activity make for a great bulletin board display.

BOOK COMPANION



Will you be the "I" in Kind? by Julia Cook

Table of Contents



Story Map.....p. 5



Cut and Pastep. 6-7



Story Questionsp. 8-9



Think & Discussp. 10-12



Character Perspectivep. 13



Social-emotional Learningp. 14



Draw & Writep. 15-19



Writing Craftivityp. 20-23



Creative Activityp. 24-25



Postersp. 26-27



Answer Keysp. 28-29

NAME: _____

DATE: _____



Story Map

Setting:




Will you
be the "I"
in Kind?
by Julia
Cook



Characters:



Beginning:



Middle:



End:



Problem:



Solution:

NAME: _____

DATE: _____



Cut & Paste

Cut and paste to the correct box if the action is kind or unkind.

Kind

Kind

Unkind

Kind

Kind

Unkind

Kind

Kind

Unkind



Cut & Paste

Cut each to the correct box if the action is kind or unkind.

Smile at others.



Help out when you can.



Leaving a mess.



Pick up litter.




Compliment others.




Being unfriendly.



Let someone go ahead of you in line.



Give to others without expecting something back.



Ignoring how others feel.




NAME: _____

DATE: _____

Story 
Questions

Will you be the "I" in Kind?


What letter was Kind missing?



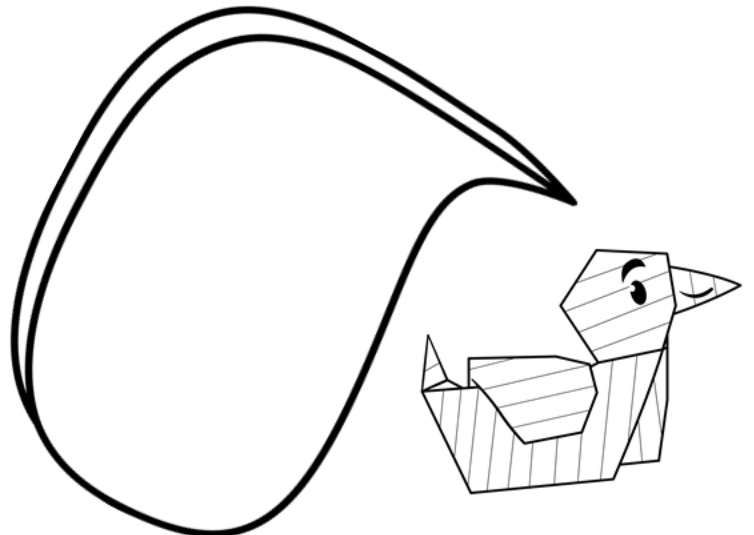
What happened when the boy smiled at others?



What did the girl do to help a boy in need?



What did the girl do when she saw litter on the ground?



NAME: _____

DATE: _____


Story



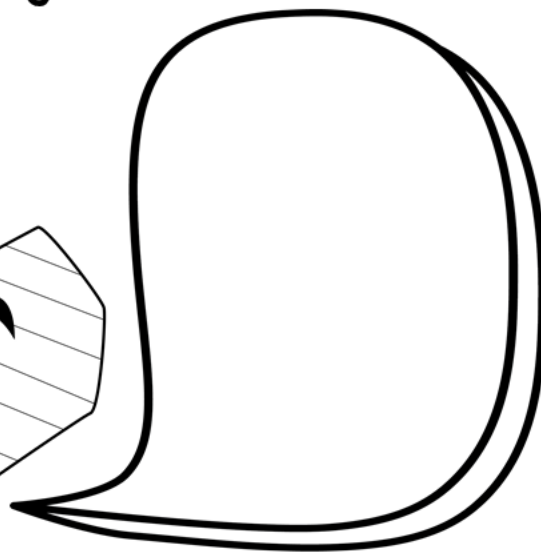

Questions

Will you be the "I" in Kind?


How did the boy show interest to the older man in the park?




What kind act did the boy at the merry go round do?



What virtue did the boy show?




What kind act did the girl at the ice cream stand do?



NAME: _____

DATE: _____



Think &
Discuss



What happens when we are kind to others?

What are some ways to be kind to others?




How will you be the "I" in Kind?




NAME: _____

DATE: _____



Think &
Discuss


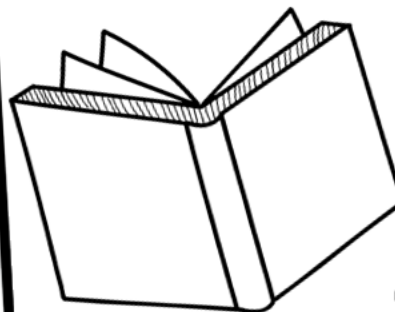
Can kindness sometimes be misunderstood or taken advantage of? How do we navigate this?



Can small acts of kindness have a ripple effect in society? Can you share any examples?




How does practicing kindness benefit both the giver and the receiver?



NAME: _____


DATE: _____




**Think &
Discuss**

Read the situations and think about how you can show kindness to the person.


You notice your friend eyeing your treat at lunch, he doesn't have a treat.




Your mom is really struggling to get all the chores done and looks very stressed.



The playground is a mess and has litter all over.




Your classmate is really struggling to understand the assignment.



NAME: _____

DATE: _____



Think & Discuss



Put a checkmark on which each example is showing, kind or unkind behaviors.

Kind

NOT
Kind

	Kind	NOT Kind
Help keep the school grounds clean by picking up litter.		
Walk through a doorway without holding the door for the person behind you.		
Offer to help a classmate with their schoolwork or explain a difficult concept.		
Not listening to someone.		
Invite classmates who seem lonely to join in games during recess.		
Share school supplies with classmates who might need them.		
Laughing at a joke making fun of another person.		
Write and leave kind notes for classmates, teachers, or school staff.		
Refusing to share with a classmate.		
Showing bad manners.		
Assist a younger student with tying their shoelaces or carrying heavy items.		

Character Perspective



NAME: _____

DATE: _____

Think about the different perspectives of each character from the book.

Write in the boxes below what you think their perspectives might be.



The girl at the ice cream stand



Perspective means:

A way of thinking about and understanding something; a point of view.



The boy who dropped his ice cream


NAME: _____

DATE: _____

Social Emotional Learning



Comfort a friend who is sad or upset by sitting with them, offering a hug, or saying kind words.



Notice and acknowledge others' feelings by saying things like, "You seem upset. Are you okay?"



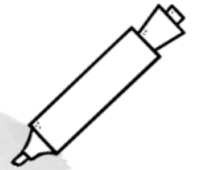
Social Awareness Empathy



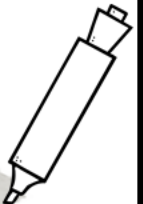
Perform small acts of kindness like holding the door open, helping with chores, or picking up something someone dropped.

Try to imagine how others might feel in a given situation by asking oneself, "How would I feel if this happened to me?"

During what situations do you struggle to show empathy?



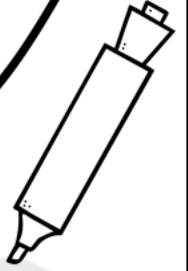
What can you do to make sure you are showing empathy?



Empathy means:

The ability to understand and share the feelings of another.

Draw & Write




NAME: _____

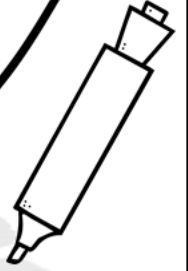
DATE: _____

Draw a situation that you were kind to someone.

Show what happened, how it felt, and what you learned from it.




Draw & Write



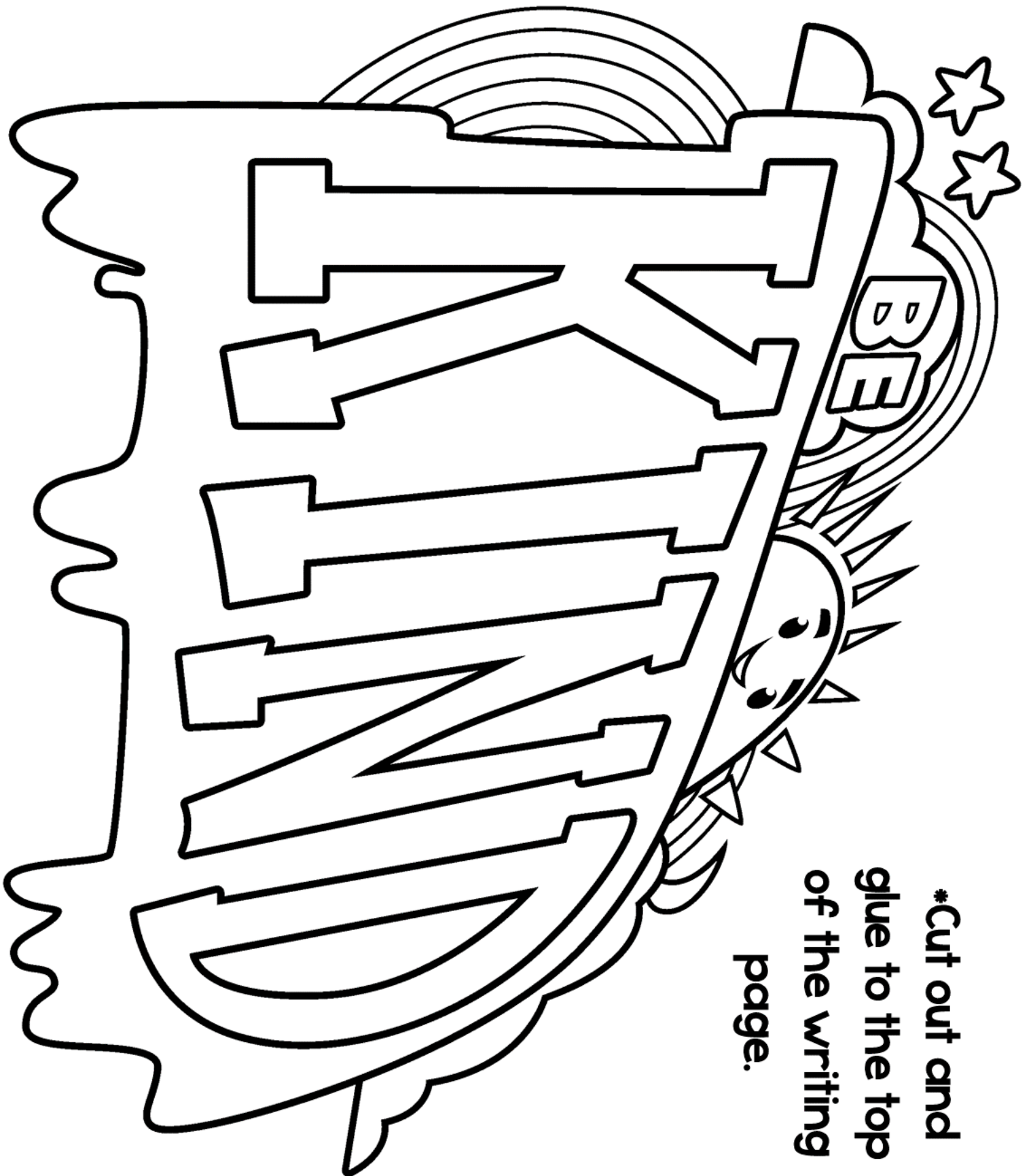
NAME: _____

DATE: _____


Describe a situation that you were kind to someone.
Show what happened, how it felt, and what you learned from it.



Handwriting practice lines consisting of solid top and bottom lines with a dashed middle line. There are five sets of these lines.



***Cut out and
glue to the top
of the writing
page.**



: Plan a random act of kindness that
you will do.

Handwriting practice area consisting of multiple sets of horizontal lines. Each set includes a solid top line, a dashed middle line, and a solid bottom line, providing a guide for letter height and placement.

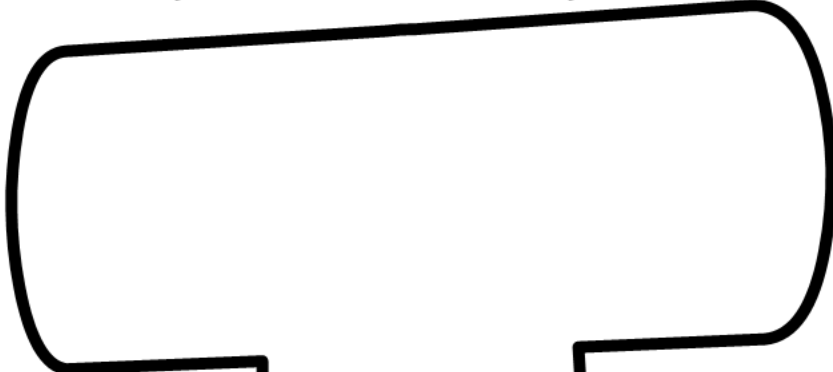


: Plan a random act of kindness that
you will do.



Handwriting practice area consisting of four sets of horizontal lines. Each set includes a solid top line, a dashed middle line, and a solid bottom line, providing a guide for letter height and placement.

How to be the "I" IN KIND

By:



Write inside
the "I" how
you will show
kindness.




How to be the "I" IN KIND

Give Compliments.
Express Gratitude.




Pick up
litter.
Help
others.
Share.
Smile.
listen.
Comfort.

Give to others.
Include everyone.



How to be the

"I" IN KIND





Will you be the "I" in Kind?

What letter was Kind missing?

I

What happened when the boy smiled at others?

They smiled back.

What did the girl do to help a boy in need?

Helped him up when he fell.

What did the girl do when she saw litter on the ground?

Threw it in the trash

How did the boy show interest to the older man in the park?

He complimented his art work.

What kind act did the boy at the merry go round do?



He let someone go in front of him in line.

What virtue did the boy show?

Patience

What kind act did the girl at the ice cream stand do?

She gave a little kid her ice cream because he dropped his.



Put a checkmark on which each example is showing, kind or unkind behaviors.

	Kind	NOT Kind
Help keep the school grounds clean by picking up litter.	✓	
Walk through a doorway without holding the door for the person behind you.		✓
Offer to help a classmate with their schoolwork or explain a difficult concept.	✓	
Not listening to someone.		✓
Invite classmates who seem lonely to join in games during recess.	✓	
Share school supplies with classmates who might need them.	✓	
Laughing at a joke making fun of another person.		✓
Write and leave kind notes for classmates, teachers, or school staff.	✓	
Refusing to share with a classmate.		✓
Showing bad manners.		✓
Assist a younger student with tying their shoelaces or carrying heavy items.	✓	

CHECK THESE OUT

CLICK ON THE PICTURES TO GET A CLOSER LOOK.

COMMUNICATION

DECIBELLA
AND HER 6
INCH VOICE






HONESTY LESSON

A BIKE
LIKE
SERGIO'S



EMPATHY LESSON

STAND IN
MY SHOES



COUNSELOR
Collab
with Laura & Ashley



Would you like to spend less time browsing for resources and lesson planning, and more time serving students? Let Laura from [Music City Counselor](#) and Ashley from [Heart and Mind Teaching](#) do the work for you!

CLICK TO COLLAB

MEMBER Perks

- ♥ Data-driven resources by theme.
- ♥ \$35+ value of ready-to-use materials.
- ♥ Lessons, group curriculums, forms, & activities.
- ♥ Tier 1, 2, and 3 research-based resources.
- ♥ No contracts, cancel anytime.

HEART + MIND
TEACHING



THANK YOU

FOR SUPPORTING MY LITTLE SHOP.

Hi there! I'm Ashley- a School Counselor, curriculum developer, blogger, and mama to two young boys. I have a passion for creating fun and engaging resources for Counseling and Social Emotional Learning.

LET'S BE FRIENDS

Ashley

Access my
Freebie
Library



FOLLOW FOR EXCLUSIVE SAVINGS

New products are 50% off for 24hrs.

[CLICK HERE](#)

★ HOW CAN YOU EARN TPT CREDITS? When you leave feedback, TpT rewards you with credits that you can use toward future purchases.

ACCESS MY FREEBIE LIBRARY

Join my Newsletter to be informed of all future added freebies.

[I WANT FREEBIES](#)

TERMS OF USE

© Heart and Mind Teaching, 2024. All rights reserved. Purchase of this item entitles the purchaser the right to reproduce for classroom, personal, and google classroom use only. Use in multiple classrooms, requires the purchase of additional licenses. Redistribution or duplication of this product is strictly forbidden without the written permission of the publisher. Copying any part of this product and placing it on a publicly accessible website is strictly forbidden and is a violation of the Digital Millennium Copyright Act (DMCA). You may post this for single-classroom use on a password protected student site such as google classroom. **You may NOT post my products on any public, for-profit, or commercial websites or entities, such as Outschool.** Please do not sell or distribute any part of this as your own. Thank you for abiding by universally accepted codes of professional ethics while using this product.



If you have any questions or concerns please email me at:

heartandmindteaching@gmail.com

CREDITS

