

o MUSIC  city COUNSELOR


# THANK YOU FOR YOUR PURCHASE!



Hey y'all, Laura here! I so appreciate when you please take a moment to leave a review on my resources on my TpT Store. Thanks for your support! Enjoy the resource!

♥ *laura oathout*

# LET'S CONNECT!



For helpful ideas, engaging resources, and freebies, please check out my website and membership!

o ♥ **WEBSITE:** [www.musiccitycounselor.com](http://www.musiccitycounselor.com)

♥ **MEMBERSHIP:** [www.counselorcollab.com](http://www.counselorcollab.com)

# ASCA MINDSETS & BEHAVIORS

## Mindsets:

- M1. Belief in development of whole self, including a healthy balance of mental, social/emotional and physical well-being
- M 2. Sense of acceptance, respect, support and inclusion for self and others in the school environment
- M 3. Positive attitude toward work and learning

## Behaviors:

- B-SMS 1. Responsibility for self and actions
- B-SMS 2. Self-discipline and self-control
- B-SMS 7. Effective coping skills
- B-SMS 9. Personal safety skills
- B-SS 2. Positive, respectful and supportive relationships with students who are similar to and different from them
- B-SS 9. Social maturity and behaviors appropriate to the situation and environment

# DIRECTIONS PAGE 1:

This lesson will take approximately 30 minutes to complete.  
It was designed for PreK – K.

## Materials Needed:

- Pocket chart (or poster board, anchor chart paper)
- Printed materials
- Crayons

## Recommended Sequence:

- Review the "Good Choices" & "Sad Choices" instructional posters
- Complete the "Good Choices" & "Sad Choices" sorting activity
- Complete a mini coloring book

## Instructional Posters:

2 posters are included: one that describes "Good Choices" and one that describes "Sad Choices." Please use these to teach students that good choices are safe, helpful, fair, and kind. Sad choices are unsafe, unhelpful, unfair, and hurtful. Please brainstorm examples of each type of choice with students.

## Sorting Activity:

I like to use a pocket chart for this activity, but you can use an anchor chart, poster board, or any method that works best for you. Please cut out the "GOOD CHOICES" and "SAD CHOICES" labels and the scenario cards. Then, place the labels at the top of the pocket chart. Then, place the scenario cards in a pile at the front of the room. Ask students to take turns choosing a card, showing it to the

# DIRECTIONS PAGE 2:

class, and explaining what the card is showing. Then, the student places the card in either the "GOOD CHOICES" or the "SAD CHOICES" side of the pocket chart. After they make their choice, please talk with the class about the choice and why it is a good or sad choice.

## Mini Coloring Book


This half-page coloring book reviews good choices. Please photocopy the books, cut them down the middle, and staple them at the top. Students can color and decorate their book. This is a great resource to review throughout the school year and to send home to caregivers.

Questions, comments, or suggestions? Please contact me any time at [laura@musiccitycounselor.com](mailto:laura@musiccitycounselor.com). I'm here to help!

PS I SO appreciate when you **please take a moment to leave a review** on my resources on my TpT store. It earns you credits towards future purchases, helps other educators find quality resources, and helps my small business grow.

Here is a sample of the sorting activity using a pocket chart!


**GOOD CHOICES**



**SAD CHOICES**



**Sharing**



**Giving**



**Hitting**



**Not Helping**



**Being Kind**




**Listening**



**Teasing**



**Climbing**




**Waiting Patiently**



**Caring**



**Taking from Others**



**Not Sharing**



**Inside Voice**



**Raising Hand**

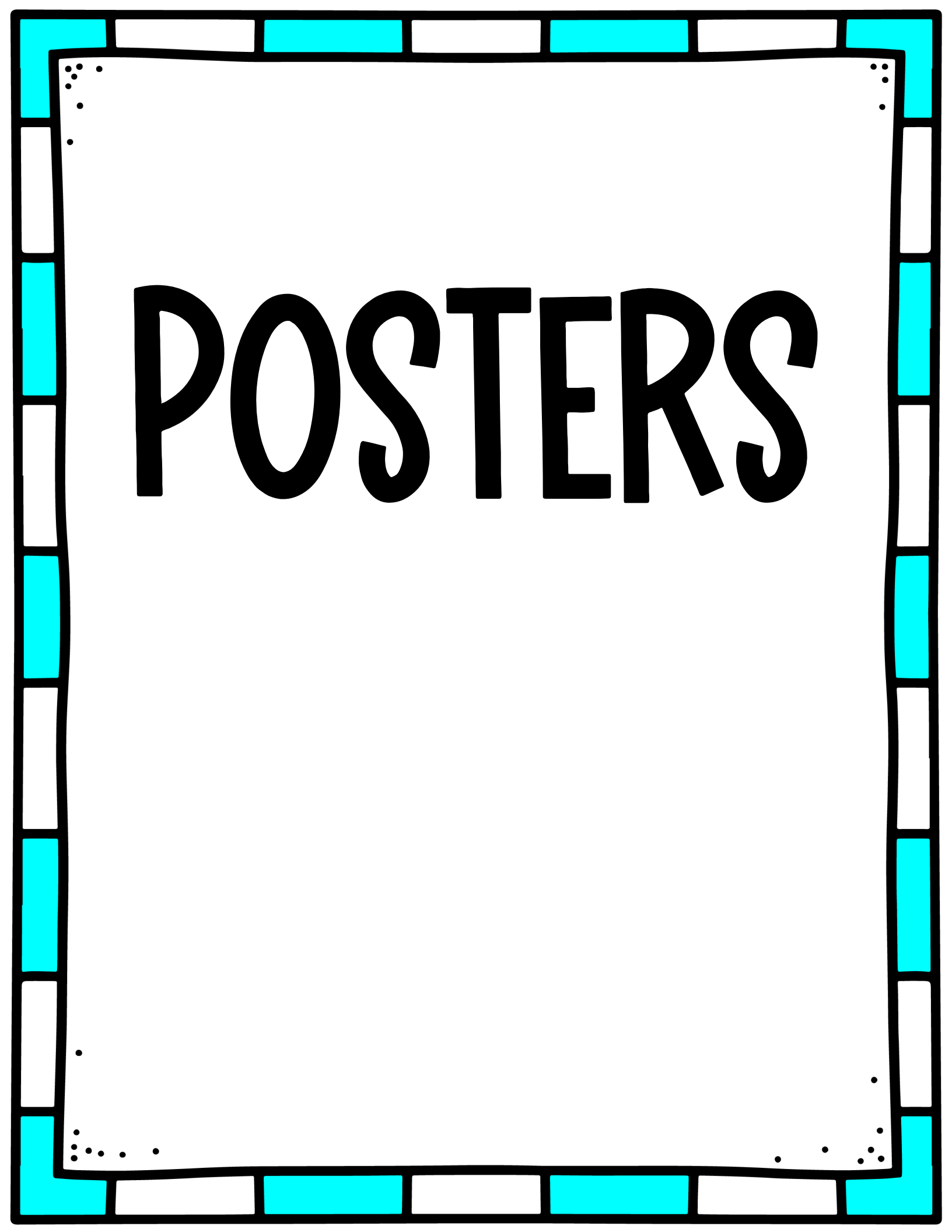


**Not Listening**



**Leaving Class**







**POSTERS**

# GOOD CHOICES


Safe




Helpful



Fair



Kind




# SAD CHOICES

Unsafe




Unhelpful



Unfair



Hurtful






**SORTING**

**ACTIVITY**

# GOOD CHOICES



© Music City Counselor.:

# SAD CHOICES



© Music City Counselor.:

# Biting




# Climbing



# Chewing Toys




# Hitting




# Not Listening




# Making a Mess



# Interrupting



# Leaving Class




# Not Helping




# Not Sharing




# Taking from Others



# Teasing



# Throwing



# Listening



# Hands to Self



# Telling the Truth



# Cleaning Up




# Helping



# Raising Hand




# Giving



# Sharing



# Taking Turns



# Inside Voice



# Washing Hands



**Trying My Best**




**Waiting Patiently**



**Being Kind**



**Caring**







**MINI  
COLORING  
BOOK**

Name: \_\_\_\_\_

# I CAN MAKE GOOD CHOICES!



I can listen to my teacher.




I can use an inside voice.





© Music City Counselor

I can be kind.




© Music City Counselor

I can respect personal space.




© Music City Counselor

I can share.




© Music City Counselor

I can clean up.



© Music City Counselor

I can help others.




© Music City Counselor

I can raise my hand to speak.



© Music City Counselor

I can take turns.



© Music City Counselor

# TERMS OF USE:

- Make copies for the purchaser's classroom AND share copies with other educators within your school building
- Reference (without distribution) this product in blog posts, seminars, professional development workshops, or other such venues provided there is both credit given to myself as the author and a link back to my TpT store included in the post/presentation

YOU MAY

- Claim the work as your own, alter the files in any way, or remove/attempt to remove the copyright
- Share this product with educators outside of your school building
- Repackage, sell, or giveaway this product to others
- Offer to share this product anywhere on the internet as a download or copy

YOU MAY NOT



Please contact me any time at [laura@musiccitycounselor.com](mailto:laura@musiccitycounselor.com) with questions, suggestions, resource requests, or comments. I'm here to help and would love to hear from you!

♥ *laura oathout*

THIS RESOURCE WAS MADE POSSIBLE THANKS TO:

