



# KEYS to CONFLICT



**confli**

You are  
they ch

You l  
are re  
Yr c

**confli**

A friend  
Instagr

You g  
war  
an

Y

**Conflict Scenarios**

 You accidentally bump one of your classmates when you are lining up for art class.

 At recess, another student is playing with the hula hoop and you really want to play with it but there's only one hula hoop.

 You notice that one of your fellow classmates has a new pet that looks very different from the one you had. You notice that one of your fellow classmates has a new pet that looks very different from the one you had.

 You notice that one of your fellow classmates has a new pet that looks very different from the one you had.

 You notice that one of your fellow classmates has a new pet that looks very different from the one you had.

 You notice that one of your fellow classmates has a new pet that looks very different from the one you had.

 You notice that one of your fellow classmates has a new pet that looks very different from the one you had.

 You notice that one of your fellow classmates has a new pet that looks very different from the one you had.

**Apologize**

dent yells to you  
ball enough.

ut your friend

**HEART and MIND Teaching**



# KEYS to CONFLICT

## Objective:

- \*Students will be able to identify ways to resolve conflicts.
- \*Students will practice using positive conflict resolution skills.

## Materials:

- \*2 options to play: Less printing/ink option is 6 Keys (cards) cut out for each student OR 6 giant keys one for each student.

- \*Keys to Conflict page & Conflict Scenarios.

## Guiding Questions

- \*Why is it important to learn how to resolve conflicts peacefully?
- \*How can learning how to resolve conflicts help maintain friendships?
- \*What are some ways that are not peaceful ways to resolve a conflict?

## Activity Details:

\*"An important part of maintaining friendships is being able to resolve conflicts. Every relationship involves conflict at some point. Think of people who you love the most, you do not always agree with them right? Even with family members, conflicts happen. It is a natural part of our lives, so we must learn to resolve it peacefully."

\*Keys to conflict activity: Show the group the Keys to Resolving Conflict paper, go through the different ways to resolve a conflict listed on there. Then pass out the keys, make sure each student gets one of every key (6 keys total). "I am giving you each the 6 keys to resolve conflicts with, hold them in your hands like you would in a card game. As I read to you some different conflict scenarios, I will ask you all to put down the key that you would use to resolve this conflict, and I will ask you why or to give an example. I will go first." Read out loud the first scenario. "You accidentally bump one of your classmates when your lining up for art class, he starts to get upset...I would use the key that says Apologize because I would want him to know that it was not on purpose. Which one would you use?" Wait for everyone to put down a key, ask why they chose that key. Read the next conflict scenario and have the students put down the key they would use for each scenario and have them explain why and how they would use it. Everyone should pick back up their key after each scenario so they always have the 6 keys to choose from for every scenario. Use the guiding questions at the top of this page to help guide the group discussion.

## ASCA Standards Alignment:


- \*Mindset: Belief in development of whole self, including a healthy balance of mental, social/emotional and physical well-being. (M 1)
- \*Behavior: Social Skills: Create positive and supportive relationships with other students. (B-SS 2)
- \*Behavior: Social Skills: Demonstrate social maturity and behaviors appropriate to the situation and environment. (B-SS 9)

## SEL Competencies:

- \*Self-management: impulse control, self-discipline, self-motivation, goal setting, organizational skills.
- \*Responsible decision making: Identifying problems, analyzing situations, solving problems, evaluating.



# KEYS to CONFLICT



# KEYS to CONFLICT



Apologize

Say sorry, explain why you are sorry and mean it.



Take a break, breathe and relax. Come back to the situation when you have a clear head and can think rationally.



Wait until you're calm



Let it go

Some conflicts cannot be resolved and the best thing to do is to just let it go. Agree to disagree.



Let the other person have a turn. Sharing is an easy way to make someone happy.

Share/Take Turns



Use an "I message"

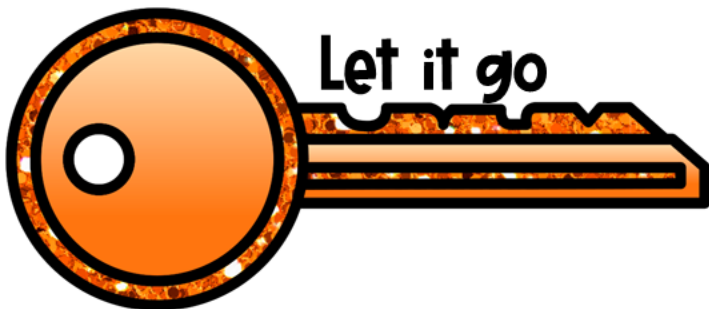
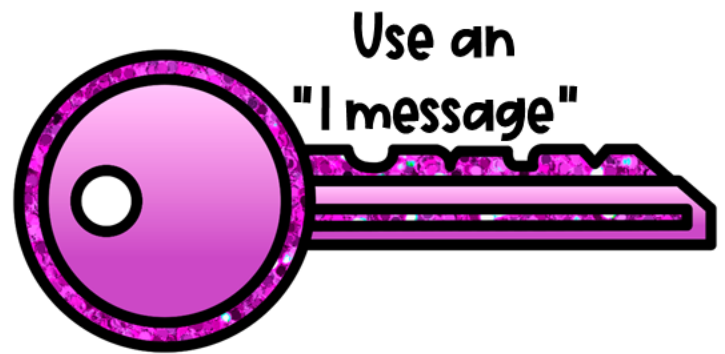

Instead of saying "YOU made me sad" try saying "I feel sad because of what was said."







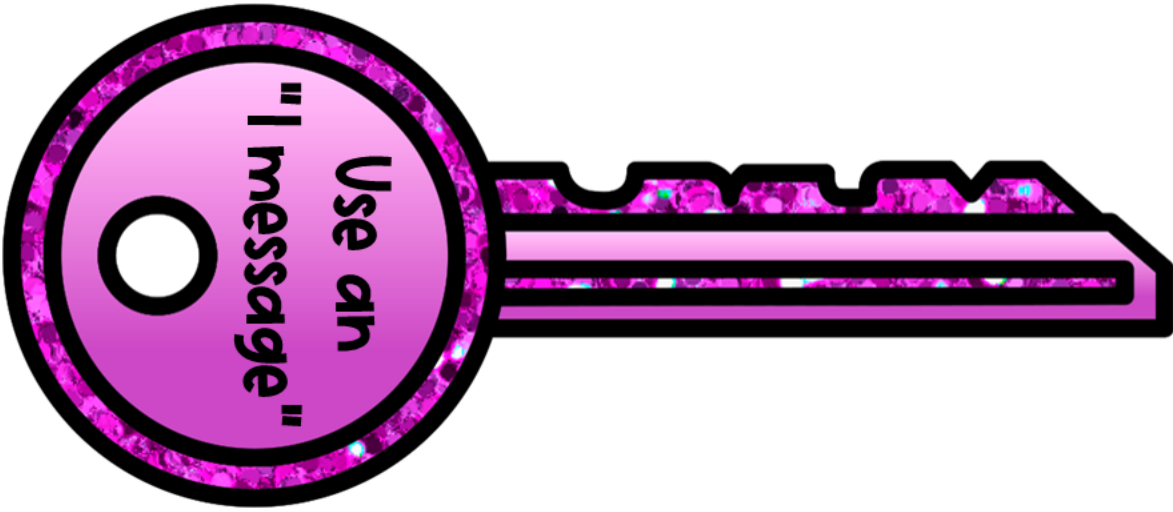

One of the best ways to diffuse a situation is to make a joke or make light of the situation.

Use Humor










# Conflict Scenarios




You accidentally bump one of your classmates when you are lining up for art class.



At recess, another student is playing with the hula hoop and you really want to play with it but there's only one hula hoop.



You notice that one of your fellow classmates has a new pencil that looks very similar to one of your new pencils that went missing.



You are playing a board game with a friend, you play the game differently than they do. You try to explain how you play the game, but your friend wants to play it the way they know.



You overhear one of your classmates call one of your friends stupid.



During a basketball game, a student yells to you that you aren't passing him the ball enough.



It's your turn to be line leader but your friend says it is their turn.

# Conflict Scenarios



**You are playing a game with a friend, you think they cheated on their last turn.**



**You lose at a game that you always win at, you are very upset and your friend won't give you a rematch.**



**Your friend accuses you of something you did not do.**



**Your friend is upset because you did not invite them to the park and you invited a different friend.**



**You overhear gossip that a classmate does not like you.**



**A friend accidentally spills glue on their desk and some of it gets on your stuff.**



**You say something that hurts your friends feelings, you can tell they are very hurt.**

# Conflict Scenarios



A friend posts a comment you do not like on your Instagram photo.



You get a text from a classmate that they don't want you to be friends with another classmate anymore because they don't like them.



Your friend snapchat's a photo of you that you do not like.



Your friend is mad at you because you told someone else one of their secrets.



There is only one class computer and someone is on it, and its been more than the 15 minutes allowed.



The teacher gets upset because someone is talking during silent reading, you tattle on who it was and they get mad at you.



You give a friend a bad look because you are having a bad day, the friend now thinks you're upset at them.



# KEYS to CONFLICT

## Objective:

- \*Students will be able to identify ways to resolve conflicts.
- \*Students will practice using positive conflict resolution skills.

## Materials:

- \*2 options to play: Less printing/ink option is 6 Keys (cards) cut out for each student OR 6 giant keys one for each student.

- \*Keys to Conflict page & Conflict Scenarios.

## Guiding Questions

- \*Why is it important to learn how to resolve conflicts peacefully?
- \*How can learning how to resolve conflicts help maintain friendships?
- \*What are some ways that are not peaceful ways to resolve a conflict?

## Activity Details:

\*"An important part of maintaining friendships is being able to resolve conflicts. Every relationship involves conflict at some point. Think of people who you love the most, you do not always agree with them right? Even with family members, conflicts happen. It is a natural part of our lives, so we must learn to resolve it peacefully."

\*Keys to conflict activity: Show the group the Keys to Resolving Conflict paper, go through the different ways to resolve a conflict listed on there. Then pass out the keys, make sure each student gets one of every key (6 keys total). "I am giving you each the 6 keys to resolve conflicts with, hold them in your hands like you would in a card game. As I read to you some different conflict scenarios, I will ask you all to put down the key that you would use to resolve this conflict, and I will ask you why or to give an example. I will go first." Read out loud the first scenario. "You accidentally bump one of your classmates when your lining up for art class, he starts to get upset...I would use the key that says Apologize because I would want him to know that it was not on purpose. Which one would you use?" Wait for everyone to put down a key, ask why they chose that key. Read the next conflict scenario and have the students put down the key they would use for each scenario and have them explain why and how they would use it. Everyone should pick back up their key after each scenario so they always have the 6 keys to choose from for every scenario. Use the guiding questions at the top of this page to help guide the group discussion.

## ASCA Standards Alignment:

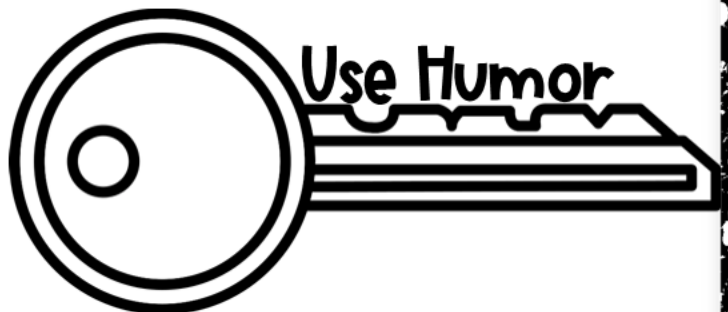
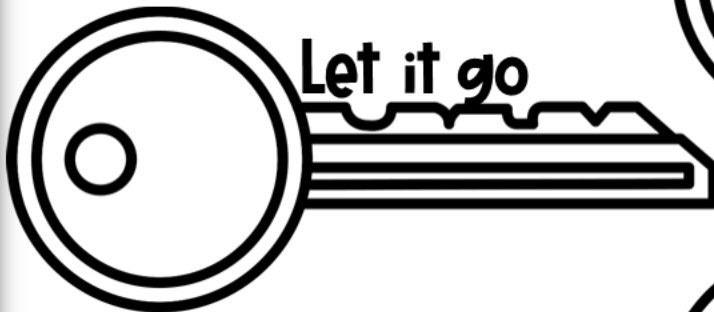
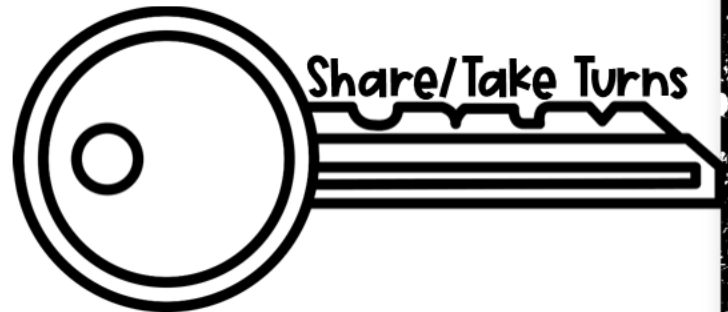
- \*Mindset: Belief in development of whole self, including a healthy balance of mental, social/emotional and physical well-being. (M 1)
- \*Behavior: Social Skills: Create positive and supportive relationships with other students. (B-SS 2)
- \*Behavior: Social Skills: Demonstrate social maturity and behaviors appropriate to the situation and environment. (B-SS 9)

## SEL Competencies:

- \*Self-management: impulse control, self-discipline, self-motivation, goal setting, organizational skills.
- \*Responsible decision making: Identifying problems, analyzing situations, solving problems, evaluating.



# KEYS to CONFLICT





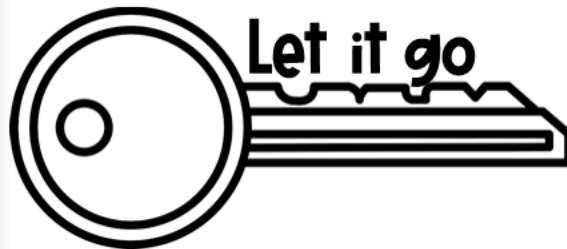
# KEYS to CONFLICT



**Apologize**

Say sorry, explain why you are sorry and mean it.

Take a break, breathe and relax. Come back to the situation when you have a clear head and can think rationally.





**Let it go**

Some conflicts cannot be resolved and the best thing to do is to just let it go. Agree to disagree.

Let the other person have a turn. Sharing is an easy way to make someone happy.

**Share/Take Turns**

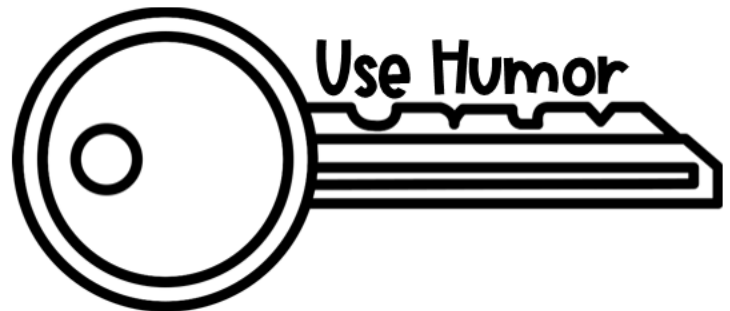
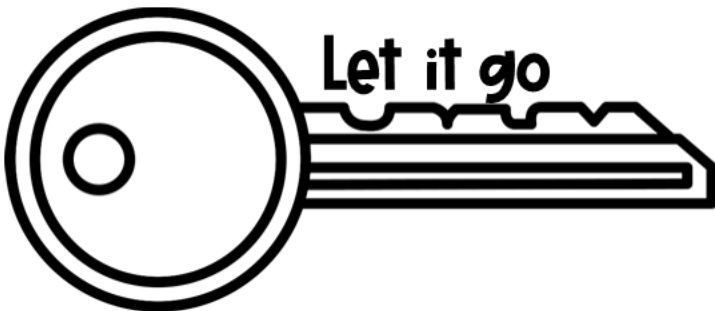





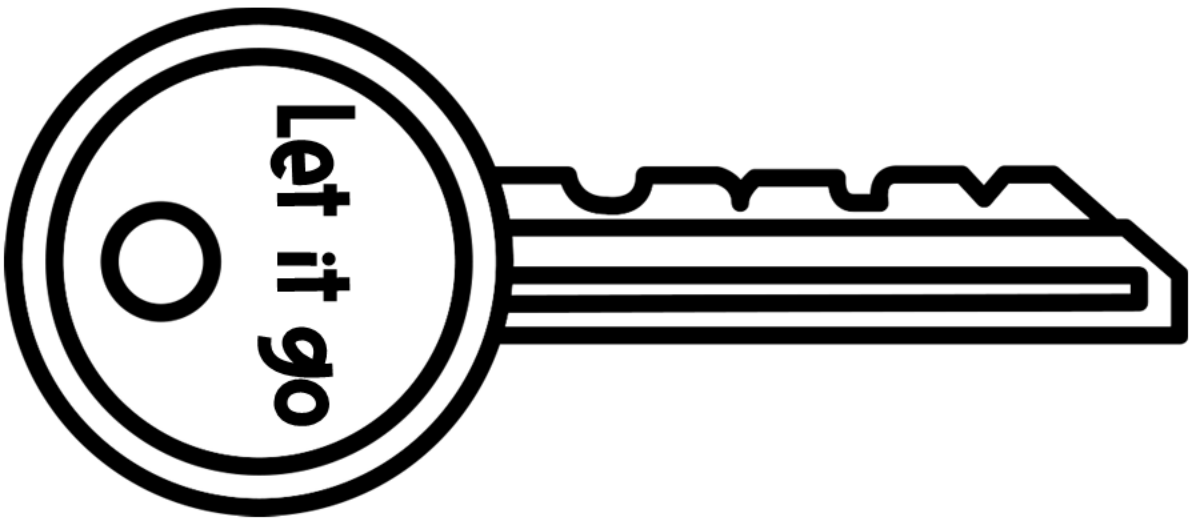
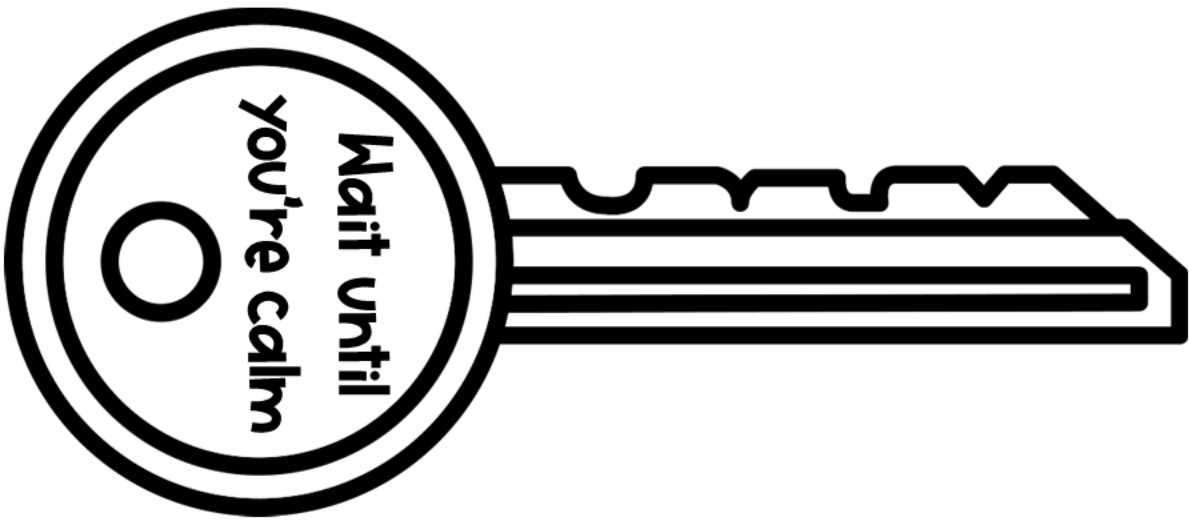

**Use an "I message"**

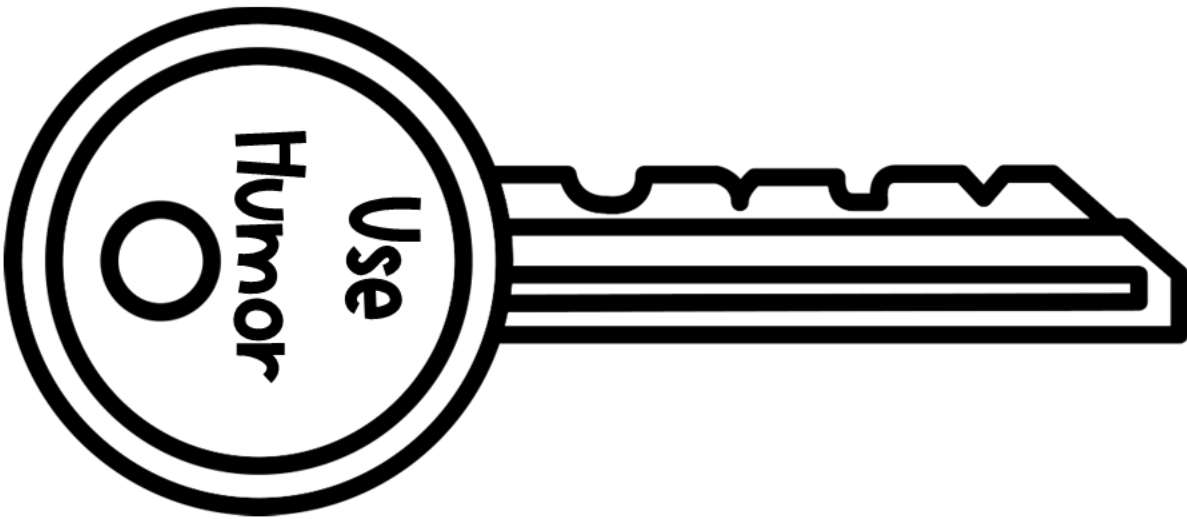
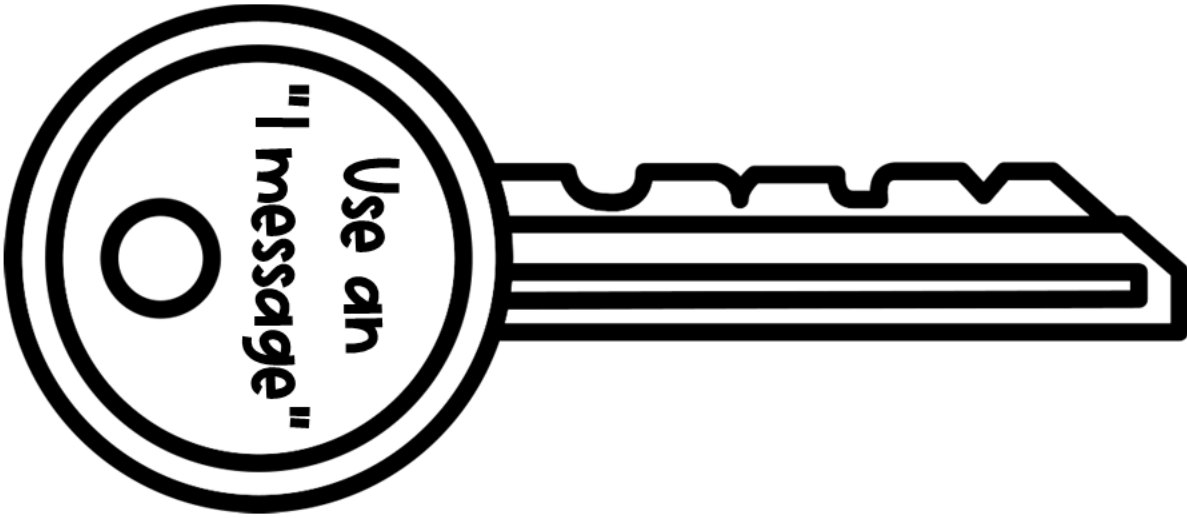
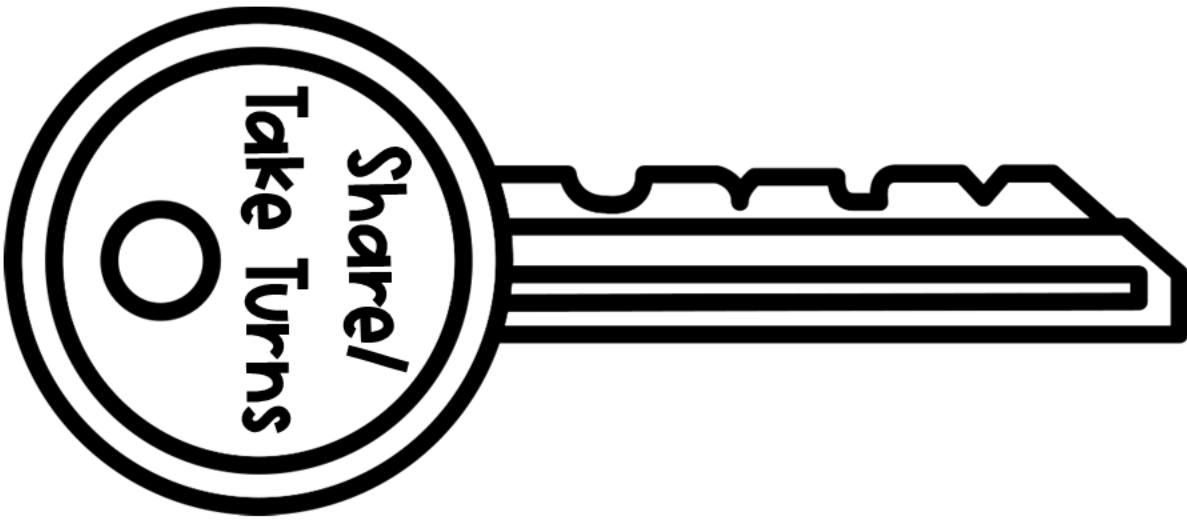
Instead of saying "YOU made me sad" try saying "I feel sad because of what was said."

One of the best ways to diffuse a situation is to make a joke or make light of the situation.









# Conflict Scenarios



You accidentally bump one of your classmates when you are lining up for art class.



At recess, another student is playing with the hula hoop and you really want to play with it but there's only one hula hoop.



You notice that one of your fellow classmates has a new pencil that looks very similar to one of your new pencils that went missing.



You are playing a board game with a friend, you play the game differently than they do. You try to explain how you play the game, but your friend wants to play it the way they know.



You overhear one of your classmates call one of your friends stupid.



During a basketball game, a student yells to you that you aren't passing him the ball enough.



It's your turn to be line leader but your friend says it is their turn.

# Conflict Scenarios



You are playing a game with a friend, you think they cheated on their last turn.



You lose at a game that you always win at, you are very upset and your friend won't give you a rematch.



Your friend accuses you of something you did not do.



Your friend is upset because you did not invite them to the park and you invited a different friend.



You overhear gossip that a classmate does not like you.



A friend accidentally spills glue on their desk and some of it gets on your stuff.



You say something that hurts your friends feelings, you can tell they are very hurt.

# Conflict Scenarios



A friend posts a comment you do not like on your Instagram photo.



You get a text from a classmate that they don't want you to be friends with another classmate anymore because they don't like them.



Your friend snapchat's a photo of you that you do not like.



Your friend is mad at you because you told someone else one of their secrets.



There is only one class computer and someone is on it, and its been more than the 15 minutes allowed.



The teacher gets upset because someone is talking during silent reading, you tattle on who it was and they get mad at you.



You give a friend a bad look because you are having a bad day, the friend now thinks you're upset at them.

# GOOGLE CLASSROOM

Your resource comes with a digital version for use in Google Slides via Google Classroom. Follow these steps to upload your resource into your Google Drive.

1 Click here  [Keys to Conflict](#)

2 You will be prompted to make a copy of the resource. Click on the blue box that says "Make a copy" and the resource will go directly into your Google drive.

Google Drive

Copy document

Would you like to make a copy of Career Interest Inventory?

Make a copy



3 Go to your Google Drive and locate the copy of the file. You can rename the file at this point or add/delete slides.

4 Next, go to your Google Classroom and add an assignment. Select the Google Drive Symbol and select the resource you want to assign.

5 From here, you should see a grey box that says "Students can view file." Click the grey box. A dropdown menu should appear. Select, "Make a copy for each student."

**YOU HAVE TO MAKE A COPY FOR EACH STUDENT!**

Otherwise they will all be editing the same file.

Click "Assign" in the top right corner if you're ready to post!

Helpful links for using Google Classroom:

[Teacher Tips for using Google Classroom \(TPT blog\)](#)

[Getting Started with Google Classroom \(youtube video\)](#)

# ABOUT THE AUTHOR



## I'M ASHLEY

an Elementary School Counselor.

I have a B.A. in Psychology and an M.A. in School Counseling. I have a passion for creating fun and engaging resources for Counseling and Social Emotional Learning. I am a wife, and mother to 2 young boys. Thank you for supporting my little shop.


Click the icons to connect with me



Access my **freebie library** by subscribing to my newsletter, [click here](#)

## RECOMMENDED RESOURCES

Check out the other Keys Products.



Click the pictures to get a closer look.

# TERMS OF USE

© Heart and Mind Teaching, 2020. All rights reserved. Purchase of this item entitles the purchaser the right to reproduce for classroom, personal, and google classroom use only. Use in multiple classrooms, requires the purchase of additional licenses. Redistribution or duplication of this product is strictly forbidden without the written permission of the publisher. Copying any part of this product and placing it on a publicly accessible website is strictly forbidden and is a violation of the Digital Millennium Copyright Act (DMCA). You may post this for single-classroom use on a password protected private nonprofit student site such as google classroom. **You may NOT post my products on any public, for-profit, or commercial websites or entities such as Outschool.** Thank you for abiding by universally accepted codes of professional ethics while using this product.

Please feel free to contact me if you have any questions or feedback

[heartandmindteaching@gmail.com](mailto:heartandmindteaching@gmail.com)



# CREDITS

