

o MUSIC  city COUNSELOR


THANK YOU FOR YOUR PURCHASE!



Hey y'all, Laura here! I so appreciate when you please take a moment to leave a review on my resources on my TpT Store. Thanks for your support! Enjoy the resource!

♥ *laura oathout*

LET'S CONNECT!



For helpful ideas, engaging resources, and freebies, please check out my website and membership!

o ♥ **WEBSITE:** www.musiccitycounselor.com

♥ **MEMBERSHIP:** www.counselorcollab.com

DIRECTIONS:

THIS RESOURCE INCLUDES:


- 20 Character Trait Posters
- 20 Matching Certificates
- My Character Traits Workbook (that includes a coloring page and worksheet for each trait, in full color and black/white)

There are many ways to use this resource! Here's how I use it. I assign one character trait to each month of the school year. They can be taught in any order. I post that poster in the main hallway of our school and send it to teachers so they can post it in their classrooms. That whole month, we focus on the trait during morning meeting, morning announcements, SEL, counseling lessons, assemblies, etc. Students can work on the matching workbook pages in their classrooms or as part of counseling lessons. At the end of the month, students from each class vote and select one student from their class who has done an amazing job displaying that character trait. That student wins a certificate and I post their photo in the main hallway. They also win a special treat at lunch! I also love doing a coloring contest and choose one students' coloring page from each class and display it in the main hallway.

Questions, comments, or suggestions? I'm here to help!
Please contact me any time at laura@musiccitycounselor.com.

PS I so appreciate when you please take a moment to leave a review on my resources in my TpT store. It earns you credits towards future purchases, helps other educators find quality resources, and helps my small business grow!


CHARACTER TRAITS



1. Respect
2. Fairness
3. Courage
4. Empathy
5. Safety
6. Friendship
7. Honesty
8. Motivation
9. Kindness
10. Leadership
11. Generosity
12. Optimism
13. Patience
14. Perseverance
15. Responsibility
16. Self-Control
17. Gratitude
18. Teamwork
19. Growth Mindset
20. Sportsmanship

POSTERS

Character Traits



Respect



Fairness




Honesty



Motivation



Safety



Kindness



Courage



Empathy



Friendship



Leadership

Character Traits



Generosity



Self-Control



Responsibility



Optimism



Patience



Teamwork



Perseverance



Gratitude




Growth
Mindset



Sportsmanship

I can show **RESPECT**



I make good choices. I accept others for who they are. I keep a safe body. I listen to others.

I can show
FAIRNESS



I make sure everyone gets what they need. I take turns and share.
I follow the rules.

I can show
COURAGE



I do what is right even when it is
scary or hard to do so.
I am brave.

I can show EMPATHY



I am aware of others' feelings.
I imagine what it might feel like to
be in their shoes.

I can choose SAFETY



I protect my body and brain from
harm. I help keep others
free from danger.

I can choose FRIENDSHIP



I am kind, friendly, and fun. I share with and include my peers. I like others for who they are.

I can show HONESTY



I tell the truth, even when it's easier not to. I take ownership of my actions. I am dependable.

I can show MOTIVATION



I try my best every day. I set goals
and work hard to achieve them.
I have big dreams!

I can show
KINDNESS



I use nice words and give compliments. I am friendly, helpful, caring, and inclusive.

I can show LEADERSHIP




I stand up for what is right. I am a
role model. I inspire others to make
good choices. I am reliable.

I can show GENEROSITY



I am happy to give my time, love,
and items to others. I give without
expecting anything in return.

I can show OPTIMISM



I think positive. I expect good things to happen. I am full of hope. I look on the bright side of things.

I can show PATIENCE



I take turns. I wait for my turn with a positive attitude. I calmly let others go first.

I can show **PERSEVERANCE**



I never give up. I won't quit! I keep trying until I succeed, even when obstacles come my way.

I can show RESPONSIBILITY



I do my work and finish my chores.
I take ownership of my actions.
Others can count on me.

I can show

SELF-CONTROL



I use coping skills to manage my feelings. I keep a safe body. I am a peaceful problem-solver.

I can show GRATITUDE



I appreciate when others do good things for me. I am thankful for the joy and love in my life.

I can show

TEAMMWORK



I cooperate and work well with others. I value others' ideas, values, and opinions. I play fair.

I can have a GROWTH MINDSET



When I try my best, I can do anything I set my mind to! With learning and practice, I improve!

I can show SPORTSMANSHIP



I play fair. I cheer on and
compliment my teammates. I know
that losing helps me grow!


A decorative border surrounds the page, featuring musical notes, treble clefs, and other symbols in the corners. The background is a solid pink color.

CERTIFICATES

CONGRATULATIONS!

You made an extraordinary effort showing

RESPECT!



Date

Educator Signature

CONGRATULATIONS!

You made an extraordinary effort showing

FAIRNES!




Date

Educator Signature

CONGRATULATIONS!

You made an extraordinary effort showing

COURAGE!



Date

Educator Signature

CONGRATULATIONS!

You made an extraordinary effort showing

EMPATHY!




Date

Educator Signature

CONGRATULATIONS!

You made an extraordinary effort choosing

SAFETY!




Date

Educator Signature

CONGRATULATIONS!

You made an extraordinary effort showing

FRIENDSHIP!



Date

Educator Signature

CONGRATULATIONS!

You made an extraordinary effort showing

HONESTY!



Date

Educator Signature

CONGRATULATIONS!

You made an extraordinary effort showing

MOTIVATION!




Date

Educator Signature

CONGRATULATIONS!

You made an extraordinary effort showing

KINDNESSES!



Date

Educator Signature

CONGRATULATIONS!

You made an extraordinary effort showing

LEADERSHIP!



Date

Educator Signature

CONGRATULATIONS!

You made an extraordinary effort showing

GENEROSITY!



Date

Educator Signature

CONGRATULATIONS!

You made an extraordinary effort showing

OPTIMISM!




Date

Educator Signature

CONGRATULATIONS!

You made an extraordinary effort showing

PATIENCE!



Date

Educator Signature

CONGRATULATIONS!

You made an extraordinary effort showing

PERSEVERANCE!



Date

Educator Signature

CONGRATULATIONS!

You made an extraordinary effort showing

RESPONSIBILITY!



Date

Educator Signature

CONGRATULATIONS!

You made an extraordinary effort showing

SELF-CONTROL!



Date

Educator Signature

CONGRATULATIONS!

You made an extraordinary effort showing

GRATITUDE!



Date

Educator Signature

CONGRATULATIONS!

You made an extraordinary effort showing

TEAMWORK!




Date

Educator Signature

CONGRATULATIONS!

You made an extraordinary effort showing

GROWTH MINDSET!



Date

Educator Signature

CONGRATULATIONS!

You made an extraordinary effort showing

SPORTSMANSHIP!



Date


Educator Signature

A decorative border surrounds the page, featuring musical notes, clefs, and other symbols in the corners. The background is a solid pink color.

WORKBOOK


CHARACTER TRAITS

This workbook belongs to:



Name: _____

RESPECT



Name: _____

RESPECT

LOOKS LIKE



..
.

SOUNDS LIKE



..
.

FEELS LIKE



..
.

Name: _____


FAIRNESS



Name: _____

FAIRNESS

Write about how these friends are showing fairness.



Name: _____

COURAGE



Name: _____


COURAGE

I was courageous when I...



Name: _____

EMPATHY



Name: _____

EMPATHY

How could you show empathy in these situations?







Name: _____



SAFETY



Name: _____

SAFETY

Circle the friends that are making safe choices.



Name: _____

FRIENDSHIP




Name: _____

FRIENDSHIP

Circle your favorite ways to be a good friend.



Give to others



Use kind words



Cheer others up



Share

Name: _____

HONESTY



Name: _____

HONESTY

Honesty looks like:




3 ways I can show honesty:







I was honest when I



Name: _____

MOTIVATION



Name: _____

MOTIVATION

1 What is a goal that you would like to achieve?



2 What motivates you to achieve your goal?



3 What are the steps that you will take to achieve your goal?

1) _____

2) _____

3) _____



4 How will you know that you've achieved your goal?



Name: _____

KINDNESS



Name: _____

KINDNESS

Circle the friends that are showing kindness.



Name: _____

LEADERSHIP



Name: _____

LEADERSHIP

How can you be a leader in these places?



School



Home



Community

Name: _____

GENEROSITY



Name: _____


GENEROSITY

Write on each gift one way to be generous.



Name: _____

OPTIMISM



Name: _____


OPTIMISM

Write on each speech bubble one way to think positive.



Name: _____

PATIENCE



Name: _____

PATIENCE

Write and draw what patience means to you.



Name: _____


PERSEVERANCE



Name: _____

PERSEVERANCE

Help José climb to the top. Write encouraging words on each line to help him persevere!



Name: _____

RESPONSIBILITY



Name: _____

RESPONSIBILITY

How are each of these friends showing responsibility?







Name: _____

SELF-CONTROL



Name: _____

SELF-CONTROL

How could you show self-control in these situations?



Name: _____


GRATITUDE



Name: _____

GRATITUDE

Fill the heart with drawings of people, places, and things you are grateful for.



Name: _____

TEAMWORK




Name: _____

TEAMWORK


Circle the pictures that show teamwork. Cross out the pictures that do not show teamwork.



Kailee, Joel, and Tameka cheered for each other at the soccer game.



Courtney and Casey shook hands at the end of the game.



Laura refused to help in the group project.



Kenny and Finn left Ricki out of the game.

Name: _____

GROWTH MINDSET



Name: _____

GROWTH MINDSET

Color each thought that shows a growth mindset.

I might as well give up.

What if I make a mistake?

I just can't do it...yet!

With practice, I will get better!

I believe in myself.



Name: _____

SPORTSMANSHIP


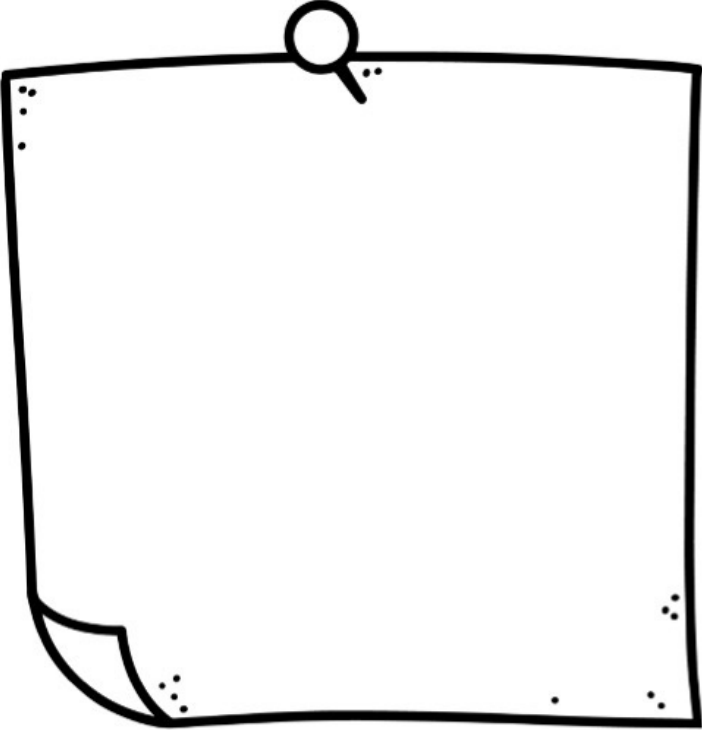


Name: _____

SPORTSMANSHIP

My favorite sport:

My favorite team:




I show good sportsmanship when I...




CHARACTER TRAITS

This workbook belongs to:



Name: _____

RESPECT



Name: _____

RESPECT

LOOKS LIKE



SOUNDS LIKE




FEELS LIKE



Name: _____



FAIRNESS



Name: _____

FAIRNESS

Write about how these friends are showing fairness.



Name: _____


COURAGE



Name: _____


COURAGE

I was courageous when I...



Name: _____

EMPATHY



Name: _____

EMPATHY

How could you show empathy in these situations?







Name: _____


SAFETY



Name: _____


SAFETY

Color the friends that are making safe choices green.
Color the friends that are making unsafe choices red.



Name: _____

FRIENDSHIP




Name: _____

FRIENDSHIP


Color your favorite ways to be a good friend.



Give to others



Use kind words




Cheer others up



Share

Name: _____

HONESTY



Name: _____

HONESTY

Honesty looks like:



3 ways I can show honesty:



I was honest when I



Name: _____


MOTIVATION



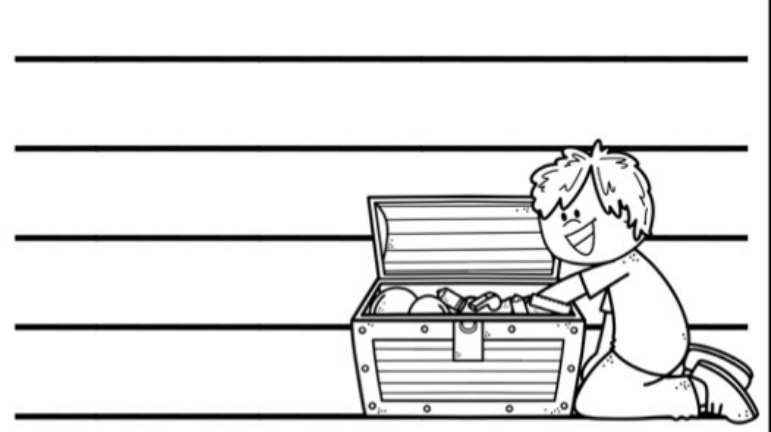
Name: _____

MOTIVATION

1 What is a goal that you would like to achieve?



2 What motivates you to achieve your goal?



3 What are the steps that you will take to achieve your goal?

1) _____

2) _____

3) _____



4 How will you know that you've achieved your goal?



Name: _____


KINDNESS



Name: _____


KINDNESS

Color the friends that are showing kindness.



Name: _____

LEADERSHIP



Name: _____

LEADERSHIP

How can you be a leader in these places?




School




Home

Community



Name: _____





GENEROSITY



Name: _____


GENEROSITY

Write on each gift one way to be generous.



Name: _____


OPTIMISM



Name: _____


OPTIMISM

Write on each speech bubble one way to think positive.



Name: _____


PATIENCE



Name: _____

PATIENCE

Write and draw what patience means to you.



Name: _____


PERSEVERANCE



Name: _____

PERSEVERANCE

Help José climb to the top. Write encouraging words on each line to help him persevere!



Name: _____

RESPONSIBILITY



Name: _____

RESPONSIBILITY

How are each of these friends showing responsibility?








Name: _____

SELF-CONTROL



Name: _____

SELF-CONTROL

How could you show self-control in these situations?



Name: _____


GRATITUDE



Name: _____

GRATITUDE

Fill the heart with drawings of people, places, and things you are grateful for.



Name: _____

TEAMWORK




Name: _____

TEAMWORK

Circle the pictures that show teamwork. Cross out the pictures that do not show teamwork.



Kailee, Joel, and Tameka cheered for each other at the soccer game.



Courtney and Casey shook hands at the end of the game.



Laura refused to help in the group project.



Kenny and Finn left Ricki out of the game.

Name: _____

GROWTH MINDSET



Name: _____

GROWTH MINDSET

Color each thought that shows a growth mindset.

I might as well give up.

What if I make a mistake?

I just can't do it...yet!


With practice, I will get better!

I believe in myself.



Name: _____

SPORTSMANSHIP





Name: _____

SPORTSMANSHIP

My favorite sport:

My favorite team:



I show good sportsmanship when I...



TERMS OF USE:

- Make copies for the purchaser's classroom AND share copies with other educators within your school building
- Reference (without distribution) this product in blog posts, seminars, professional development workshops, or other such venues provided there is both credit given to myself as the author and a link back to my TpT store included in the post/presentation

YOU MAY

- Claim the work as your own, alter the files in any way, or remove/attempt to remove the copyright
- Share this product with educators outside of your school building
- Repackage, sell, or giveaway this product to others
- Offer to share this product anywhere on the internet as a download or copy

YOU MAY NOT



Please contact me any time at laura@musiccitycounselor.com with questions, suggestions, resource requests, or comments. I'm here to help and would love to hear from you!

♥ *laura oathout*

THIS RESOURCE WAS MADE POSSIBLE THANKS TO:

