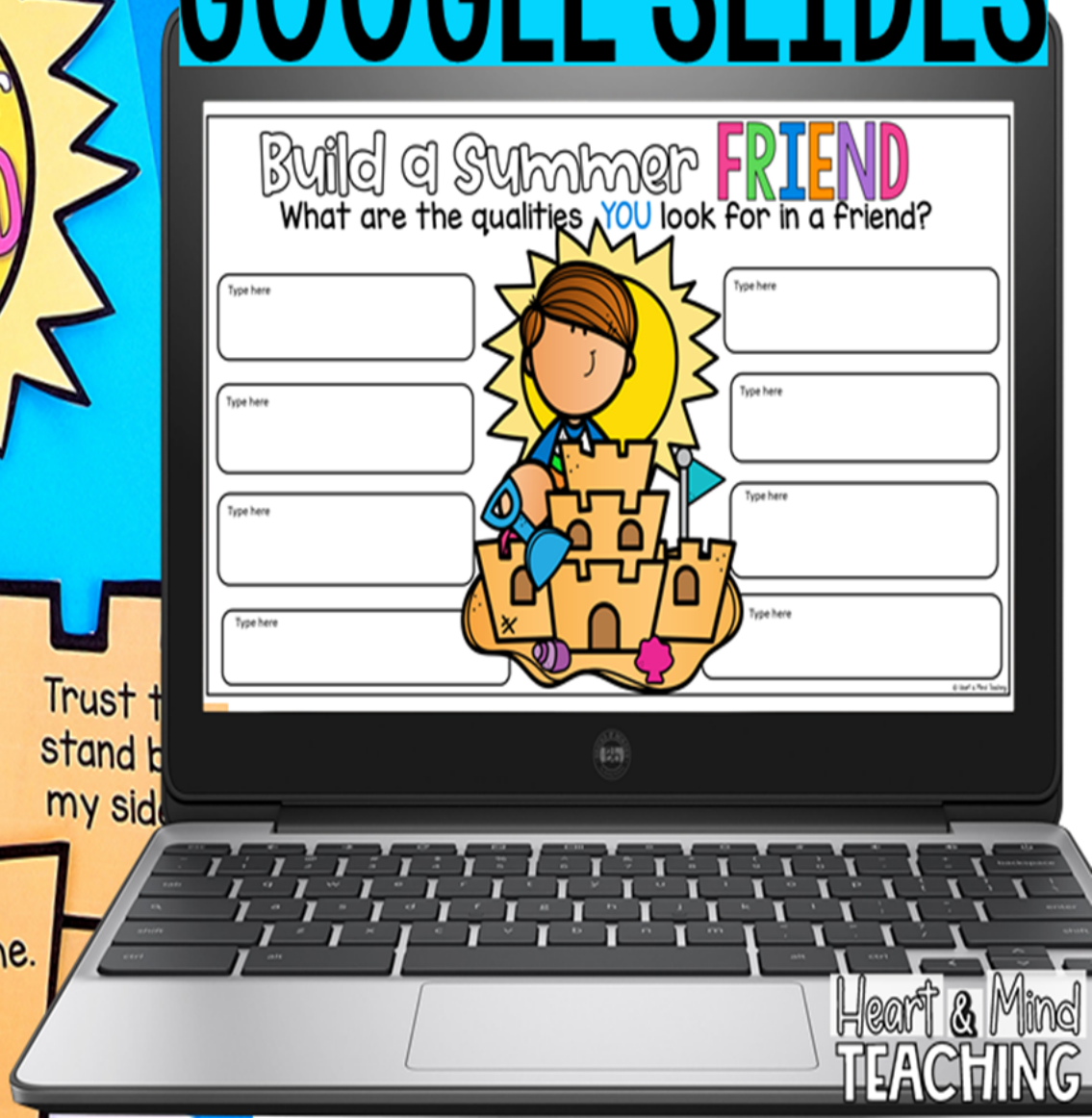


# BUILD A SUMMER

# FRIEND

USE WITH™

# GOOGLE SLIDES



# Build a Summer FRIEND

## Session Objective:

- \*Students will be able to identify traits that they value in a friend.
- \*Students will participate and work together.
- \*Students will self-reflect on their own traits.

## Materials:

- \*Build a Friend Activity
- \*Pencils, Crayons, Scissors, Glue/Tape

## Guiding Questions:

- \*What are some traits that are valued in a friend?
- \*What traits are not valued in a friend?

## Session Details (about 30 minutes)


- \*Students will each get a copy of one of the Build a Summer Friend page. Explain to them using the sample provided, how the page will look when it is complete. Start at the top of the picture, ask "What would you want your friend to use their brain to do?" Allow students to participate and give responses. Have the students write down the responses they liked and would want their friend to have. Next move to the eyes, ask "What is something that a good friend does with their eyes." Again, have the students provide responses and encourage them to write down on their "friend" the ones they like. Move to the following body parts: mouth, ears, hands, heart, feet, and ask for other general qualities they value in a friend. Once there are a good amount of friendship qualities listed, let the students color their "friend". While they are coloring, engage a discussion with questions such as "Why was it important for you to have a friend who you can trust?", "Which is the most important quality for you out of all of the ones you chose?". Point out similarities/differences that the group members chose. Ask "Are the traits you put down on your "friend" all traits that you have? Are there any traits that you are working on and would like to get better at?"
- \*Show students the "My Summer Friend" (there are four different kids to choose from) and explain that they are going to put qualities they are looking for in a friend on the sandcastle parts (depending on the version you are using), there are pre-made ones or they can make their own. You can also print them in black and white and have the students color them. Explain that each "friend" will be unique because we are all looking for different traits within a friend.

## ASCA Standards Alignment:

- \*Mindset: Belief in development of whole self, including a healthy balance of mental, social/emotional and physical well-being. (M 1)
- \*Behavior: Social Skills: Use effective oral and written communication skills and listening skills. (B-SS 1)
- \*Behavior: Social Skills: Create positive and supportive relationships with other students. (B-SS 2)

## SEL Competencies:

- \*Self-awareness: recognizing strengths, accurate self-perception.
- \*Relationship skills: relationship building, communication, social engagement.
- \*Social-awareness: Respect for others, appreciating diversity.







My  
Summer  
FRIEND






My  
Summer  
FRIEND



My  
Summer  
FRIEND



My  
Summer  
FRIEND




My  
Summer  
FRIEND

Top (choose one)



Makes good choices.




Likes similar things that I do.




Looks at me when we are talking.



Smiles.

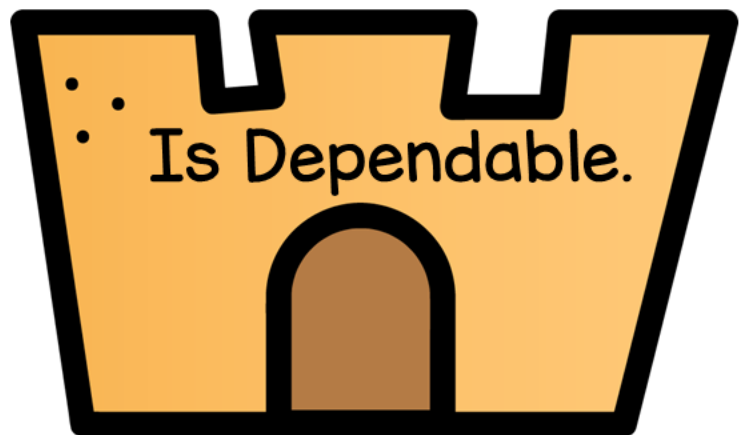
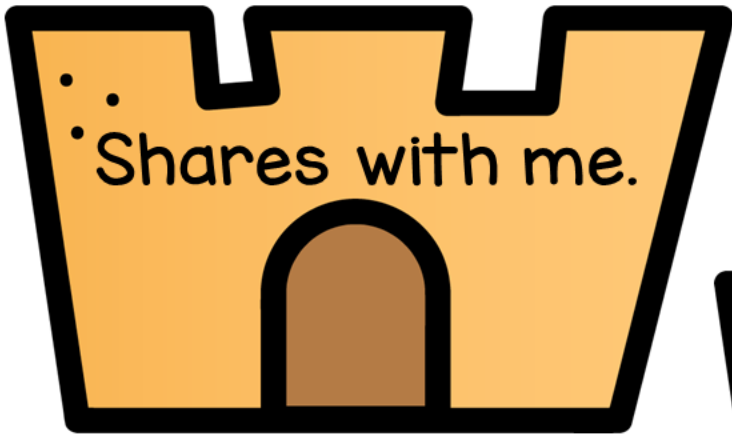
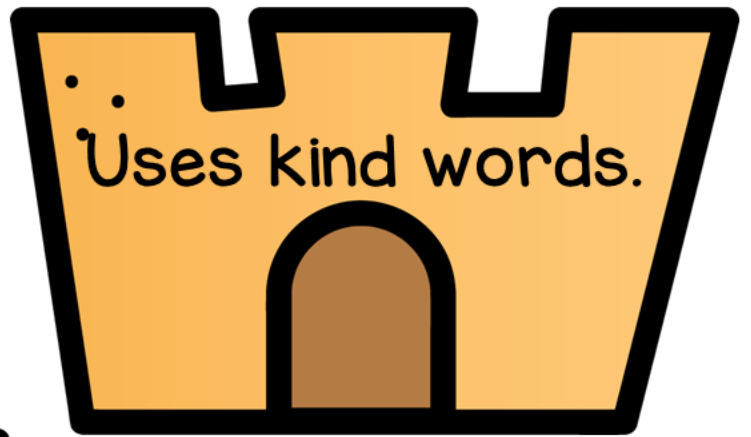


Forgives me when I make mistakes.




Listens to me when I talk.

Base (choose one)




Right side (choose one)




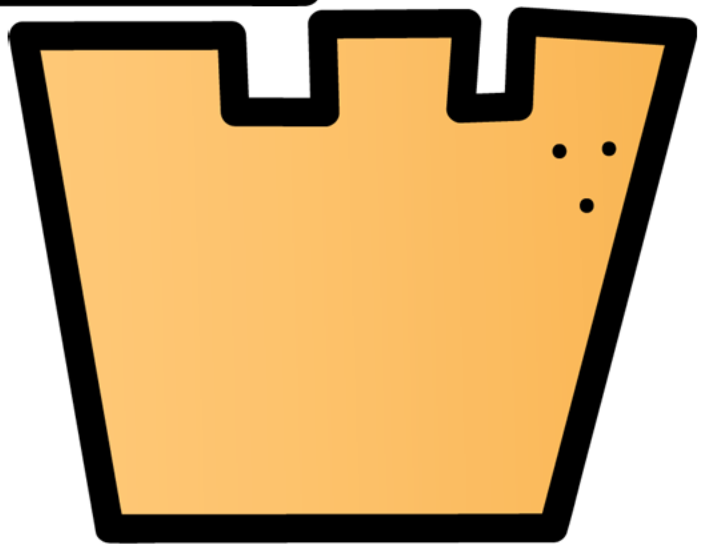
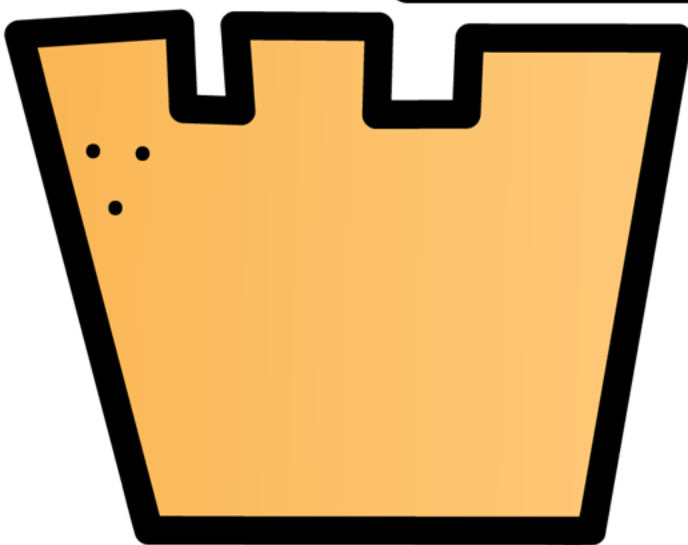


Left side (choose one)



Middle (choose one)



Make  
your own.



# Build a Summer FRIEND

Thinks before they speak.

Makes good choices.

Looks at me when we are talking.

Smiles and makes me laugh.

Listens to me when I talk.

Uses kind Words.

Forgives me when I make mistakes.

Has a caring heart.

Uses hands to help not hurt.


Shares with me.

Likes similar things that I do.

Trust to stand by my side.




# Build a Summer FRIEND




# Build a Summer

# FRIEND



Build a Summer

FRIEND



# Build a Summer FRIEND

Thinks before they speak.

Makes good choices.

Smiles and makes me laugh.

Looks at me when we are talking.

Uses kind Words.

Listens to me when I talk.

Has a caring heart.


Forgives me when I make mistakes.

Shares with me


Uses hands to help not hurt.

Likes similar things that I do.


Trust to stand by my side.



# Build a Summer FRIEND




# Build a Summer FRIEND




Build a Summer


FRIEND



Why is it important for you to know what traits you value in a friend?



...



...

Which quality is the most important one to you?

Are the traits you put down on your "friend", traits that you have?



Are there any traits that you are working on and would like to get better at as a friend?

# Build a Summer FRIEND

## Session Objective:

- \*Students will be able to identify traits that they value in a friend.
- \*Students will participate and work together.
- \*Students will self-reflect on their own traits.

## Materials:

- \*Build a Friend Activity
- \*Pencils, Crayons, Scissors, Glue/Tape

## Guiding Questions:

- \*What are some traits that are valued in a friend?
- \*What traits are not valued in a friend?

## Session Details (about 30 minutes)


- \*Students will each get a copy of one of the Build a Summer Friend page. Explain to them using the sample provided, how the page will look when it is complete. Start at the top of the picture, ask "What would you want your friend to use their brain to do?" Allow students to participate and give responses. Have the students write down the responses they liked and would want their friend to have. Next move to the eyes, ask "What is something that a good friend does with their eyes." Again, have the students provide responses and encourage them to write down on their "friend" the ones they like. Move to the following body parts: mouth, ears, hands, heart, feet, and ask for other general qualities they value in a friend. Once there are a good amount of friendship qualities listed, let the students color their "friend". While they are coloring, engage a discussion with questions such as "Why was it important for you to have a friend who you can trust?", "Which is the most important quality for you out of all of the ones you chose?". Point out similarities/differences that the group members chose. Ask "Are the traits you put down on your "friend" all traits that you have? Are there any traits that you are working on and would like to get better at?"
- \*Show students the "My Summer Friend" (there are four different kids to choose from) and explain that they are going to put qualities they are looking for in a friend on the sandcastle parts (depending on the version you are using), there are pre-made ones or they can make their own. You can also print them in black and white and have the students color them. Explain that each "friend" will be unique because we are all looking for different traits within a friend.

## ASCA Standards Alignment:

- \*Mindset: Belief in development of whole self, including a healthy balance of mental, social/emotional and physical well-being. (M 1)
- \*Behavior: Social Skills: Use effective oral and written communication skills and listening skills. (B-SS 1)
- \*Behavior: Social Skills: Create positive and supportive relationships with other students. (B-SS 2)


## SEL Competencies:

- \*Self-awareness: recognizing strengths, accurate self-perception.
- \*Relationship skills: relationship building, communication, social engagement.
- \*Social-awareness: Respect for others, appreciating diversity.




My  
Summer  
FRIEND







My  
Summer  
FRIEND





My  
Summer  
FRIEND






My  
Summer  
FRIEND




Top (choose one)



Makes good choices.



Likes similar things that I do.




Looks at me when we are talking.



Smiles.








Forgives me when I make mistakes.





Listens to me when I talk.


Base (choose one)



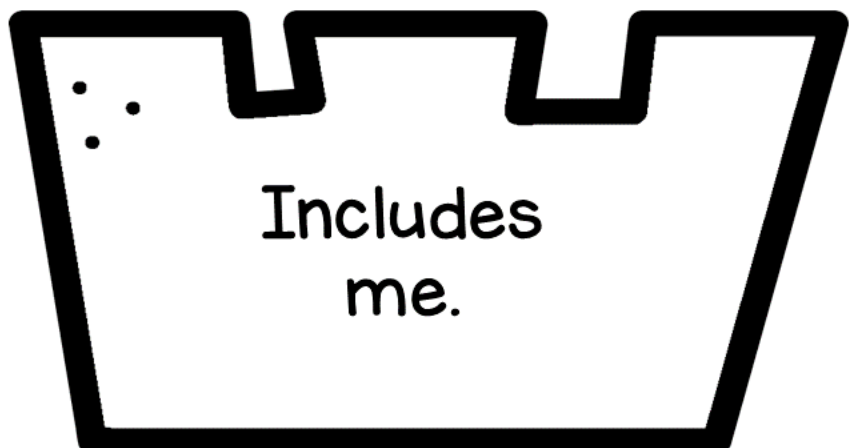


Right side (choose one)



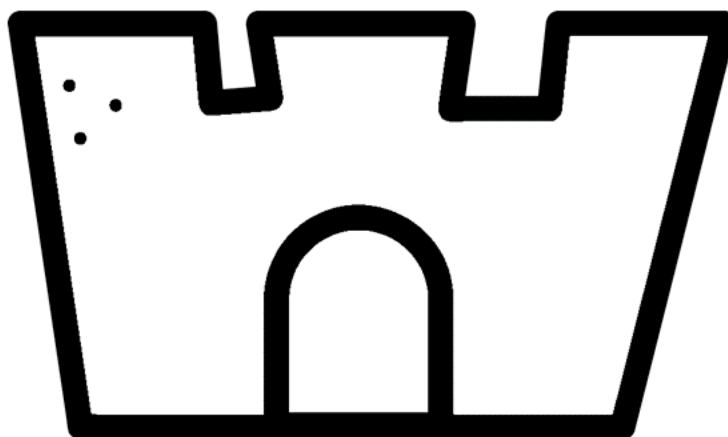
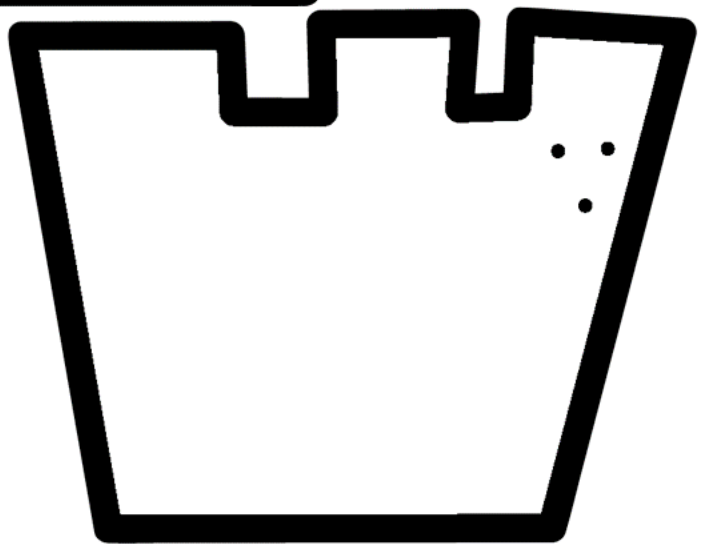
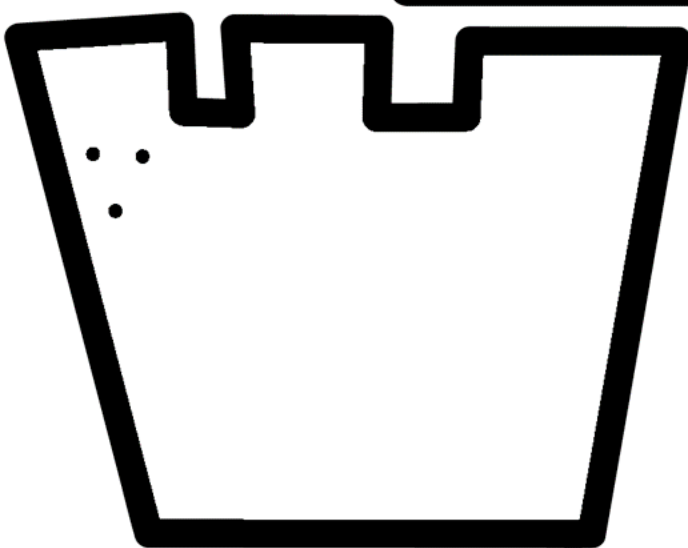
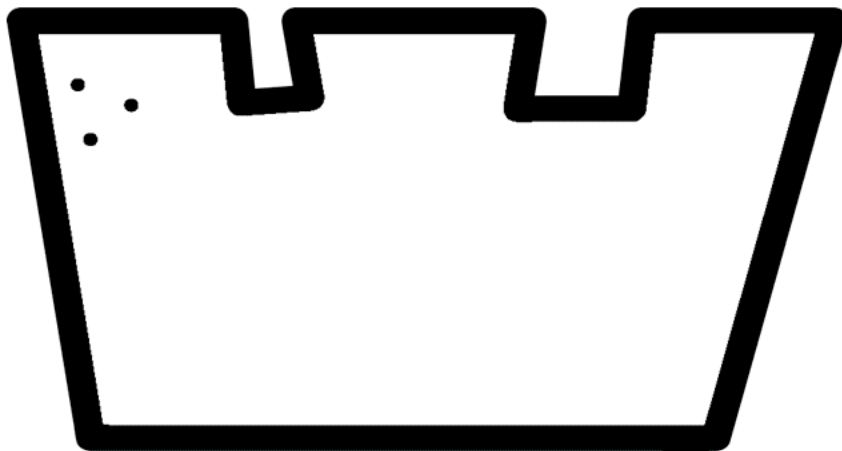

Left side (choose one)



Middle (choose one)



Make  
your own.



# Build a Summer FRIEND

Thinks  
before  
they  
speak.

Makes  
good  
choices.

Looks at me  
when we are  
talking.

Smiles and  
makes me  
laugh.

Listens to  
me when I  
talk.

Uses kind  
Words.

Forgives me  
when I make  
mistakes.


Has a caring  
heart.

Uses hands  
to help not  
hurt.


Shares  
with me.

Trust  
to stand  
by my  
side.


Likes  
similar  
things  
that I  
do.




# Build a Summer FRIEND



# Build a Summer FRIEND



# Build a Summer FRIEND



# Build a Summer FRIEND

Thinks before they speak.

Makes good choices.

Smiles and makes me laugh.

Looks at me when we are talking.

Uses kind Words.

Listens to me when I talk.

Has a caring heart.


Forgives me when I make mistakes.

Shares with me


Uses hands to help not hurt.

Likes similar things that I do.

Trust to stand by my side.



# Build a Summer FRIEND



# Build a Summer FRIEND

Thinks  
before  
they  
speak.

Makes  
good  
choices.

Looks at me  
when we are  
talking.

Smiles and  
makes me  
laugh.

Listens to me  
when I talk.

Uses kind  
Words.


Forgives me  
when I make  
mistakes.

Has a caring heart  
Shares  
with me.


Uses hands to  
help not hurt.

Likes  
similar  
things  
that  
I do


Trust to stand  
by my side.




# Build a Summer FRIEND



Why is it important for you to know what traits you value in a friend?





...



Which quality is the most important one to you?

...

Are the traits you put down on your "friend", traits that you have?



Are there any traits that you are working on and would like to get better at as a friend?

# GOOGLE SLIDES

Your resource comes with a digital version for use in Google Slides via Google Classroom. Follow these steps to upload your resource.

**1** Click here  [Build a Summer Friend](#)

**2** You will be prompted to make a copy of the resource. Click on the blue box that says “Make a copy” and the resource will go directly into your Google drive.

Google Drive

Copy document

Would you like to make a copy of Career Interest Inventory?

Make a copy



**3** Go to your Google Drive and locate the copy of the file. You can rename the file at this point or add/delete slides.

**4** Next, go to your Google Classroom and add an assignment. Select the Google Drive Symbol and select the resource you want to assign.

**5** From here, you should see a grey box that says “Students can view file.” Click the grey box. A dropdown menu should appear. Select, “Make a copy for each student.”

**YOU HAVE TO MAKE A COPY FOR EACH STUDENT!**

Otherwise they will all be editing the same file.

Click “Assign” in the top right corner if you’re ready to post!

This product is meant to be used in “edit” mode (not “presentation” mode). Edit mode is the only mode that allows drag & drop and writing in text boxes.

[Helpful links for using Google Classroom:](#)

[Teacher Tips for using Google Classroom \(TPT blog\)](#)

[Getting Started with Google Classroom \(youtube video\)](#)



**Thank you for supporting my little shop!**

Hi there! I'm Ashley- a School Counselor, curriculum developer, blogger, and mama to two young boys. I have a passion for creating fun and engaging resources for Counseling and Social Emotional Learning.

Access my Freebie Library

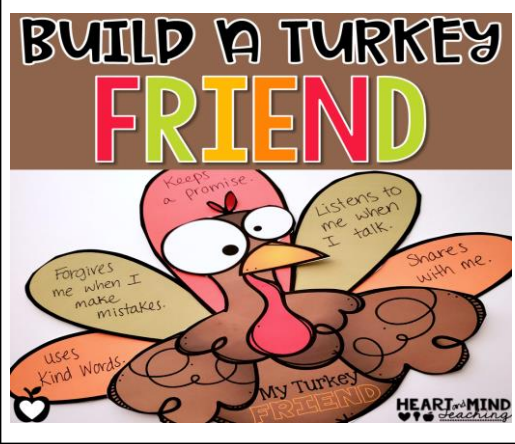
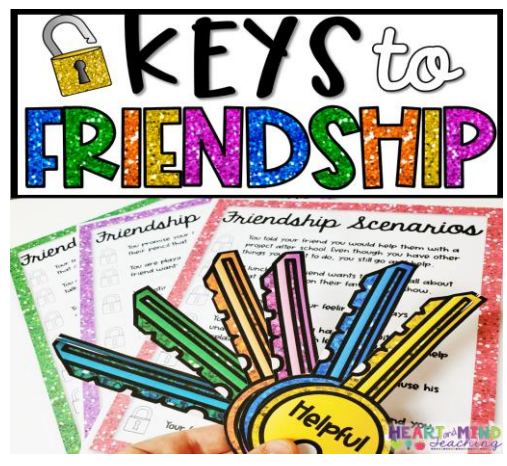
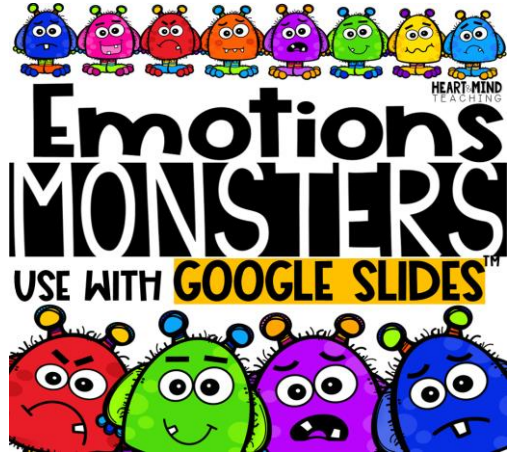
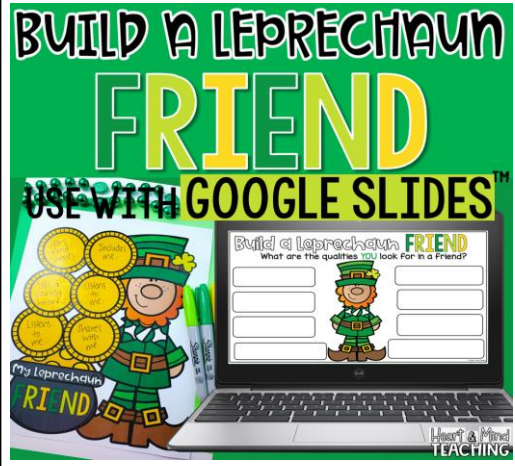


**FOLLOW FOR EXCLUSIVE SAVINGS**

New products are 50% off for 24hrs.

**CLICK HERE**

C H E C K T H I S O U T



# TERMS OF USE

© Heart and Mind Teaching, 2021. All rights reserved. Purchase of this item entitles the purchaser the right to reproduce for classroom, personal, and google classroom use only. Use in multiple classrooms, requires the purchase of additional licenses. Redistribution or duplication of this product is strictly forbidden without the written permission of the publisher. Copying any part of this product and placing it on a publicly accessible website is strictly forbidden and is a violation of the Digital Millennium Copyright Act (DMCA). You may post this for single-classroom use on a password protected student site such as google classroom. **You may NOT post my products on any public, for-profit, or commercial websites or entities, such as Outschool.** Please do not sell or distribute any part of this as your own. Thank you for abiding by universally accepted codes of professional ethics while using this product.

Questions or Concerns?  
Please reach out to me at:

[heartandmindteaching@gmail.com](mailto:heartandmindteaching@gmail.com)



# CREDITS



[Gayle McGlaulin](#)