

Capability CRAYON BOX



Capability CRAYON BOX



Objective:

Identify one's own capabilities and express it to others.

Materials:

- *Crayon cut outs (make duplicates).
- *Crayon box for each student.

Tips and Tricks:

- *Every crayon box should be unique, some might have duplicate colors.
- *If you print in black and white, have the students color the crayons themselves to make it colorful.
- *Have a few blank crayons so students can write in their own capability if it is not on the pre-made ones.

ASCA Standards:

- *Mindset: Self-confidence in ability to succeed. (M 2)
- *Behavior: Social Skills: Create positive and supportive relationships with other students. (B-SS I)

SEL Competencies:

- *Self-awareness: Recognizing strengths, self-confidence.
- *Relationship skills: relationship building, communication, social engagement.
- *Social-awareness: Respect for others.

Activity Details (about 30 min):

- *Each student gets their own crayon box in front of them.
- *Say "A capability is something we are able to do, there are many things we are capable of doing and some things that we cannot do. There are also things we want to learn to do or are working on being able to do. Often, we can get caught up and only focus on what we can't do and that can make us feel bad about ourselves. What I want us to focus on today is what we can do, and what we are currently capable of. Since we are all unique and special in different ways, each of us will have different capabilities and they all add to our group. There are many different capabilities on these colorful crayons, find the ones that you can do and glue them to the top of your crayon box. This represents all the awesome things you are capable of and what makes you unique."
- *After students complete their crayon box, have them share with the group what capabilities they added to their crayon box. Did they have some in common with others? Ask them a question about one of their capabilities (Ex.- That is so cool Tommy, when did you learn to ride a horse?) Point out that no two crayon boxes are the same because we all are capable of different things and that's a good thing, we all add to the world in different ways. It's important to be proud of what you can do and what makes you special.

I can
help
others

I can
make
friends.

I can
teach
others

I can
stand
up for
others

I can
make
others
smile.

I can
lead a
group.

I can
cheer
others
up.

I can
build
things

I can
take
care of
animals.

I can
solve
problems

I can
play
hockey.

I can
play
tennis.

I can
play
dodge-
ball.

I can
be a
role
model.

I can
golf.

I can
ski/snow
board.

I can
do
magic
tricks.

I can
do
yoga.

I can
dance.

I can
sing.

I can
cooper-
-ate.

I am
good
at
history.

I am
good at
fixing
stuff.

I am
good at
playing
video
games.

I am
good at
keeping
my area
neat.

I am
good at
taking
care of
my
siblings.

I am
good at
being on
time.

I am
good at
being
respon-
sible.

I am
good at
sharing
with
others.

I am
good at
helping
those in
need.

I am
good at
playing
games.

I am
good at
being
friendly.

I am
good at
speaking
in front
of
others.

I am
good at
riding my
bicycle.

I am
good at
being
honest.

I am
good at
coding.

I am
good at
spelling.

I am
good at
crafts.

I am
good at
collecting
things.

I am
good at
texting.

I am
good at
photo-
graphy.

I am
good at
talking to
someone
I do not
know.

I am good at Reading.

I am good at Math.

I am good at Art.

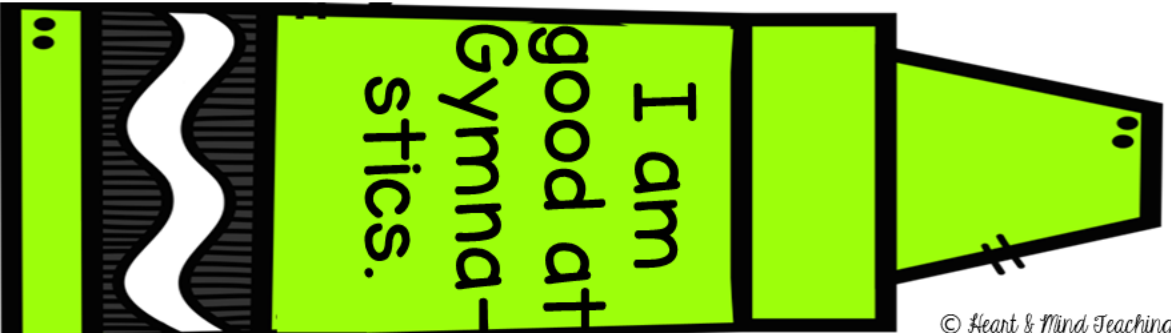
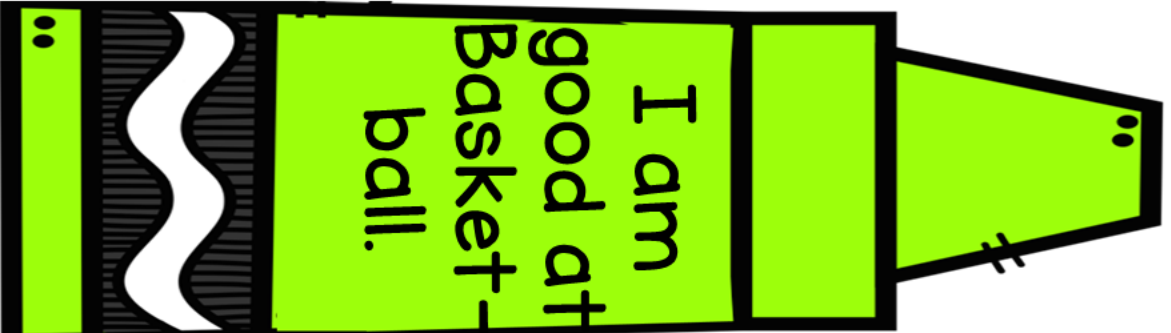
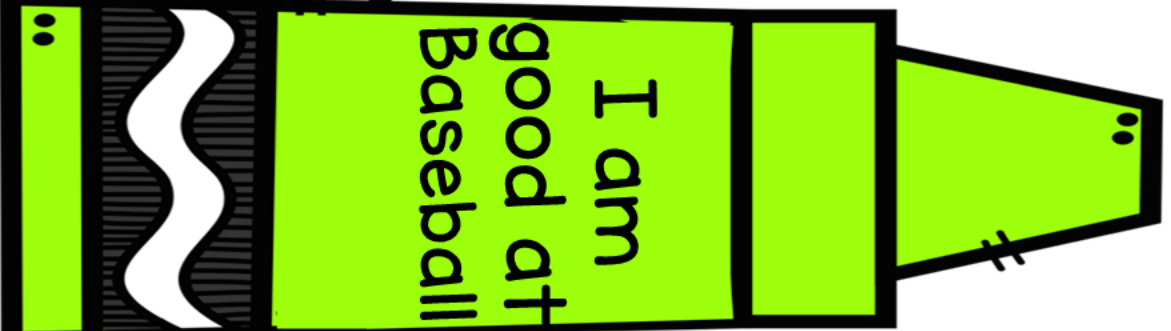
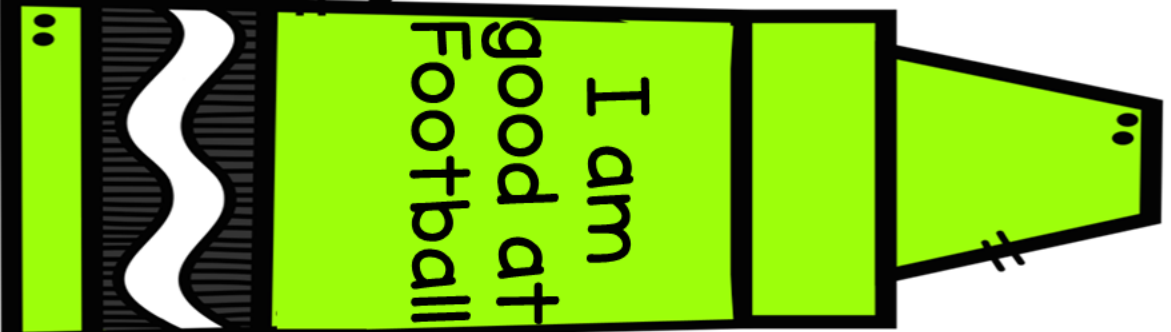
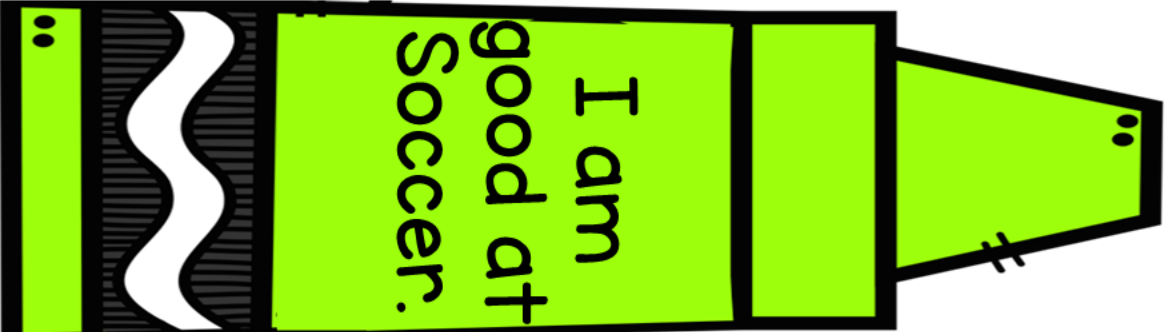
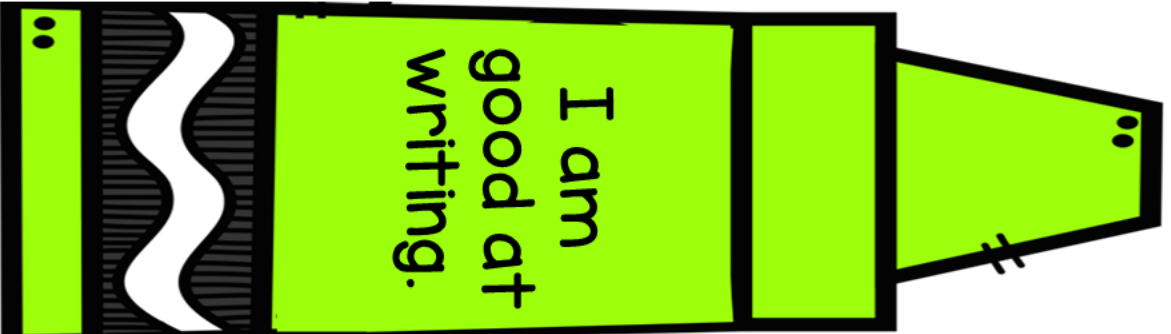
I am good at Music.

I am good at P.E.

I am good at Social Studies.

I am good at Science.





I have
good
hand-
writing.

I have
good
typing
skills.

I have
good
grades

I have
a good
sense
of
style.

I have
acting
skills.

I have
a good
memory.

I have
good
speaking
skills.

I have
good
computer
skills.

I have
a good
imagi-
nation.

I have
fishing
skills.

I have
Karate
skills.

I have
skate-
boarding
skills.

I have
fashion
design
skills.

I have
poetry
skills.

I have
good
hair-
styling
skills.

I have
geography
knowledge.

I have
social
skills.

I have
comedy
skills.

I have
rap
skills.

I have
good
research-
ing
skills.

I have
Chess
skills.

I can
speak
two
languages.

I can
play an
instrument.

I can
run
really
fast.

I can
swim
really
fast.

I can
jump
really
high.

I can
solve
puzzles
quickly.

I can
dance
really
well.

I can
remember
history
facts.

I can
express
my
feelings.

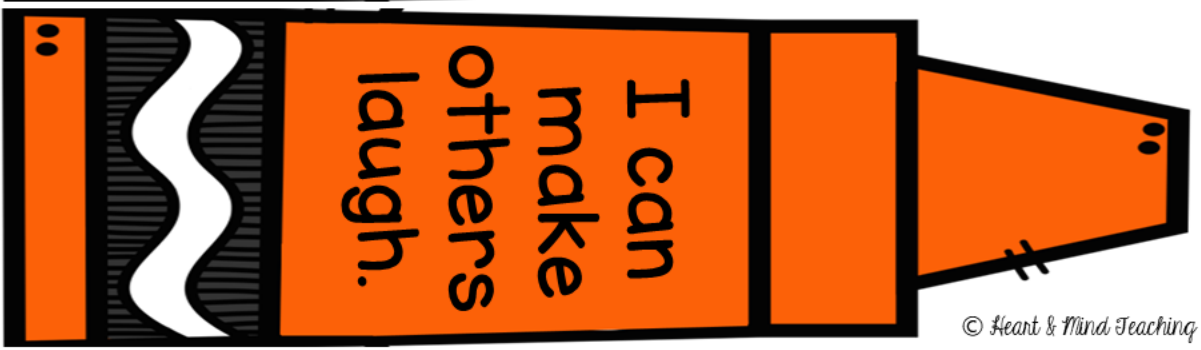
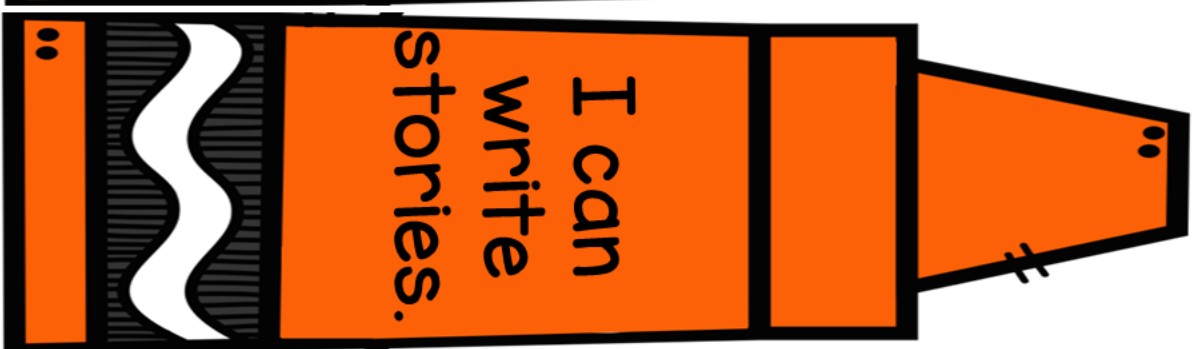
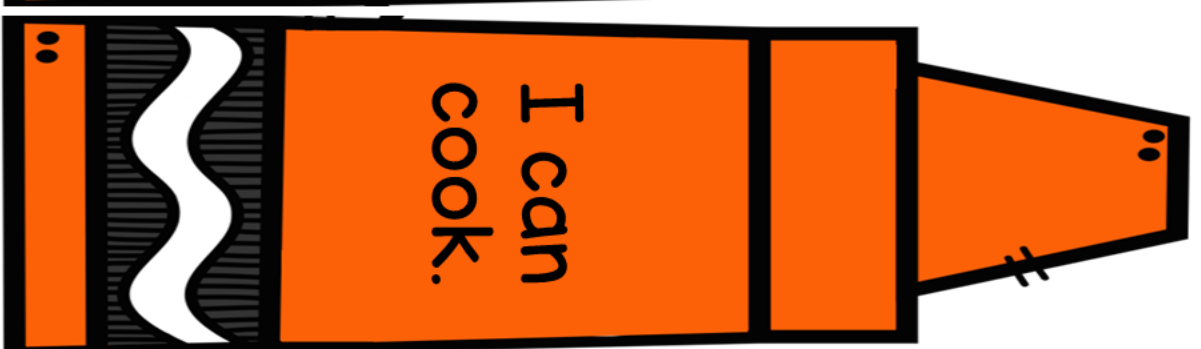


I can
play
volleyball.





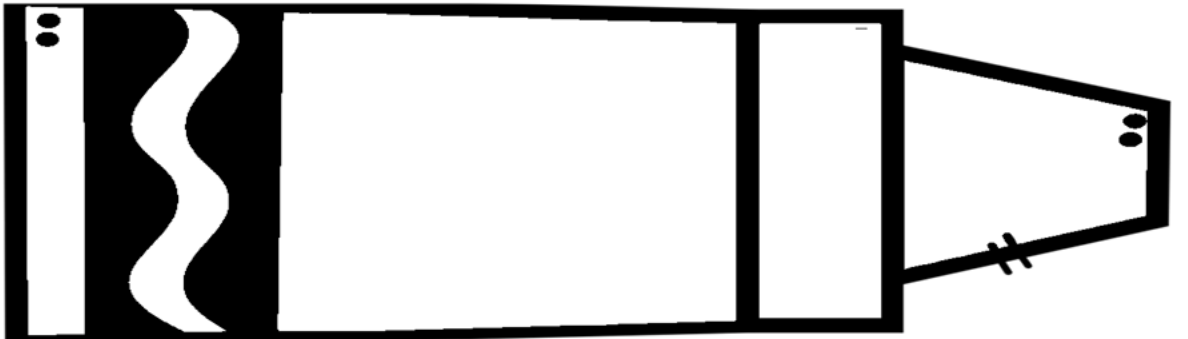
I can
ride a
horse.


I can
get along
with
others.

I can
fix a
computer.

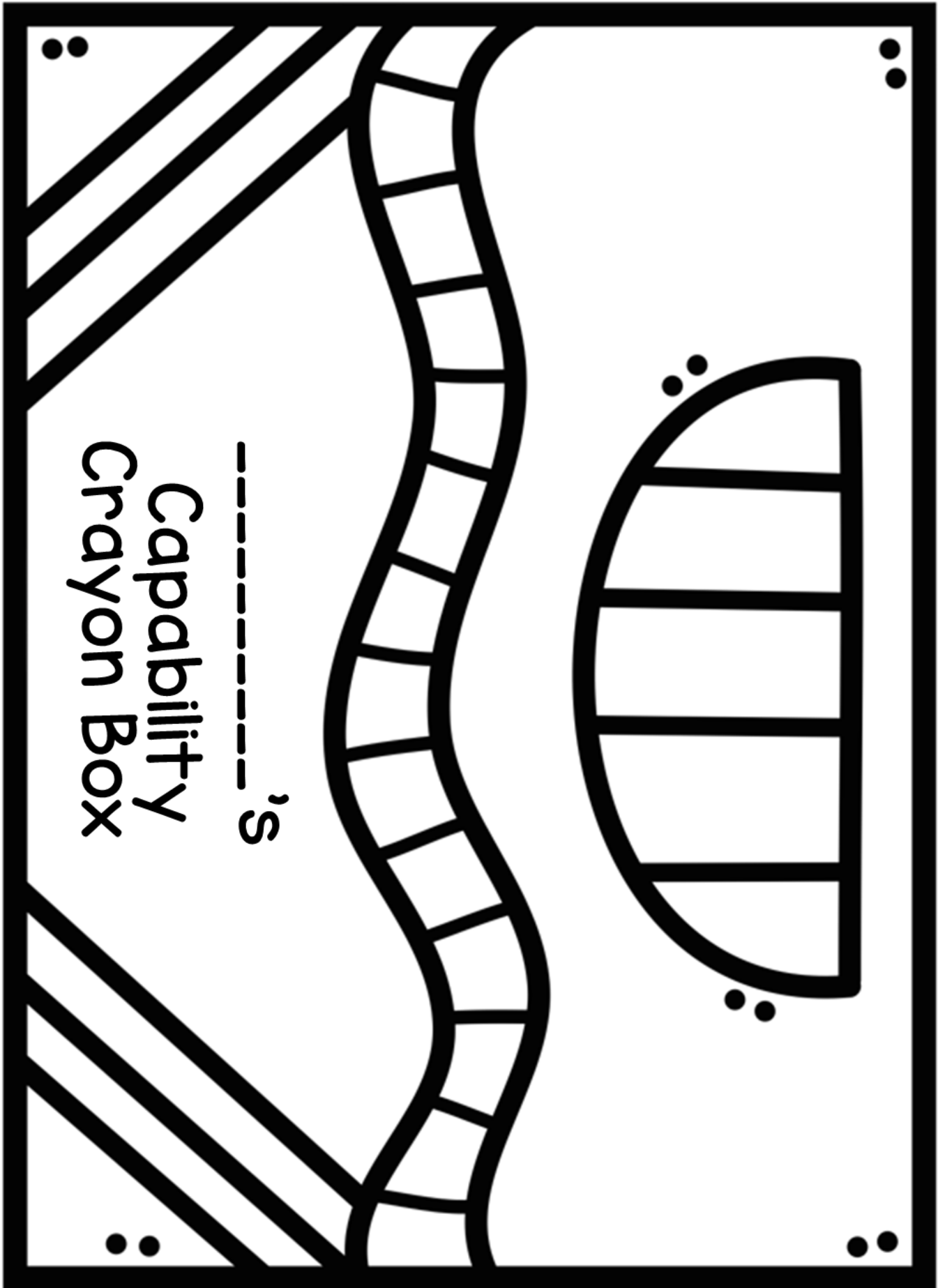
I can
paint
really
well.





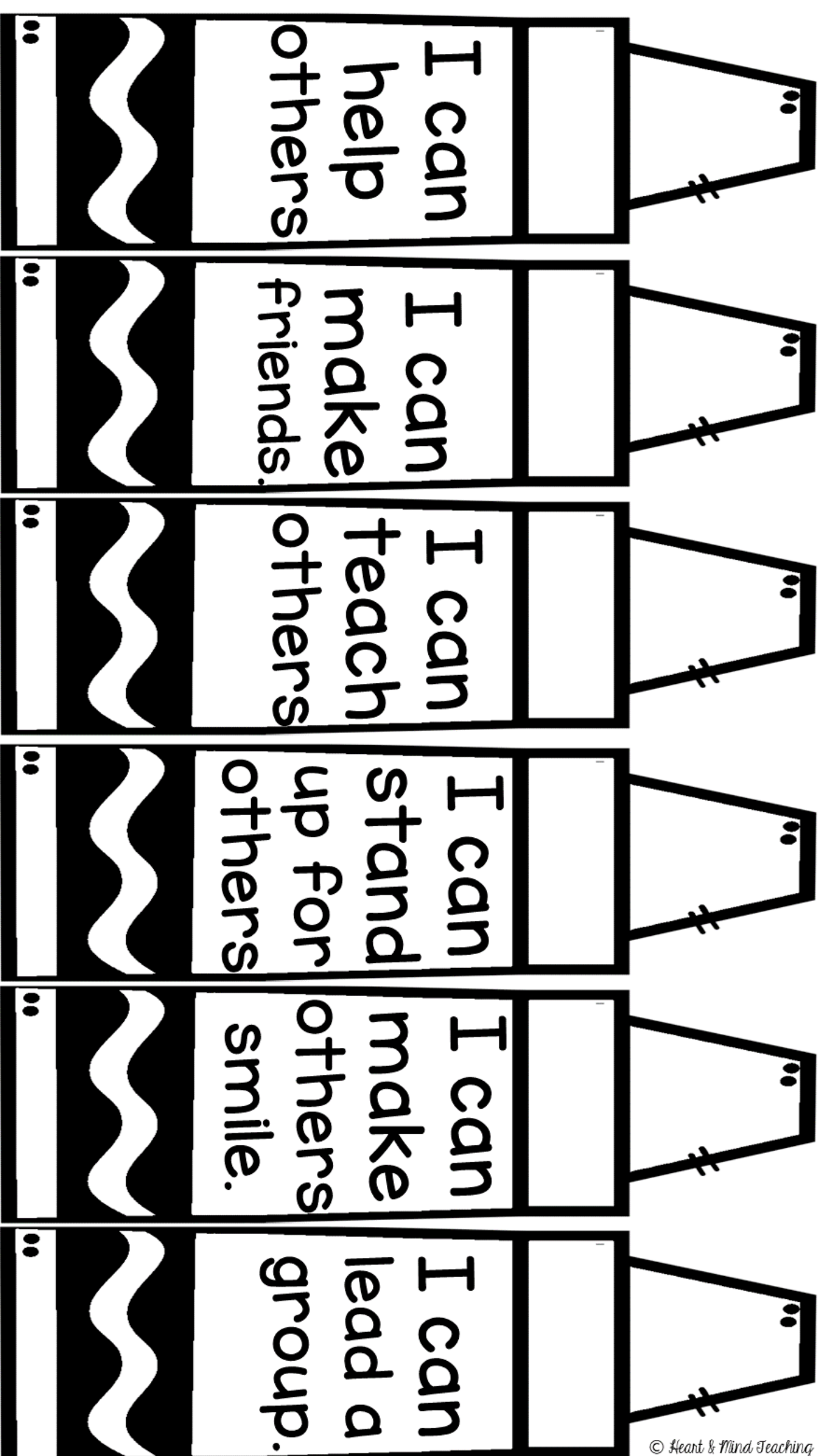


-----'s
Capability
Crayon Box



Capability
Crayon Box

-----'s



I can
help
others

I can
make
friends.

I can
teach
others

I can
stand
up for
others

I can
make
others
smile.

I can
lead a
group.



I can
cheer
others
up.

I can build things

I can take care of animals.

I can solve problems

I can play hockey.

I can play tennis.

I can play dodge-ball.

I can be a role model.

I can golf.

I can ski/snow board.

I can do magic tricks.

I can do yoga.

I can dance.

I can sing.

I can cooperate.

I am
good
at
history.

I am
good at
fixing
stuff.

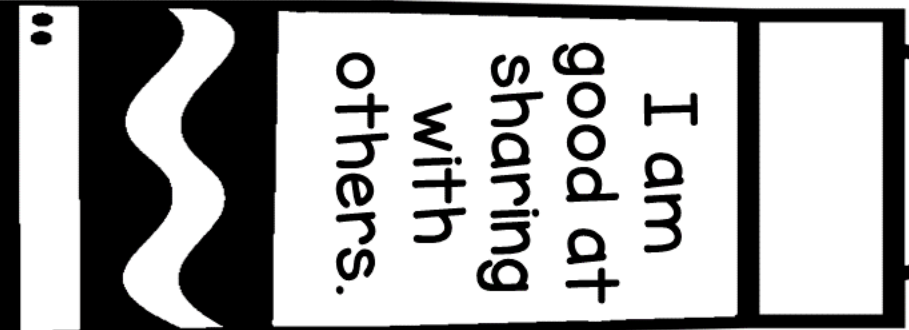
I am
good at
playing
video
games.

I am
good at
keeping
my area
neat.


I am
good at
taking
care of
my
siblings.

I am
good at
being on
time.


I am
good at
being
respon-
sible.



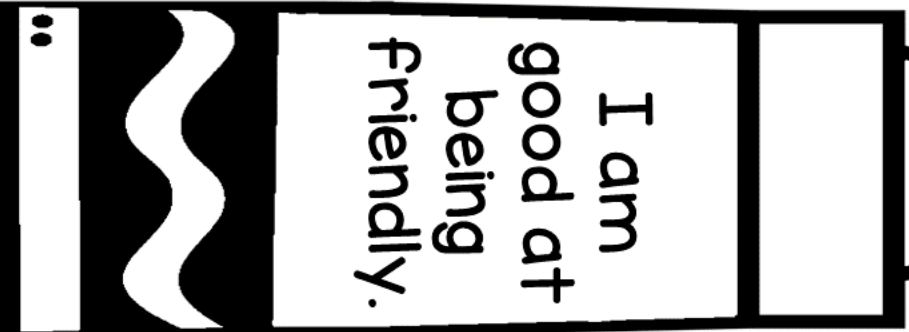
I am
good at
sharing
with
others.



I am
good at
helping
those in
need.




I am
good at
playing
games.



I am
good at
being
friendly.



I am
good at
speaking
in front
of
others.



I am
good at
riding my
bicycle.



I am
good at
being
honest.

I am
good at
coding.

I am
good at
spelling.

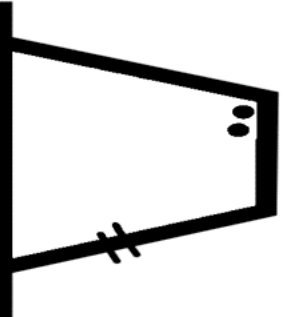
I am
good at
crafts.

I am
good at
collecting
things.

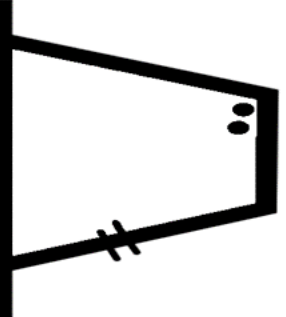
I am
good at
texting.

I am
good at
photo-
graphy.

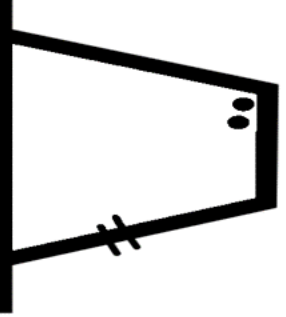
I am
good at
talking to
someone
I do not
know.



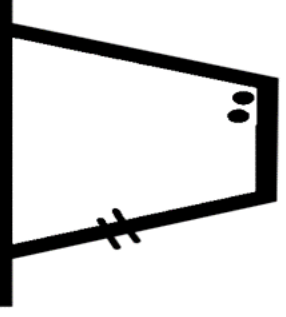
I am
good
at
Reading.



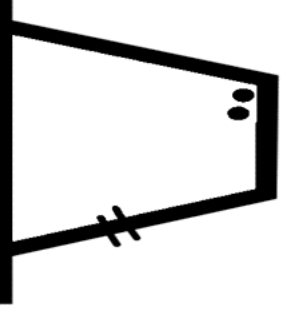
I am
good
at
Math.



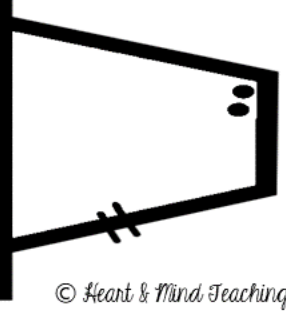
I am
good
at
Art.



I am
good
at
Music.



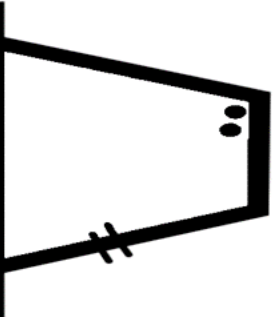
I am
good
at
P.E.



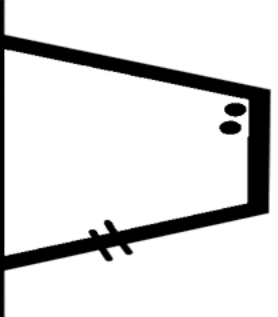
I am
good at
Social
Studies.



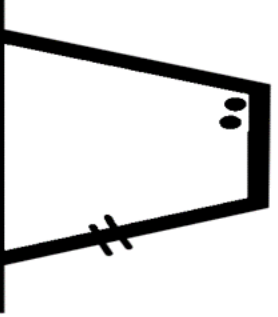
I am
good
at
Science.



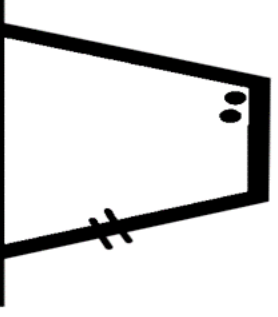
I am
good at
taking
turns.



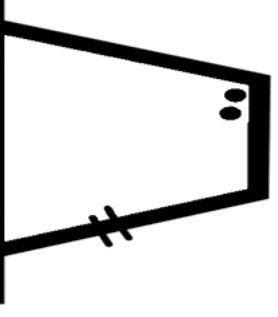
I am
good at
following
rules.



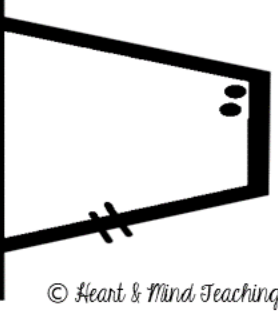
I am
good at
doing my
work.



I am
good at
listening.

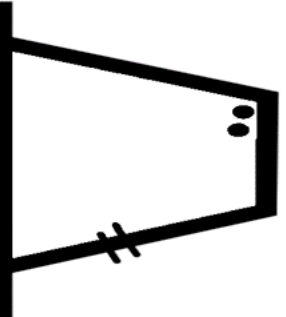


I am
good at
working
on the
computer.

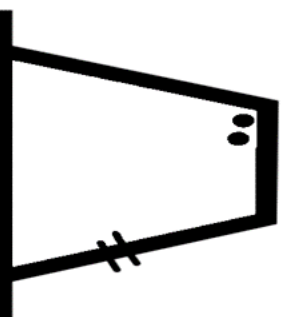


I am
good at
working
on the
tablet.

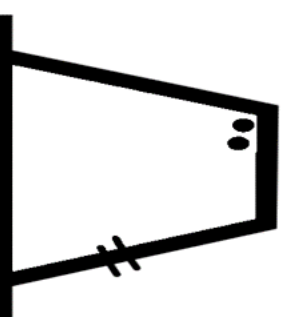




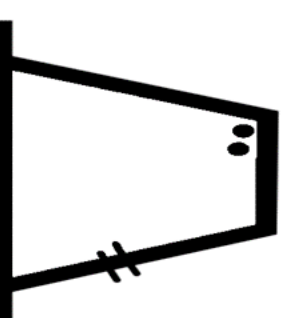
I am
good at
writing.



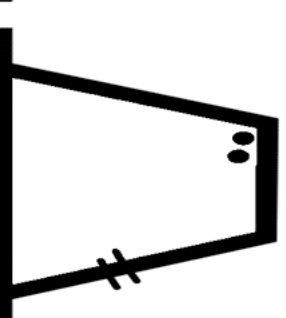
I am
good at
Soccer.



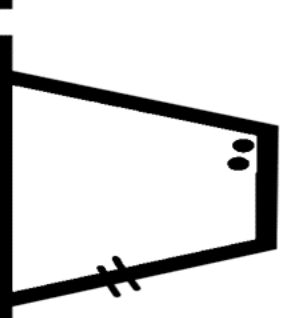

I am
good at
Football



I am
good at
Baseball



I am
good at
Basket-
ball.



I am
good at
Gymna-
stics.



I am
good at
Cheer-
leading.

I have
good
hand-
writing.

I have
good
typing
skills.

I have
good
grades

I have
a good
sense
of
style.

I have
acting
skills.

I have
a good
memory.

I have
good
speaking
skills.

I have
good
computer
skills.

I have
a good
imagi-
nation.

I have
fishing
skills.

I have
Karate
skills.

I have
skate-
boarding
skills.

I have
fashion
design
skills.

I have
poetry
skills.

I have good hair-styling skills.

I have geography knowledge.

I have social skills.

I have comedy skills.

I have rap skills.

I have good research skills.

I have Chess skills.

I can
speak
two
languages.

I can
play an
instrument.

I can
run
really
fast.

I can
swim
really
fast.

I can
jump
really
high.

I can
solve
puzzles
quickly.

I can
dance
really
well.

I can
remember
history
facts.

I can
express
my
feelings.

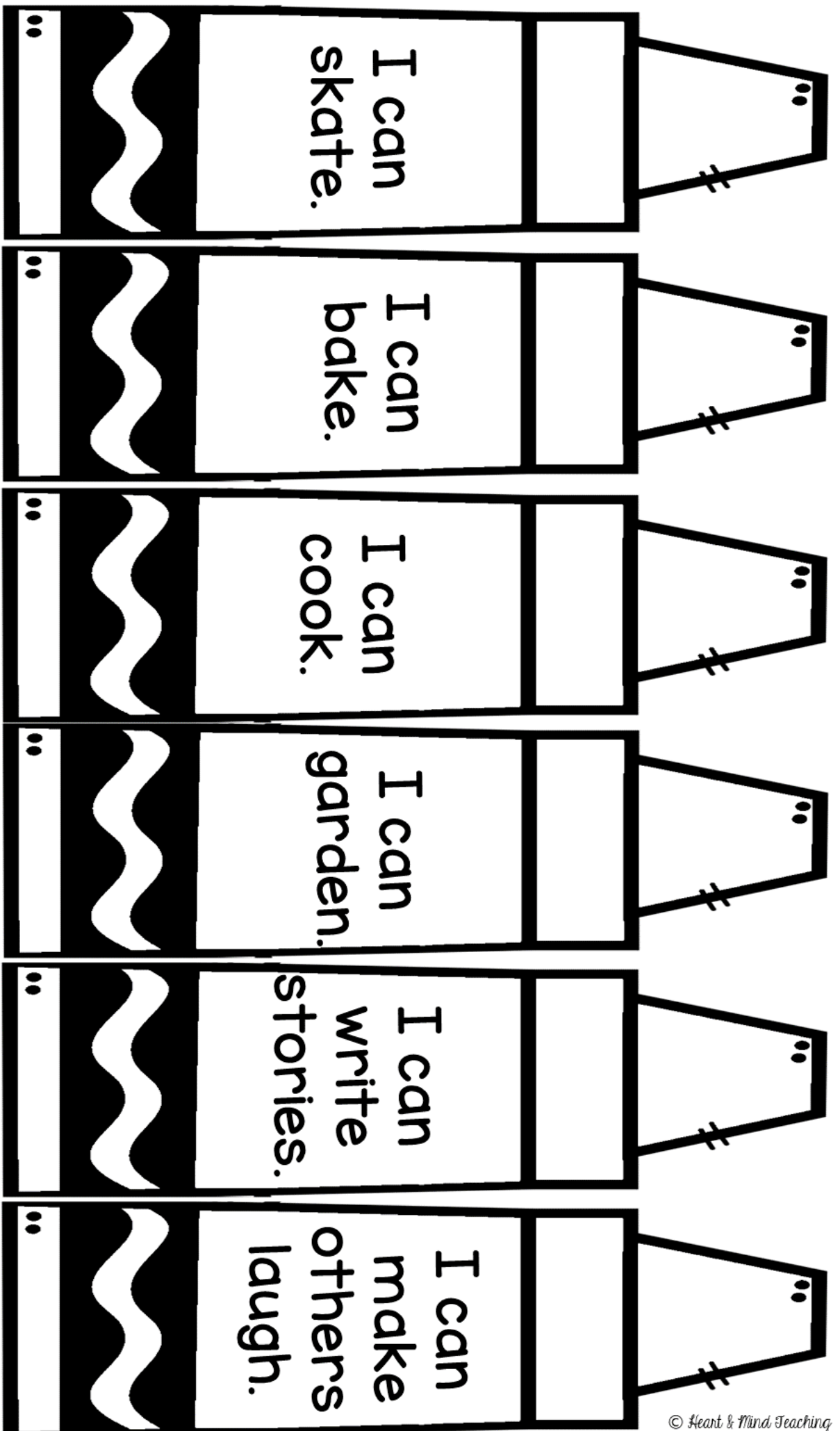
I can
play
volleyball.

I can
ride a
horse.

I can
get along
with
others.

I can
fix a
computer.

I can
paint
really
well.



GOOGLE CLASSROOM

Your resource comes with a digital version for use in Google Slides via Google Classroom. Follow these steps to upload your resource.

1 Click here  [Capability Crayon Box](#)

2 You will be prompted to make a copy of the resource. Click on the blue box that says “Make a copy” and the resource will go directly into your Google drive.

Google Drive

Copy document

Would you like to make a copy of Career Interest Inventory?

Make a copy



3 Go to your Google Drive and locate the copy of the file. You can rename the file at this point or add/delete slides.

4 Next, go to your Google Classroom and add an assignment. Select the Google Drive Symbol and select the resource you want to assign.

5 From here, you should see a grey box that says “Students can view file.” Click the grey box. A dropdown menu should appear. Select, “Make a copy for each student.”

YOU HAVE TO MAKE A COPY FOR EACH STUDENT!

Otherwise they will all be editing the same file.

Click “Assign” in the top right corner if you’re ready to post!

This product is meant to be used in “edit” mode (not “presentation” mode). Edit mode is the only mode that allows drag & drop and writing in text boxes.

Helpful links for using Google Classroom:

[Teacher Tips for using Google Classroom \(TPT blog\)](#)

[Getting Started with Google Classroom \(youtube video\)](#)

ABOUT THE AUTHOR



Hi, I'm Ashley
SCHOOL COUNSELOR
Blogger & Creator


I have a B.A. in Psychology and an M.A. in School Counseling. I have a passion for creating fun and engaging resources for Counseling and Social Emotional Learning. I am a wife, and mother to two young boys. Thank you for supporting my little shop.

Click the icons to connect with me



Access my Freebie Library

RECOMMENDED RESOURCES



TERMS OF USE

© Heart and Mind Teaching, 2020. All rights reserved. Purchase of this item entitles the purchaser the right to reproduce for classroom, personal, and google classroom use only. Use in multiple classrooms, requires the purchase of additional licenses. Redistribution or duplication of this product is strictly forbidden without the written permission of the publisher. Copying any part of this product and placing it on a publicly accessible website is strictly forbidden and is a violation of the Digital Millennium Copyright Act (DMCA). You may post this for single-classroom use on a password protected student site such as google classroom. **You may NOT post my products on any public, for-profit, or commercial websites or entities.** Please do not sell or distribute any part of this as your own. Thank you for abiding by universally accepted codes of professional ethics while using this product.

Please feel free to contact me if you have any questions or feedback about this resource at:

heartandmindteaching@gmail.com



CREDITS



[Gayle McGlaulin](#)