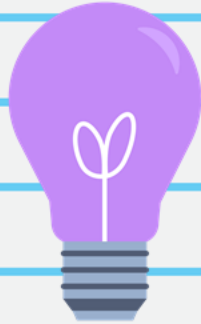



Let's Collab!




Cut out all of the eyes and mouths. Cut out either the full cards or emotion word cards depending on which version you want to use. Have students build the shark emotion using the facial features and identify which emotion it is using the card.



THE SHARK IS FEELING...





EYES



EYES & MOUTH





HAPPY

SAD

ANGRY

WORRIED

TIRED

EXCITED

SILLY

SCARED

COUNSELOR Collab

with Laura & Ashley

[Ashley's TpT Store](#)

[Ashley's Instagram](#)

[Ashley's Website](#)

[Laura's TpT Store](#)

[Laura's Instagram](#)

[Laura's Website](#)



Counselor Collab on Instagram

Counselor Collab on Facebook

Counselor Collab Members-Only Facebook Group

Laura & Ashley



lauraashley@counselorcollab.com

CREDITS



TERMS OF USE

© Counselor Collab, 2024. All rights reserved. Purchase of this item entitles the purchaser the right to reproduce for classroom, personal, and google classroom use only. Use in multiple classrooms, requires the purchase of additional licenses. Redistribution or duplication of this product is strictly forbidden without the written permission of the publisher. Copying any part of this product and placing it on a publicly accessible website is strictly forbidden and is a violation of the Digital Millennium Copyright Act (DMCA). You may post this for single-classroom use on a password protected student site such as google classroom. Please do not sell or distribute any part of this as your own. Thank you for abiding by universally accepted codes of professional ethics while using this product.