

# MUSIC city COUNSELOR


# THANK YOU FOR YOUR PURCHASE!



Hey y'all, Laura here! I so appreciate when you please take a moment to leave a review on my resources on my TpT Store. Thanks for your support! Enjoy the resource!

♥ *laura oathout*

# LET'S CONNECT!



For helpful ideas, engaging resources, and freebies, please check out my website and membership!

♥ **WEBSITE:** [www.musiccitycounselor.com](http://www.musiccitycounselor.com)

♥ **MEMBERSHIP:** [www.counselorcollab.com](http://www.counselorcollab.com)

# DIRECTIONS:

This summer-themed seek-and-find activity focuses on feelings identification.

To play, students count how many of each feelings face they can find, then write the number on the line at the bottom.

6 feelings are included for each design: happy, sad, angry, nervous, surprised, excited, grumpy, and scared.

6 different clipart options are included: pineapples, ice pops, suns, watermelons, sharks, and crabs.


Questions, comments, or suggestions? Please contact me any time at [laura@musiccitycounselor.com](mailto:laura@musiccitycounselor.com). I'm here to help!

PS I SO appreciate when you please take a moment to leave a review on my resources on my TpT store. It earns you credits towards future purchases, helps other educators find quality resources, and helps my small business grow! 😊

Name: \_\_\_\_\_

# PINEAPPLE FIND THE FEELINGS

Count how many of each feeling you find. Write the number on the line.



Happy Pineapple



\_\_\_\_\_

Angry Pineapple



\_\_\_\_\_

Surprised Pineapple



\_\_\_\_\_

Grumpy Pineapple



\_\_\_\_\_

Sad Pineapple



\_\_\_\_\_

Nervous Pineapple



\_\_\_\_\_

Excited Pineapple




\_\_\_\_\_

Scared Pineapple




\_\_\_\_\_












Name: \_\_\_\_\_

# ICE POP FIND THE FEELINGS

Count how many of each feeling you find. Write the number on the line.




Happy Ice Pop  _____	Angry Ice Pop  _____	Surprised Ice Pop  _____	Grumpy Ice Pop  _____
Sad Ice Pop  _____	Nervous Ice Pop  _____	Excited Ice Pop  _____	Scared Ice Pop  _____












Name: \_\_\_\_\_

# SUNSHINE FIND THE FEELINGS

Count how many of each feeling you find. Write the number on the line.




<p>Happy Sunshine</p>  <p>_____</p>	<p>Angry Sunshine</p>  <p>_____</p>	<p>Surprised Sunshine</p>  <p>_____</p>	<p>Grumpy Sunshine</p>  <p>_____</p>
<p>Sad Sunshine</p>  <p>_____</p>	<p>Nervous Sunshine</p>  <p>_____</p>	<p>Excited Sunshine</p>  <p>_____</p>	<p>Scared Sunshine</p>  <p>_____</p>












Name: \_\_\_\_\_

# WATERMELON FIND THE FEELINGS

Count how many of each feeling you find. Write the number on the line.




Happy Watermelon 	Angry Watermelon 	Surprised Watermelon 	Grumpy Watermelon 
Sad Watermelon 	Nervous Watermelon 	Excited Watermelon 	Scared Watermelon 












Name: \_\_\_\_\_

# SHARK FIND THE FEELINGS

Count how many of each feeling you find. Write the number on the line.




<p>Happy Shark</p>  <p>_____</p>	<p>Angry Shark</p>  <p>_____</p>	<p>Surprised Shark</p>  <p>_____</p>	<p>Grumpy Shark</p>  <p>_____</p>
<p>Sad Shark</p>  <p>_____</p>	<p>Nervous Shark</p>  <p>_____</p>	<p>Excited Shark</p>  <p>_____</p>	<p>Scared Shark</p>  <p>_____</p>



Name: \_\_\_\_\_

# CRAB FIND THE FEELINGS

Count how many of each feeling you find. Write the number on the line.




Happy Crab

Angry Crab

Surprised Crab

Grumpy Crab




Sad Crab

Nervous Crab

Excited Crab

Scared Crab



# TERMS OF USE:

- Make copies for the purchaser's classroom AND share copies with other educators within your school building
- Reference (without distribution) this product in blog posts, seminars, professional development workshops, or other such venues provided there is both credit given to myself as the author and a link back to my TpT store included in the post/presentation

YOU MAY

- Claim the work as your own, alter the files in any way, or remove/attempt to remove the copyright
- Share this product with educators outside of your school building
- Repackage, sell, or giveaway this product to others
- Offer to share this product anywhere on the internet as a download or copy

YOU MAY NOT



Please contact me any time at [laura@musiccitycounselor.com](mailto:laura@musiccitycounselor.com) with questions, suggestions, resource requests, or comments. I'm here to help and would love to hear from you!

♥ *laura outhout*

THIS RESOURCE WAS MADE POSSIBLE THANKS TO:

