



Hi there, I'm **Ashley**
I'm an Elementary School Counselor,
Curriculum Author, Blogger, and
Boy mama. I specialize in all
things Counseling & SEL.



SUBSCRIBE
and get freebies!



Join my newsletter [here](#) to unlock access to freebies!

Check out my website: HeartandMindTeaching.com

Contact me: HeartandMindTeaching@gmail.com



Please consider leaving a fair review, it really helps my small business.

THANK YOU

for supporting a small business



Google Slides

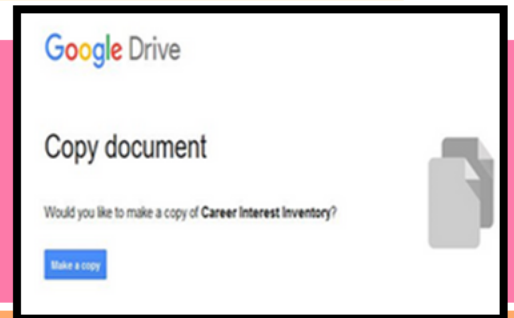
YOUR RESOURCE COMES WITH A DIGITAL VERSION FOR USE IN GOOGLE SLIDES VIA GOOGLE CLASSROOM. FOLLOW THESE STEPS TO UPLOAD YOUR RESOURCE.

Click here to get your copy:

The Humble Pie

1

You will be prompted to make a copy of the resource. Click on the blue box that says "Make a copy" and the resource will go directly into your Google drive.



2

Go to your Google Drive and locate the copy of the file. You can rename the file at this point or add/delete slides.

3

Next, go to your Google Classroom and add an assignment. Select the Google Drive Symbol and select the resource you want to assign.

4

From here, you should see a grey box that says "Students can view file." Click the grey box. A dropdown menu should appear. Select, "Make a copy for each student."

5

From here, you should see a grey box that says "Students can view file." Click the grey box. A dropdown menu should appear. Select, "Make a copy for each student."

YOU HAVE TO MAKE A COPY FOR EACH STUDENT! Otherwise, they will all be editing the same file.

Click "Assign" in the top right corner if you're ready to post! This product is meant to be used in "edit" mode (not "presentation" mode). Edit mode is the only mode that allows drag & drop and writing in text boxes.

Helpful links for using Google Classroom:

[Teacher Tips for using Google Classroom \(TPT blog\)](#)

[Getting Started with Google Classroom \(youtube video\)](#)



BOOK COMPANION



The Humble Pie by Jory John

Session Objective:

*Students will identify ways to build self-confidence and self-advocacy skills while treating others with kindness and respect.

Materials:

*Book: The Humble Pie by Jory John.
*Handouts, scissors, tape/glue, pencils.

Guiding Questions:

*How can you be confident while still being humble and kind?
*What are some ways you can speak up for yourself when something feels unfair?

Session Details

*Say, "Today we are going to be reading a book called 'The Humble Pie' by Jory John. In it, Pie learns that it's good to be humble but not at the expense of your own self-esteem." Read the book aloud. Have the students complete the story map as you are reading. Afterward, for grades K-1 use the Cut and Paste activity (p. 4-5), and for grades 2-5 use the Story Questions (p. 6-7) and the Think & Discuss pages (p. 8-11) to generate class/group discussion. Next, explain what perspective means. Say 'Thinking about another person's perspective means you are thinking about how that person would view it as if you were looking at the situation from their eyes. For example, Pie's perspective might be that he is doing all the work, while Cake's perspective might be that he has so much going on in his schedule.' Complete the perspective handout (p. 12). Say "Being able to stand up for himself and self-advocate is what Pie needs to do. Let's look at ways to advocate for yourself." Complete the SEL handout (p.13). Next, choose the best option on pages 14-17 for your students' writing ability and have them complete the writing prompt and writing craftivity. Next, say "Let's think about our unique strengths and write each one on a piece of the pie", complete the creative activity. The writing craftivity and/or creative activity make for a great bulletin board display.

ASCA Standards Alignment:

*Mindset: Sense of belonging in the school environment (M 3)

*Behavior: Social Skills: Positive, respectful and supportive relationships with students who are similar to and different from them.(B-SS 2)

*Behavior: Social Skills: Demonstrate empathy (B-SS 4)

*Behavior: Social Skills: Advocacy skills for self and others and ability to assert self, when necessary. (B-SS 8)

SEL Competencies:

*Social Awareness: Empathy, perspective-taking, respect for others.

*Relationship skills: Relationship building, communication, teamwork, social engagement.

*Self-Awareness: Self-confidence, recognizing strengths, accurate self-perception.

BOOK COMPANION



The Humble Pie by Jory John

Table of Contents



Story Map.....p. 5



Cut and Pastep. 6-7



Story Questionsp. 8-9



Think & Discussp. 10-12



Character Perspectivep. 13



Social-emotional Learningp. 14



Draw & Writep. 15-19



Writing Craftivityp. 20-23



Creative Activityp. 24-25



Postersp. 26-27



Answer Keysp. 28-29


NAME: _____

DATE: _____




Story Map

Setting:




The Humble Pie by Jory John

Characters:




Beginning:



Middle:



End:



Problem:



Solution:



NAME: _____

DATE: _____



Cut & Paste

Cut and paste the situations into the correct spot if they are humble actions or being taken advantage of.

Humble

Humble

Taking Advantage

Humble

Humble

Taking Advantage

Humble

Humble

Taking Advantage



Cut out each situation card and paste it in the correct spot on the previous page.

Sharing credit with teammates.



Saying "thank you" after winning an award



Letting someone else take the credit.



Celebrating others' wins.



Doing all the work in a team project.



Admitting to



making a mistake.

Accepting a compliment politely



Celebrating



without bragging

Letting others cut in line



every day.



NAME: _____

DATE: _____

The Humble Pie



What does pie yearn for?

Who does pie let shine?



What were cake and pie paired up to do?

Who was doing most of the work on the project?




NAME: _____


DATE: _____

The Humble Pie

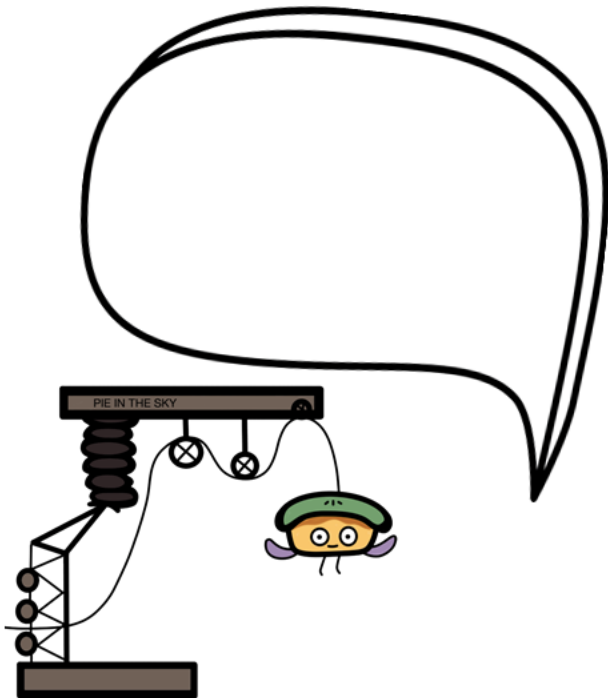
What was pie feeling?




What did Pie realize after he confronted Jake?



Who got a chance to shine during the presentation?



What did pie change about himself?



NAME: _____

DATE: _____



Think & Discuss



What does it mean to be humble?

Is it okay to be proud of something you do well? Why?



How do you feel when someone is humble and kind?




NAME: _____

DATE: _____




Think &
Discuss

Can you be confident and
humble at the same time?
Explain.



Why is it important to
appreciate other people's
talents?

How does humility help us make
friends?



NAME: _____


DATE: _____




Think &
Discuss

Read the situations and decide if they are being humble or need to stand up for themselves, and how to respond.


Your group worked hard on a science project. During the presentation, your teammate says, "I did most of the work myself."




You know the correct answer to a question, but another student keeps interrupting and talking over you.



You scored the winning goal in a soccer game. After the game, your friends tell you that you played great.



You worked very hard on your art project and won first place. Another student says, "You only won because you got lucky."



NAME: _____

DATE: _____



Think &
Discuss



Put a checkmark on each action, determining if it is being humble or being taken advantage of.

Humble

**Being Taken
Advantage of**

Shares credit with teammates.		
Let's others copy homework every day.		
Says "thank you" after winning an award.		
Helps a friend who forgot supplies.		
Never shares ideas because others might disagree.		
Does a classmate's work for them every week.		
Accepts a compliment politely.		
Let's others cut in line every day.		
Admits making a mistake.		
Stays quiet when someone takes credit for their work.		
Celebrates success without bragging.		

NAME: _____

DATE: _____

Character Perspective



Think about the different perspectives that each character from the book might have. Write in the boxes below what you think their perspectives might be.

Humble Pie

A cartoon pie with a smiling face, large eyes, and small legs, positioned at the bottom left of the polaroid frame.

Perspective means:

A way of thinking about and understanding something; a point of view.

Jake the Cake

A cartoon cake with two tiers, blue frosting, and a smiling face with large eyes and small legs, positioned at the bottom right of the polaroid frame.

Social Emotional Learning





NAME: _____

DATE: _____

Be proud of your accomplishments without bragging.



Celebrate successes while also recognizing others success.



Stand up for yourself when not being treated fairly.



Recognize your strengths and talents.

Self-Awareness
Self-Confidence

How can you be confident without bragging?


When is it important to speak up for yourself?



Self-Confidence means:

believing in yourself and knowing that you can try new things, learn, and do hard things.

Draw & Write




NAME: _____

DATE: _____

Draw about a time when you needed to speak up for yourself. What happened? How did you feel?




Draw & Write



NAME: _____


DATE: _____

Draw & describe a time when you needed to speak up for yourself. What happened? How did you feel?



Handwriting practice lines consisting of solid top and bottom lines with a dashed middle line. There are seven sets of these lines provided for writing.

Draw & Write




NAME: _____


DATE: _____

Think about a time when you needed to speak up for yourself. What happened? How did you feel?

Handwriting practice area with multiple sets of horizontal lines. Each set consists of a solid top line, a dashed middle line, and a solid bottom line.



***Cut out and glue
to the top of the
writing page.**



Writing Craftivity

©Heart and Mind Teaching



What are ways you can use your voice to **stand up** for what is fair while still being respectful?

Handwriting practice area consisting of ten sets of horizontal lines. Each set includes a solid top line, a dashed middle line, and a solid bottom line, providing a guide for letter height and placement.

Writing Craftivity

©Heart and Mind Teaching



What are ways you can use your voice to **stand up** for what is fair while still being respectful?

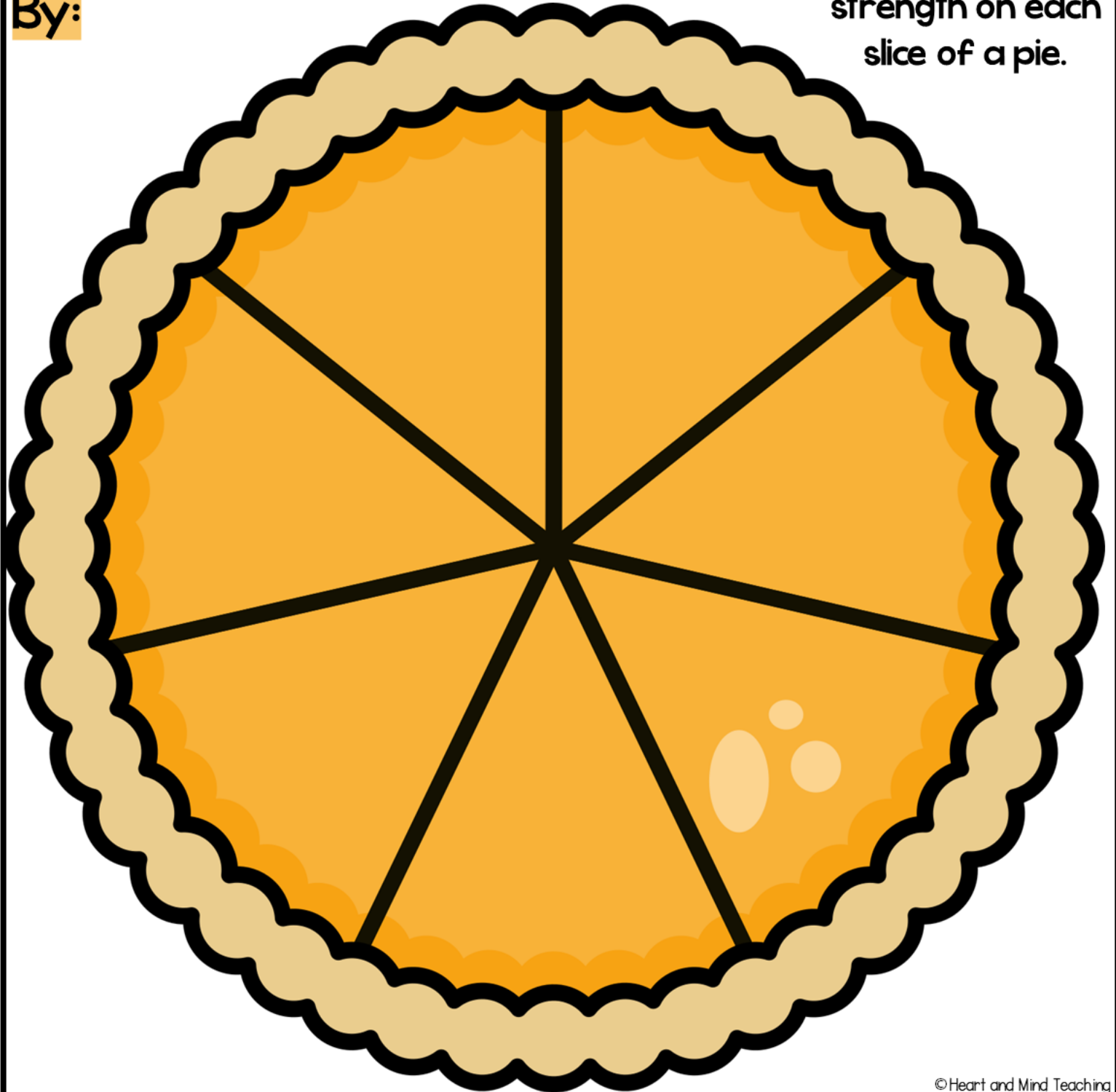
Handwriting practice lines consisting of four sets of three horizontal lines (top solid, middle dashed, bottom solid) for writing.

my piece of THE PIE



By:

Write a personal strength on each slice of a pie.




My piece of

THE PIE

Write a personal
strength on each
slice of a pie.

By:



I can be humble and **SELF-ADVOCATE** by...

Setting
healthy
boundaries

Sharing
your
needs


Sharing
responsibilities

Asking
for
help

Speaking
up

Taking
credit
for your
work


Solving
problems
calmly



Ways to SELF-ADVOCATE

When I Need Help

- Can you help me with this?
- I'm having trouble understanding.
- Could you explain that again?



When Something Is Unfair

- I don't think that's fair.
- Can we find a solution together?
- I'd like to share my thoughts.



In a Group Project

- Can everyone help with their part?
- Let's divide the work fairly.
- I completed this section of the project.



Sharing Ideas

- I have an idea I'd like to share.
- I think we could try...
- Can I add something?





The Humble Pie

What does pie yearn for?

A little recognition.

Who does pie let shine?

Everyone, especially his friend Jake the cake.

What were cake and pie paired up to do?

A project

Who was doing most of the work on the project?

Pie

What was pie feeling?

Overwhelmed

What did Pie realize after he confronted Jake?

You can still be humble while also standing up for yourself.

Who got a chance to shine during the presentation ?

Both of them.

What did pie change about himself ?

He sticks up for himself, he takes credit, and he has tricky conversations when necessary.



Think & Discuss



Put a checkmark on each action, determining if it is being humble or being taken advantage of.

Humble

Being Taken Advantage of

Shares credit with teammates.	✓	
Let's others copy homework every day.		✓
Says "thank you" after winning an award.	✓	
Helps a friend who forgot supplies.	✓	
Never shares ideas because others might disagree.		✓
Does a classmate's work for them every week.		✓
Accepts a compliment politely.	✓	
Let's others cut in line every day.		✓
Admits making a mistake.	✓	
Stays quiet when someone takes credit for their work.		✓
Celebrates success without bragging.	✓	

Black & White Version

BOOK COMPANION



The Humble Pie by Jory John

Session Objective:

*Students will identify ways to build self-confidence and self-advocacy skills while treating others with kindness and respect.

Materials:

*Book: The Humble Pie by Jory John.
*Handouts, scissors, tape/glue, pencils.

Guiding Questions:

*How can you be confident while still being humble and kind?
*What are some ways you can speak up for yourself when something feels unfair?

Session Details

*Say, "Today we are going to be reading a book called 'The Humble Pie' by Jory John. In it, Pie learns that it's good to be humble but not at the expense of your own self-esteem." Read the book aloud. Have the students complete the story map as you are reading. Afterward, for grades K-1 use the Cut and Paste activity (p. 4-5), and for grades 2-5 use the Story Questions (p. 6-7) and the Think & Discuss pages (p. 8-11) to generate class/group discussion. Next, explain what perspective means. Say 'Thinking about another person's perspective means you are thinking about how that person would view it as if you were looking at the situation from their eyes. For example, Pie's perspective might be that he is doing all the work, while Cake's perspective might be that he has so much going on in his schedule.' Complete the perspective handout (p. 12). Say "Being able to stand up for himself and self-advocate is what Pie needs to do. Let's look at ways to advocate for yourself." Complete the SEL handout (p.13). Next, choose the best option on pages 14-17 for your students' writing ability and have them complete the writing prompt and writing craftivity. Next, say "Let's think about our unique strengths and write each one on a piece of the pie", complete the creative activity. The writing craftivity and/or creative activity make for a great bulletin board display.

ASCA Standards Alignment:

*Mindset: Sense of belonging in the school environment (M 3)
*Behavior: Social Skills: Positive, respectful and supportive relationships with students who are similar to and different from them.(B-SS 2)
*Behavior: Social Skills: Demonstrate empathy (B-SS 4)
*Behavior: Social Skills: Advocacy skills for self and others and ability to assert self, when necessary. (B-SS 8)
SEL Competencies:
*Social Awareness: Empathy, perspective-taking, respect for others.
*Relationship skills: Relationship building, communication, teamwork, social engagement.
*Self-Awareness: Self-confidence, recognizing strengths, accurate self-perception.

BOOK COMPANION



The Humble Pie by Jory John

Table of Contents



Story Map.....p. 5



Cut and Pastep. 6-7



Story Questionsp. 8-9



Think & Discussp. 10-12



Character Perspectivep. 13



Social-emotional Learningp. 14



Draw & Writep. 15-19



Writing Craftivityp. 20-23



Creative Activityp. 24-25



Postersp. 26-27



Answer Keysp. 28-29

NAME: _____

DATE: _____




Story Map

Setting:




The Humble Pie by Jory John

Characters:




Beginning:




Middle:



End:



Problem:



Solution:



NAME: _____

DATE: _____



Cut & Paste

Cut and paste the situations into the correct spot if they are humble actions or being taken advantage of.

Humble

Humble

Taking Advantage

Humble

Humble

Taking Advantage

Humble

Humble

Taking Advantage



Cut out each situation card and paste it in the correct spot on the previous page.

Sharing credit with teammates.



Saying "thank you" after winning an award



Letting someone else take the credit.



Celebrating others' wins.



Doing all the work in a team project.



Admitting to



making a mistake.

Accepting a compliment politely



Celebrating



without bragging

Letting others cut in line



every day.

NAME: _____


DATE: _____

Story 
Questions

The Humble Pie

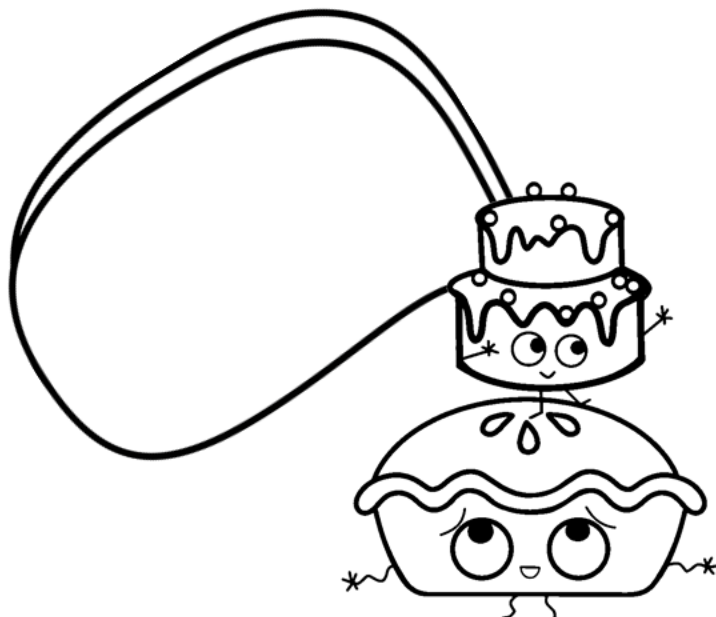
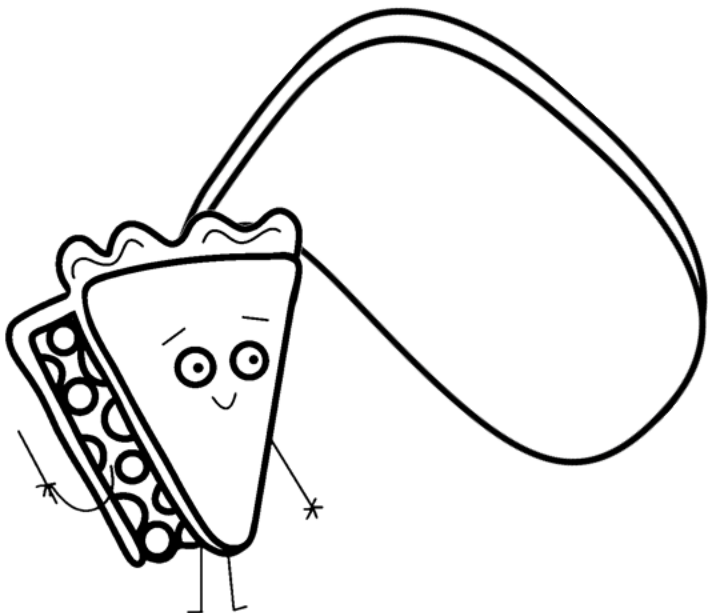
What does pie yearn for?

Who does pie let shine?



What were cake and pie paired up to do?

Who was doing most of the work on the project?



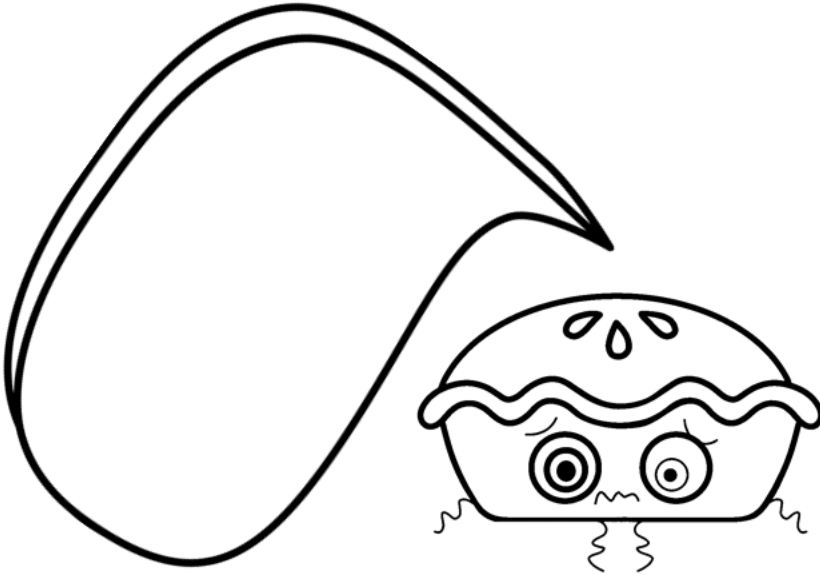
NAME: _____

DATE: _____


Story 
Questions

The Humble Pie

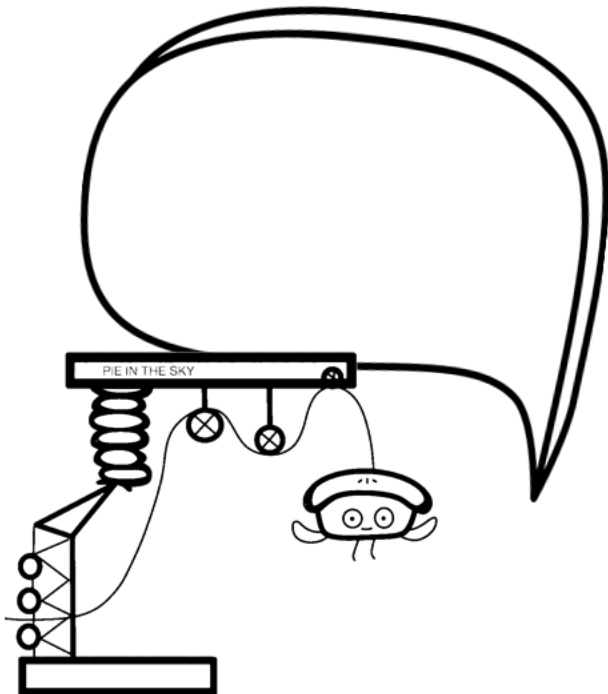
What was pie feeling?




What did Pie realize after he confronted Jake?



Who got a chance to shine during the presentation?




What did pie change about himself?



NAME: _____

DATE: _____



Think &
Discuss




What does it mean to be
humble?

Is it okay to be proud of
something you do well? Why?




How do you feel when someone
is humble and kind?




NAME: _____

DATE: _____





Think &
Discuss

Can you be confident and
humble at the same time?
Explain.



Why is it important to
appreciate other people's
talents?

How does humility help us make
friends?



NAME: _____


DATE: _____




Think &
Discuss

Read the situations and decide if they are being humble or need to stand up for themselves, and how to respond.


Your group worked hard on a science project. During the presentation, your teammate says, "I did most of the work myself."




You know the correct answer to a question, but another student keeps interrupting and talking over you.



You scored the winning goal in a soccer game. After the game, your friends tell you that you played great.




You worked very hard on your art project and won first place. Another student says, "You only won because you got lucky."



NAME: _____

DATE: _____



Think & Discuss



Put a checkmark on each action, determining if it is being humble or being taken advantage of.

Humble

Being Taken Advantage of

Shares credit with teammates.		
Let's others copy homework every day.		
Says "thank you" after winning an award.		
Helps a friend who forgot supplies.		
Never shares ideas because others might disagree.		
Does a classmate's work for them every week.		
Accepts a compliment politely.		
Let's others cut in line every day.		
Admits making a mistake.		
Stays quiet when someone takes credit for their work.		
Celebrates success without bragging.		


NAME: _____

DATE: _____

Character Perspective



Think about the different perspectives that each character from the book might have. Write in the boxes below what you think their perspectives might be.





Humble Pie



Perspective means:

A way of thinking about and understanding something; a point of view.



**Jake the
Cake**

Social Emotional Learning





NAME: _____

DATE: _____

Be proud of your accomplishments without bragging.



Celebrate successes while also recognizing others success.

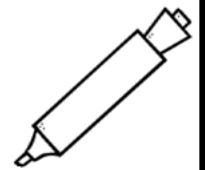


Recognize your strengths and talents.

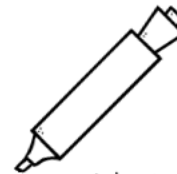
Self-Awareness
Self-Confidence

Stand up for yourself when not being treated fairly.

How can you be confident without bragging?



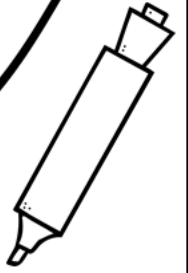
When is it important to speak up for yourself?



Self-Confidence means:

believing in yourself and knowing that you can try new things, learn, and do hard things.

Draw & Write



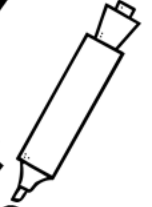
NAME: _____

DATE: _____

Draw about a time when you needed to speak up for yourself. What happened? How did you feel?




Draw & Write



NAME: _____

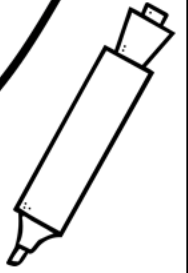
DATE: _____

Draw & describe a time when you needed to speak up for yourself. What happened? How did you feel?



Handwriting practice lines consisting of solid top and bottom lines with a dashed middle line, repeated six times.

Draw & Write




NAME: _____

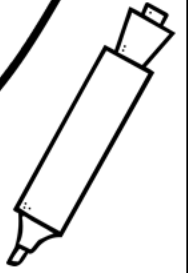
DATE: _____

Think about a time when you needed to speak up for yourself. What happened? How did you feel?

Handwriting practice lines consisting of a solid top line, a dashed middle line, and a solid bottom line. There are 10 sets of these lines for writing.



Draw & Write




NAME: _____

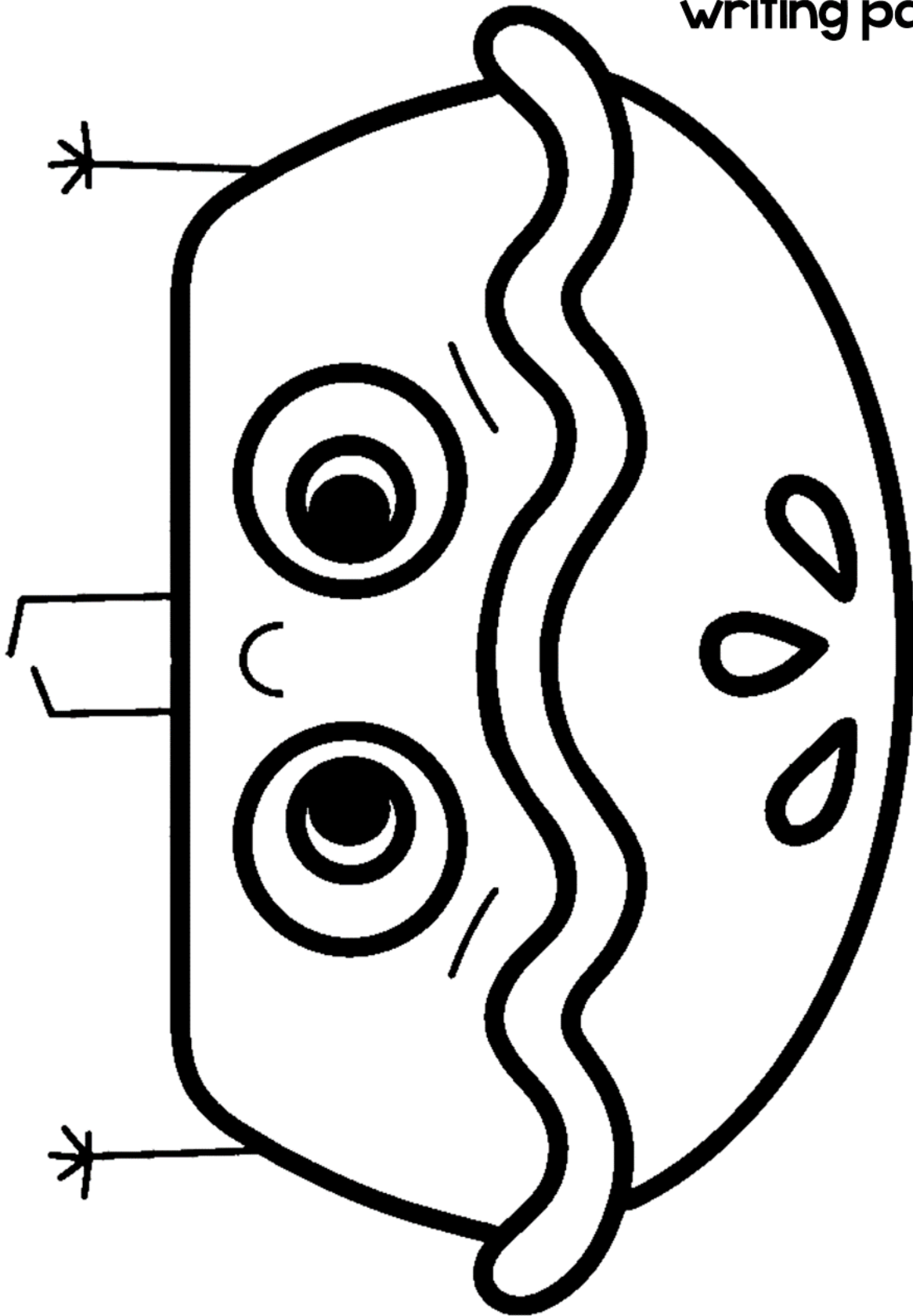
DATE: _____

Think about a time when you needed to speak up for yourself. What happened? How did you feel?

Handwriting practice lines consisting of ten horizontal lines spaced evenly down the page.



***Cut out and glue
to the top of the
writing page.**



Writing Craftivity

©Heart and Mind Teaching




What are ways you can use your voice to stand up for what is fair while still being respectful?

Handwriting practice area consisting of multiple sets of lines. Each set includes a solid top line, a dashed middle line, and a solid bottom line, providing a guide for letter height and placement.

Writing Craftivity

©Heart and Mind Teaching



What are ways you can use your voice to stand up for what is fair while still being respectful?

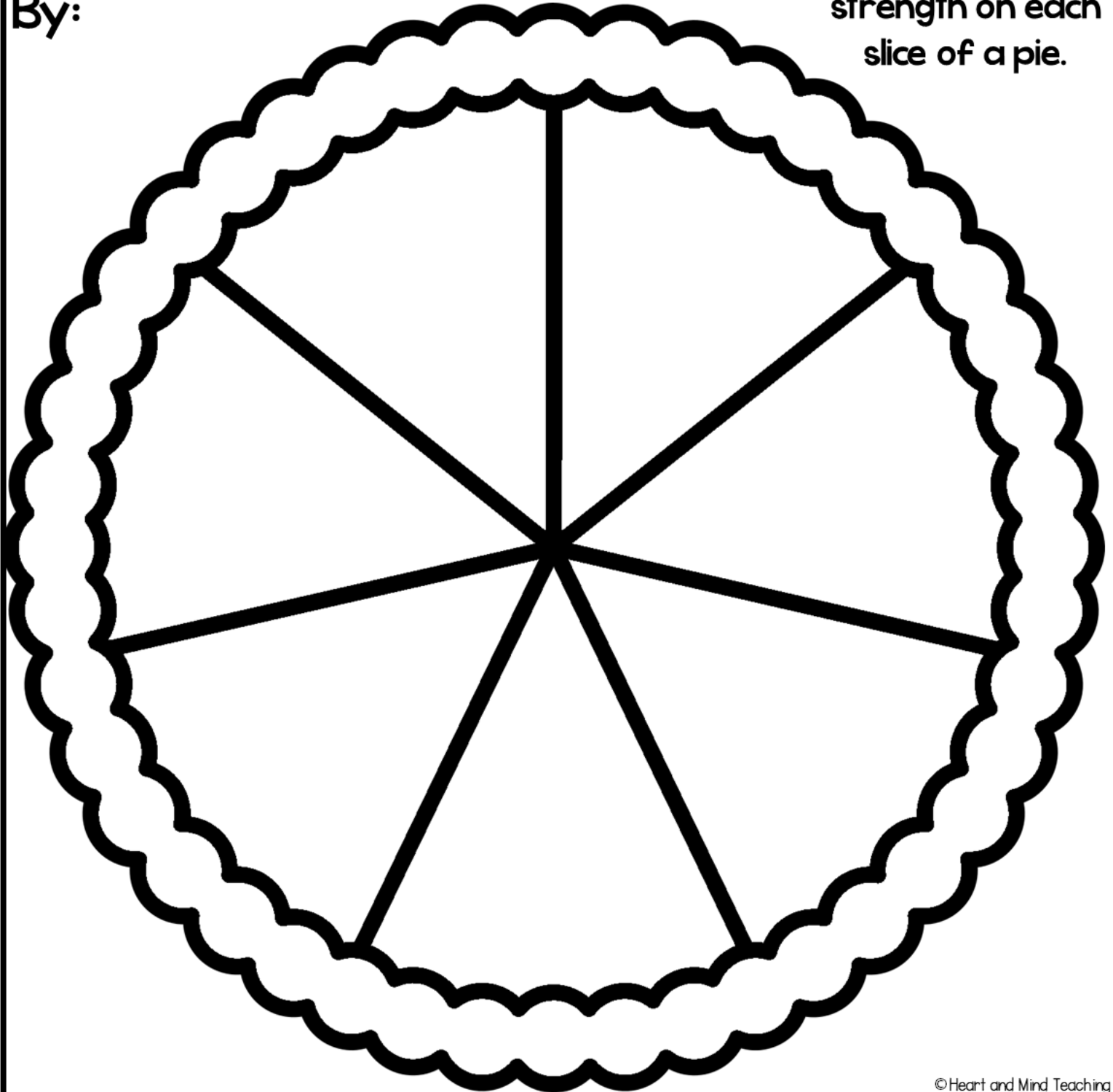
Handwriting practice lines consisting of four sets of three horizontal lines (top solid, middle dashed, bottom solid) for writing.

my piece of THE PIE



By:


Write a personal
strength on each
slice of a pie.



My piece of

THE
PIE

Write a personal
strength on each
slice of a pie.



By:

I can be humble and SELF-ADVOCATE by...

Setting
healthy
boundaries

Sharing
your
needs


Sharing
responsibilities

Asking
for
help

Speaking
up

Taking
credit
for your
work

Solving
problems
calmly




Ways to

SELF-ADVOCATE

When I Need Help

- Can you help me with this?
- I'm having trouble understanding.
- Could you explain that again?



When Something Is Unfair

- I don't think that's fair.
- Can we find a solution together?
- I'd like to share my thoughts.



In a Group Project

- Can everyone help with their part?
- Let's divide the work fairly.
- I completed this section of the project.



Sharing Ideas

- I have an idea I'd like to share.
- I think we could try...
- Can I add something?





The Humble Pie

What does pie yearn for?

A little recognition.

Who does pie let shine?

Everyone, especially his friend Jake the cake.

What were cake and pie paired up to do?

A project

Who was doing most of the work on the project?

Pie

What was pie feeling?

Overwhelmed

What did Pie realize after he confronted Jake?


You can still be humble while also standing up for yourself.

Who got a chance to shine during the presentation ?

Both of them.

What did pie change about himself ?

He sticks up for himself, he takes credit, and he has tricky conversations when necessary.



Think & Discuss



Put a checkmark on each action, determining if it is being humble or being taken advantage of.

Humble

Being Taken Advantage of

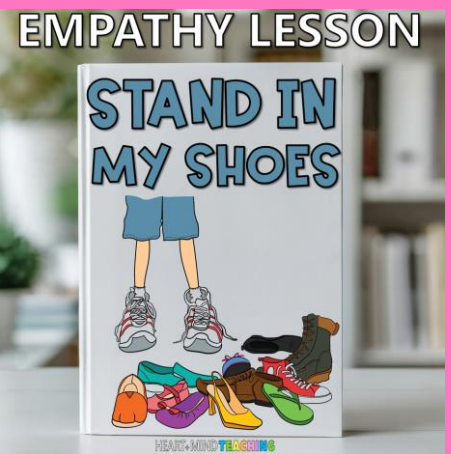
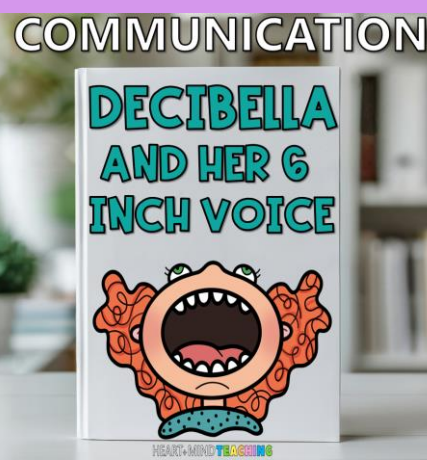


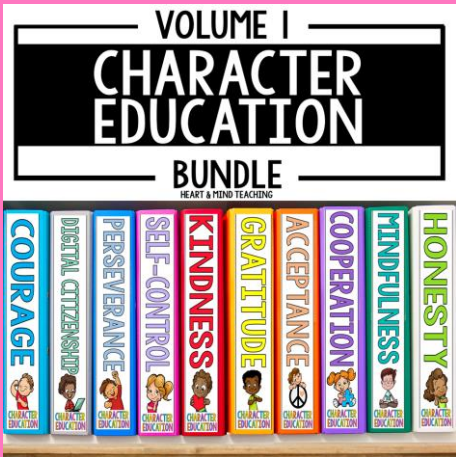
Shares credit with teammates.	✓	
Let's others copy homework every day.		✓
Says "thank you" after winning an award.	✓	
Helps a friend who forgot supplies.	✓	
Never shares ideas because others might disagree.		✓
Does a classmate's work for them every week.		✓
Accepts a compliment politely.	✓	
Let's others cut in line every day.		✓
Admits making a mistake.	✓	
Stays quiet when someone takes credit for their work.		✓
Celebrates success without bragging.	✓	



Resources made
WITH LOVE
By a real Counselor

We think you're
going to love
these too!

Best Selling Resources



THE **CURRICULUM**
*YOU HAVE BEEN
SEARCHING
FOR



www.counselorcollab.com

Counselor Collab Prek-8th grade Membership

Would you like to spend less time browsing for resources and lesson planning, and more time serving students? Let us do the work for you!



terms of use

© Heart and Mind Teaching, 2026. All rights reserved. Purchase of this item entitles the purchaser the right to reproduce for classroom, personal, and google classroom use only. Use in multiple classrooms, requires the purchase of additional licenses. Redistribution or duplication of this product is strictly forbidden without the written permission of the publisher. Copying any part of this product and placing it on a publicly accessible website is strictly forbidden and is a violation of the Digital Millennium Copyright Act (DMCA). You may post this for single-classroom use on a password protected student site such as google classroom. **You may NOT post my products on any public, for-profit, or commercial websites or entities, such as Outschool.** Please do not sell or distribute any part of this as your own. Thank you for abiding by universally accepted codes of professional ethics while using this product.



If you have any questions or concerns, please email me at:
heartandmindteaching@gmail.com



credits

