

YOU [★]nique

NICORN



I am **UNIQUE** like a **NICORN**

One thing I am good at: **Reading**

One word to describe me: **Kind**

One thing I like to do: **DRAW**

How a friend would describe me: **Loyal**

I like to draw.

I know a lot about U.S. History

I can type fast

I have red hair



YOU [★]unique



UNICORN



Session Objective:

- *Students will identify likes and dislikes.
- *Students will identify positive traits.

Materials:

- *Printouts of Unicorn worksheets for each student.
- *Pencils, Crayons, Scissors, Glue.

Tips and Tricks:

- *Laminate the Unicorn topper so you can re-use. Tape the bottom section so you can remove it later.

ASCA Standards:

- *Career Dev.: Develop an awareness of personal abilities, skills, interests, and motivations.
- *Pers./Social: Demonstrate cooperative behavior in groups.
- *Pers./Social: Develop a positive attitude toward self as a unique and worthy person.

SEL Competencies:

- *Self-awareness: Recognizing strengths, self-confidence.
- *Relationship skills: Relationship building, communication, social engagement.
- *Social-awareness: Respect for others.



Session Details (about 30 min):

- *Talk with the students about what it means to be unique. Say "A unicorn is a mythical creature that although is quite similar to the look of a regular horse, is unique because of the horn on its head. To be unique is to be unlike anything or anyone else. What about you makes you unique? You have likes and dislikes, different skills, you look different and act different. All of this makes up who you are, and being unique is a good thing. If everyone was the same it would be a very boring world. Let's find out how you are unique."
- *Start with the my faves handouts. Have student's complete them and then share them with the group. Did they have anything in common? Ask "why" questions about what they put down, for example, "Why is that your favorite book, what do you like about it?" Point out to the group that everyone had different answers for the most part, and that goes into what makes us all unique. Have them complete the next two handouts, makes sure you are helping them to put down positive answers. For the same as me/different than me handout, have students write down some of the responses they heard from other students that were similar or different than their traits/skills/likes.
- *Lastly, have students complete the shooting star by listing the top 4 things that make them unique on the lines of the rainbow. You can also have them color this afterward. Glue the unicorn to the top of the page for a classroom/bulletin board display.

My Faves



My favorite
School Subject:

My
favorite
book:

My
favorite
color:

My favorite
animal:

My favorite
Holiday:

My favorite Movie:

My favorite place to visit:

My favorite food:

My Faves



My favorite thing about me:

My favorite thing to do at home:

My favorite song:

My favorite Hobby:

My favorite game:

My favorite sport:

My favorite toy:

YOU *nique* NICORN!



One thing I am good at:

One word to describe me:

One thing I like to do:

How a friend would describe me:

One thing I do not like to do:

Something I know a lot about:

How a loved one would describe me:

YOU [★]nique

UNICORN



Unicorn's are mythical creatures that differ from horses because of the horn on their head. That makes them unique and helps them stand out.

What makes you unique?

Something about my appearance that makes me unique is...

Something about my personality that makes me unique is...



Something about my skills that makes me unique is...

YOU[★]nique



UNICORN


Same as me Different than me






Pick the top 4
things that
make you
unique.

I am **UNIQUE**
like a
UNICORN



My Faves



My favorite
School Subject:

My
favorite
book:

My
favorite
color:

My favorite
animal:

My favorite
Holiday:

My favorite Movie:

My favorite place to visit:

My favorite food:

My Faves



My favorite thing about me:

My favorite thing to do at home:

My favorite song:

My favorite Hobby:

My favorite game:

My favorite sport:

My favorite toy:

YOU Unique UNICORN



One thing I am good at:

One word to describe me:

One thing I like to do:

How a friend would describe me:

One thing I do not like to do:

Something I know a lot about:

How a loved one would describe me:



YOU [★]Unique UNICORN



Unicorn's are mythical creatures that differ from horses because of the horn on their head. That makes them unique and helps them stand out.

What makes you unique?

Something about my appearance that makes me unique is...

Something about my personality that makes me unique is...

Something about my skills that makes me unique is...

YOU ^{unique} UNICORN




Same as me Different than me



Pick the top 4
things that
make you
unique.

I am **UNIQUE**
like a
UNICORN!



GOOGLE CLASSROOM

Your resource comes with a digital version for use in Google Slides via Google Classroom. Follow these steps to upload your resource into your Google Drive.

1 Click here  [Unique Unicorn](#)

2 You will be prompted to make a copy of the resource. Click on the blue box that says "Make a copy" and the resource will go directly into your Google drive.

Google Drive

Copy document

Would you like to make a copy of Career Interest Inventory?

Make a copy



3 Go to your Google Drive and locate the copy of the file. You can rename the file at this point or add/delete slides.

4 Next, go to your Google Classroom and add an assignment. Select the Google Drive Symbol and select the resource you want to assign.

5 From here, you should see a grey box that says "Students can view file." Click the grey box. A dropdown menu should appear. Select, "Make a copy for each student."

YOU HAVE TO MAKE A COPY FOR EACH STUDENT!

Otherwise they will all be editing the same file.

Click "Assign" in the top right corner if you're ready to post!

Helpful links for using Google Classroom:

[Teacher Tips for using Google Classroom \(TPT blog\)](#)

[Getting Started with Google Classroom \(youtube video\)](#)

ABOUT THE AUTHOR



I'M ASHLEY

an Elementary School Counselor.

I have a B.A. in Psychology and an M.A. in School Counseling. I have a passion for creating fun and engaging resources for Counseling and Social Emotional Learning. I am a wife, and mother to 2 young boys. Thank you for supporting my little shop.



Click the icons to connect with me



All of my Tpt resources are 50% off for the first 24 hrs posted. Make sure to follow me so you do not miss a deal.

RECOMMENDED RESOURCES

Click the pictures to get a closer look.



TERMS OF USE

© Heart and Mind Teaching, 2020. All rights reserved. Purchase of this item entitles the purchaser the right to reproduce for classroom, personal, and google classroom use only. Use in multiple classrooms, requires the purchase of additional licenses. Redistribution or duplication of this product is strictly forbidden without the written permission of the publisher. Copying any part of this product and placing it on a publicly accessible website is strictly forbidden and is a violation of the Digital Millennium Copyright Act (DMCA). You may post this for single-classroom use on a password protected student site such as google classroom. Thank you for abiding by universally accepted codes of professional ethics while using this product.

Please feel free to contact me if you have any questions or feedback about this resource at:

heartandmindteaching@gmail.com



CREDITS



kimberly
geswein
fonts



HIDESY'S
CLIPART

[Gayle McGlaulin](#)

