

MANNERS

SHERIFF



Manners Sheriff

Manners Sheriff

Manners Sheriff

Manners Scenario 1

Hernandez seems really nervous and there are a lot of papers on Hernandez's desk and she looks at him. James goes to the teacher's desk and finds a stack of papers.

Manners Scenario 2

Jeremiah's dad is at home working late on an important deadline for his company. He asked Jeremiah to take the trash out two hours ago and Jeremiah says he has not done it. Jeremiah's brother just ran up to his dad and told him that they have to share it. Jeremiah says "I am playing with it first because it's my toy!" The dad says "Why don't you both play together with the train to play." After Jeremiah finishes playing, he leaves the train parts on the floor of the living room.

Manners Police Violations:

- Not doing chores (Violates Rule 3, 5, and 7)
- Not sharing the toy (Violates Rule 8)
- Insisting on playing with it first (Violates Rule 6 and 4)
- Being his brother a baby and being inflexible (Violates Rule 1)
- Leaving the mess on the floor (Violates Rule 2)

Manners Scenario 6

Keisha just wants this day to be over and now she can barely stay awake. Brandon asks her what's wrong and she says "I was back in the chair tipping it over and it was upside-down." Brandon says "You should be ashamed of yourself." Later at lunch, Keisha spills her drink and says "Clean it up?" she says "No." Then she burps loudly.

Manners Police Violations:

- Giving short answers (Violates Rule 1)
- Tipping chair over (Violates Rule 2)
- Not cleaning up (Violates Rule 2)
- Burps loudly without covering (Violates Rule 1)

HEART and MIND Teaching

MANNERS Sheriff

Session Objective:

- *Students will be able to identify good manners.
- *Students will be able to recognize bad manners in different scenarios.

Materials:

- *Manners Sheriff Badges cut out beforehand.
- *Good Manners Law handout.
- *Manners Vocabulary handout.
- *Tape

Guiding Questions:

- *What does it mean to have good manners?
- *Why is it important to have good manners?
- *Does having bad manners help or hurt friendships?
- *How does having good manners make a person look?
- *How does having good manners make a person feel?

Activity Details: (about 30 minutes)

- **Today we are going to talk about having good manners which helps maintain relationships with friends, family, and teachers. Who can tell me what having good manners means?" Try to get a few responses from students, then say "Having good manners means you know how to act in all kinds of situations, and it means being respectful. When you have good manners, people will see that you are thoughtful and are more likely to want to be around you." Pass out the Good Manners Law handout to students and give each one a Good Manners Badge to wear (have student tape it to their shirt). "We are all going to be the Manners Sheriff right now and decide using the Good Manners Laws, if some of these students are showing any bad manners. Let's review each law before we start." Review and explain each of the 9 Laws. Then read each scenario to the students and have them point out any bad manners (violations of the good manners law).
- *Conclude the activity by passing out the "Mind your Manners" handout. "These are some words we should use frequently to make sure we are showing good manners." Go through each word listed, and ask for examples of when each word could be used. Example- "Thank you" can be used when someone lends you their pencil to show that you appreciate that action.
- *Use the guiding questions at the top of this page to help guide the group discussion.

ASCA Standards Alignment:

- *Mindset: Belief in development of whole self, including a healthy balance of mental, social/emotional and physical well-being. (M 1)
- *Behavior: Social Skills: Create positive and supportive relationships with other students. (B-SS 2)
- *Behavior: Social Skills: Demonstrate social maturity and behaviors appropriate to the situation and environment. (B-SS 9)


SEL Competencies:

- *Self-awareness: identifying emotions.
- *Self-management: self-discipline, impulse control.
- *Relationship skills: relationship building, communication, social engagement.
- *Social-awareness: Respect for others, appreciating diversity, perspective-taking, empathy.

GOOD MANNERS LAWS



**RULE 1:
ACCEPT
DIFFERENCES.**



**RULE 2:
TREAT OTHERS THE
WAY YOU WANT TO
BE TREATED.**




**RULE 3:
BE RESPECTFUL
OF YOURSELF
AND OTHERS.**



**RULE 4:
BE A GOOD
SPORT.**



**RULE 5:
BE
HELPFUL
AND
PUT
OTHERS
FIRST.**



**RULE 6:
PATIENCE
IS KEY,
WAIT YOUR
TURN.**

**RULE 7:
DON'T LEAVE A
MESS.**



**RULE 8:
BE
KIND,
FAIR,
AND
SHARE**



**RULE 9: SHOW OTHERS YOU
APPRECIATE THEM.**



MANNERS Scenario



I

Mrs. Hernandez seems really stressed today, she has to repeat herself many times and there are a bunch of students at her desk. James goes up to Mrs. Hernandez's desk and asks her what page he was supposed to be working on. She looks at him and says that he should sit back down and raise his hand. James goes back to his desk and on the way he stick his tongue out at his teachers back and makes a mean face. When he gets to his desk, he slams down into the seat and sighs heavily. Then he raises his hand while rolling his eyes and says out loud "Miss, I'm raising my hand now."



Manners Sheriff Violations:



Put a checkmark next to the Manners violations made in this scenario:

Rule 1: Accept differences.

Rule 2: Treat others the way you want to be treated.

Rule 3: Be respectful of yourself and others.

Rule 4: Be a good sport.

Rule 5: Be helpful and put others first.

Rule 6: Patience is key, wait your turn.

Rule 7: Don't leave a mess.

Rule 8: Be kind, fair, and share

Rule 9: Show others you appreciate them.

MANNERS

Scenario

2



Jeremiah's dad is at home working late on an important deadline for his job. He asked Jeremiah to take the trash out two hours ago and Jeremiah still has not done it. Jeremiah's brother just ran up to his dad and told him that Jeremiah would not share the toy train with him. Their dad tells them both they have to share it, Jeremiah says "I am playing with it first because its my toy!" The dad says "Why don't you both play together with the train?", Jeremiah says "Because he's a baby and he does not play the way I want to play." After Jeremiah finishes playing, he leaves the train parts on the floor of the living room.

★ Manners Sheriff Violations: ★

Put a checkmark next to the Manners violations made in this scenario:

Rule 1: Accept differences.

Rule 2: Treat others the way you want to be treated.

Rule 3: Be respectful of yourself and others.

Rule 4: Be a good sport.

Rule 5: Be helpful and put others first.

Rule 6: Patience is key, wait your turn.

Rule 7: Don't leave a mess.

Rule 8: Be kind, fair, and share

Rule 9: Show others you appreciate them.

MANNERS

Scenario

3



Amanda and Thomas are racing each other during PE class. When Amanda wins, she celebrates very dramatically and says “In your face Thomas, I knew I would beat you.” Amanda tells Thomas they have to race again. Thomas is tired so he asks if they can wait a bit but Amanda says “Scared you’re going to lose again?” Thomas feels embarrassed so he joins the race anyways. During the second race, Thomas trips and falls. Amanda sees this but she keeps going to the finish line.

★ Manners Sheriff Violations: ★

Put a checkmark next to the Manners violations made in this scenario:

Rule 1: Accept differences.

Rule 2: Treat others the way you want to be treated.

Rule 3: Be respectful of yourself and others.

Rule 4: Be a good sport.

Rule 5: Be helpful and put others first.

Rule 6: Patience is key, wait your turn.

Rule 7: Don’t leave a mess.

Rule 8: Be kind, fair, and share

Rule 9: Show others you appreciate them.

MANNERS

Scenario

4



Katie does not like to wait. When the class lines up for the water fountain, she pushes and shoves her way to the front. She always goes first when playing a game. When she has something to say she calls out or tells her friend right way, even if teacher is teaching a lesson. The student next to her lent her a pencil, and she did not say please or thank you. Katie likes to make other students laugh, sometimes she does this by shooting rubber bands at others or making fun of the kid who wears glasses. When someone gets upset at what she says she replies "just kidding" or says it's just a joke.

★ Manners Sheriff Violations: ★

Put a checkmark next to the Manners violations made in this scenario:

Rule 1: Accept differences.

Rule 2: Treat others the way you want to be treated.

Rule 3: Be respectful of yourself and others.

Rule 4: Be a good sport.

Rule 5: Be helpful and put others first.

Rule 6: Patience is key, wait your turn.

Rule 7: Don't leave a mess.

Rule 8: Be kind, fair, and share

Rule 9: Show others you appreciate them.

MANNERS

Scenario

5



Reading has always come easy to Chris, but it's not the same for Math. No matter how hard he works in Math, he feels like he still can't get it. When he gets his recent Math test score back he yells "Math is so stupid, I hate it." His teacher tells him to calm down and not scream out or he will have his clip moved down for bad behavior. Chris begins complaining to his classmate next to him and his classmate offers to help explain one of the problems he got wrong. Chris says "you are such a know it all". His teacher hears this and tells him to go clip down. Chris says a swear word.

★ Manners Sheriff Violations: ★

Put a checkmark next to the Manners violations made in this scenario:

Rule 1: Accept differences.

Rule 2: Treat others the way you want to be treated.

Rule 3: Be respectful of yourself and others.

Rule 4: Be a good sport.

Rule 5: Be helpful and put others first.

Rule 6: Patience is key, wait your turn.

Rule 7: Don't leave a mess.


Rule 8: Be kind, fair, and share

Rule 9: Show others you appreciate them.

MANNERS

Scenario

6



Keisha just wants this day to be over. She went to bed too late last night and now can barely stay awake, let alone focus on school work. Her friend Brandon ask her what's wrong, she gives a short reply of "nothing" and leans back in her chair tipping it so far back her head dangles off the end and is upside-down. Brandon says to her "You seem unlike yourself today", and Keisha crosses her arms in front of her and says "mind your business". Later at lunch, Keisha spills her milk and Brandon asks her "are you going to clean that up?" she says "No, I'm not in the mood right now, I'm too tired." Then she burps loudly without covering her mouth.

Manners Sheriff Violations:

Put a checkmark next to the Manners violations made in this scenario:

Rule 1: Accept differences.

Rule 2: Treat others the way you want to be treated.

Rule 3: Be respectful of yourself and others.

Rule 4: Be a good sport.

Rule 5: Be helpful and put others first.

Rule 6: Patience is key, wait your turn.

Rule 7: Don't leave a mess.

Rule 8: Be kind, fair, and share

Rule 9: Show others you appreciate them.

Answer Guide

Manners Scenario 1

- Getting out of seat without permission (Violates Rule 5 and 6)
- Making rude faces (Violates Rule 2 and 3)
- Slamming down into seat and sighing heavily (Violates Rule 2 and 3)
- Rolling eyes and calling out, calling his teacher "Miss" and not by her full name. (Violates Rule 3)

Manners Scenario 2

- Not doing chores (Violates Rule 3, 5, and 7)
- Not sharing the toy (Violates Rule 8)
- Insisting on playing with it first (Violates Rule 6 and 4)
- Calling his brother a baby and being inflexible (Violates Rule 1, 2, and 8)
- Leaving the mess on the floor (Violates Rule 7)

Manners Scenario 3

- Bragging (Violates Rule 2, 3, and 4)
- Unkind words (Violates Rule 2, 3, and 8)
- Being Impatient (Violates Rule 3 and 6)
- Taunting (Violates Rule 1, 2, 3 and 8)
- Not helping someone when they fall (Violates Rule 2, 4, and 5)

Manners Scenario 4

- Pushing and shoving to the front of the line (Violates Rule 2, 3, and 6)
- Always going first (Violates Rule 6 and 8)
- Calling out, talking when the teacher is talking (Violates Rule 3 and 6)
- Not saying please or thank you (Violates Rule 9)
- Shooting rubber bands, making fun of someone (Violates Rule 1, 2, 3 and 8)
- Playing off insults as a joke instead of saying sorry (Violates Rule 2, 3, 8)

Manners Scenario 5

- Yelling out (Violates Rule 3)
- Complaining (Violates Rule 3 and 8)
- Refuses help, unappreciative (Violates Rule 9)
- Calling someone a mean name (Violates Rule 2, 3, and 8)
- Saying a swear word (Violates Rule 3)

Manners Scenario 6

- Giving short rude responses to a friend (Violates Rule 2, 8, and 9)
- Tipping chair really far back, crosses arms (Violates Rule 3)
- Not cleaning up after herself (Violates Rule 7)
- Burps loudly without covering her mouth (Violates Rule 3)



MIND YOUR MANNERS



Vocabulary

When you want something say..... **please**

When you get something say..... **Thank you**

When you yawn or burp say..... **Excuse me**

When you interrupt someone say..... **Excuse me**

When you bump into someone say..... **Excuse me**

When someone thanks you, say..... **You're welcome**

When you make a mistake say..... **I'm sorry**

When you hurt someone's feelings say..... **I'm sorry**

MANNERS Sheriff

Session Objective:

- *Students will be able to identify good manners.
- *Students will be able to recognize bad manners in different scenarios.

Materials:

- *Manners Sheriff Badges cut out beforehand.
- *Good Manners Law handout.
- *Manners Vocabulary handout.
- *Tape

Guiding Questions:

- *What does it mean to have good manners?
- *Why is it important to have good manners?
- *Does having bad manners help or hurt friendships?
- *How does having good manners make a person look?
- *How does having good manners make a person feel?

Activity Details: (about 30 minutes)

***Today we are going to talk about having good manners which helps maintain relationships with friends, family, and teachers. Who can tell me what having good manners means?" Try to get a few responses from students, then say "Having good manners means you know how to act in all kinds of situations, and it means being respectful. When you have good manners, people will see that you are thoughtful and are more likely to want to be around you." Pass out the Good Manners Law handout to students and give each one a Good Manners Badge to wear (have student tape it to their shirt). "We are all going to be the Manners Sheriff right now and decide using the Good Manners Laws, if some of these students are showing any bad manners. Let's review each law before we start." Review and explain each of the 9 Laws. Then read each scenario to the students and have them point out any bad manners (violations of the good manners law).

*Conclude the activity by passing out the "Mind your Manners" handout. "These are some words we should use frequently to make sure we are showing good manners." Go through each word listed, and ask for examples of when each word could be used. Example- "Thank you" can be used when someone lends you their pencil to show that you appreciate that action.

*Use the guiding questions at the top of this page to help guide the group discussion.

ASCA Standards Alignment:

- *Mindset: Belief in development of whole self, including a healthy balance of mental, social/emotional and physical well-being. (M 1)
- *Behavior: Social Skills: Create positive and supportive relationships with other students. (B-SS 2)
- *Behavior: Social Skills: Demonstrate social maturity and behaviors appropriate to the situation and environment. (B-SS 9)

SEL Competencies:

- *Self-awareness: identifying emotions.
- *Self-management: self-discipline, impulse control.
- *Relationship skills: relationship building, communication, social engagement.
- *Social-awareness: Respect for others, appreciating diversity, perspective-taking, empathy.

GOOD MANNERS LAWS



**RULE 1:
ACCEPT
DIFFERENCES.**

**RULE 2:
TREAT OTHERS THE
WAY YOU WANT TO
BE TREATED.**

**RULE 3:
BE RESPECTFUL
OF YOURSELF
AND OTHERS.**

**RULE 4:
BE A GOOD
SPORT.**

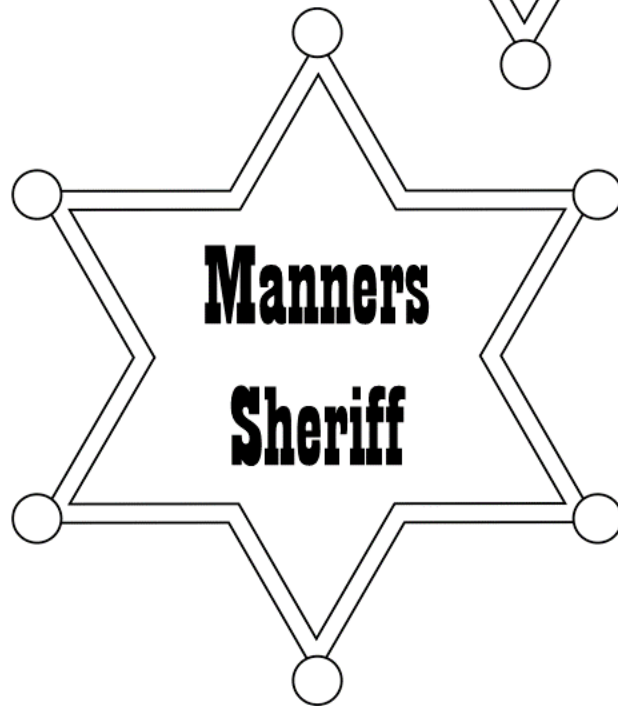

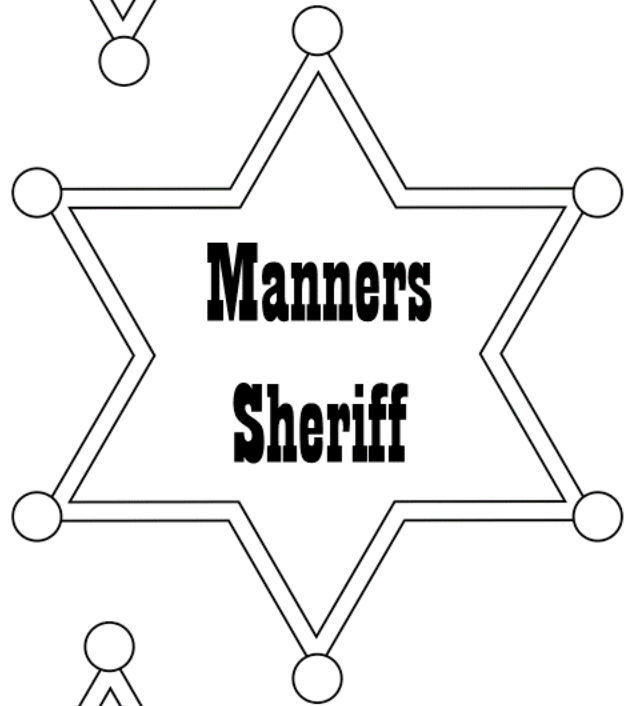
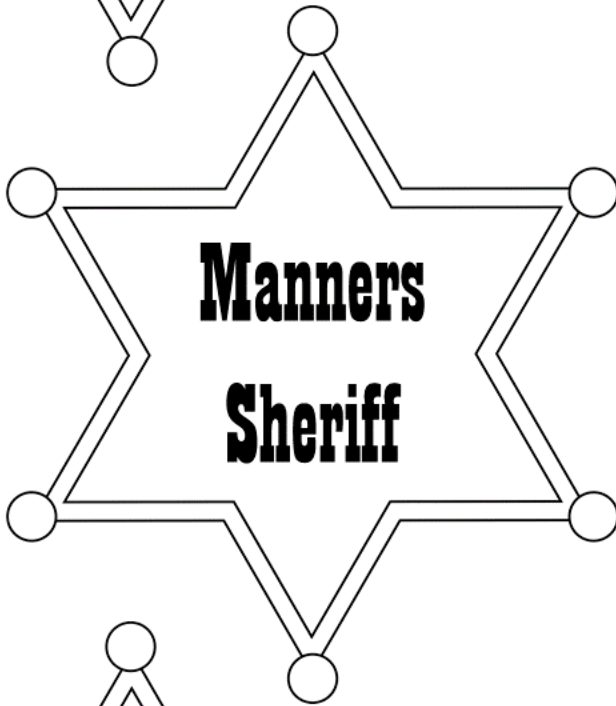
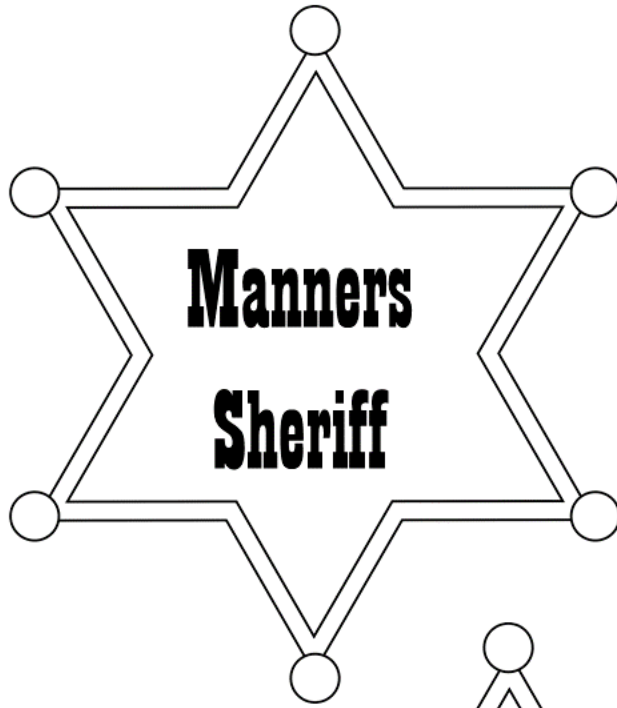
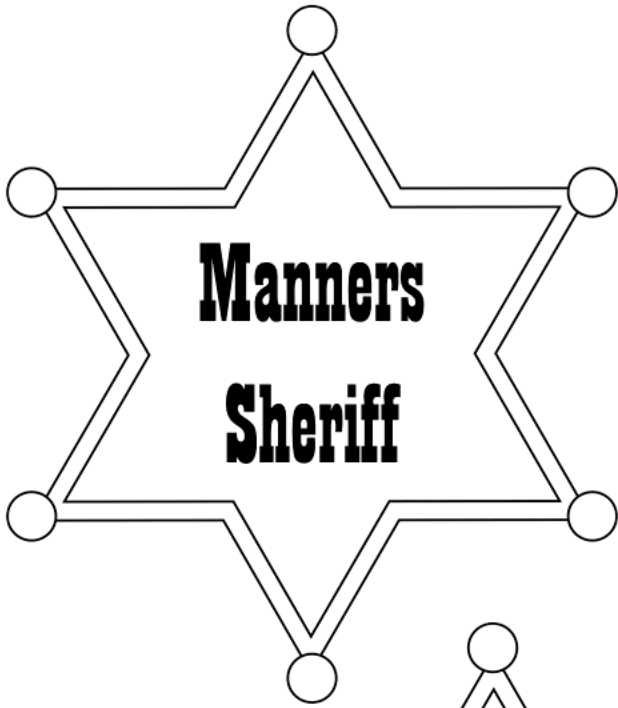
**RULE 5:
BE
HELPFUL
AND
PUT
OTHERS
FIRST.**

**RULE 6:
PATIENCE
IS KEY,
WAIT YOUR
TURN.**

**RULE 7:
DON'T LEAVE A
MESS.**

**RULE 8:
BE
KIND,
FAIR,
AND
SHARE**

**RULE 9: SHOW OTHERS YOU
APPRECIATE THEM.**



MANNERS Scenario

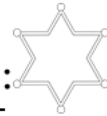


I

Mrs. Hernandez seems really stressed today, she has to repeat herself many times and there are a bunch of students at her desk. James goes up to Mrs. Hernandez's desk and asks her what page he was supposed to be working on. She looks at him and says that he should sit back down and raise his hand. James goes back to his desk and on the way he sticks his tongue out at his teachers back and makes a mean face. When he gets to his desk, he slams down into the seat and sighs heavily. Then he raises his hand while rolling his eyes and says out loud "Miss, I'm raising my hand now."



Manners Sheriff Violations:



Put a checkmark next to the Manners violations made in this scenario:

Rule 1: Accept differences.

Rule 2: Treat others the way you want to be treated.

Rule 3: Be respectful of yourself and others.

Rule 4: Be a good sport.

Rule 5: Be helpful and put others first.

Rule 6: Patience is key, wait your turn.

Rule 7: Don't leave a mess.

Rule 8: Be kind, fair, and share

Rule 9: Show others you appreciate them.

MANNERS

Scenario

2



Jeremiah's dad is at home working late on an important deadline for his job. He asked Jeremiah to take the trash out two hours ago and Jeremiah still has not done it. Jeremiah's brother just ran up to his dad and told him that Jeremiah would not share the toy train with him. Their dad tells them both they have to share it, Jeremiah says "I am playing with it first because its my toy!" The dad says "Why don't you both play together with the train?", Jeremiah says "Because he's a baby and he does not play the way I want to play." After Jeremiah finishes playing, he leaves the train parts on the floor of the living room.

Manners Sheriff Violations:

Put a checkmark next to the Manners violations made in this scenario:

Rule 1: Accept differences.

Rule 2: Treat others the way you want to be treated.

Rule 3: Be respectful of yourself and others.

Rule 4: Be a good sport.

Rule 5: Be helpful and put others first.

Rule 6: Patience is key, wait your turn.

Rule 7: Don't leave a mess.

Rule 8: Be kind, fair, and share

Rule 9: Show others you appreciate them.

MANNERS

Scenario

3



Amanda and Thomas are racing each other during PE class. When Amanda wins, she celebrates very dramatically and says "In your face Thomas, I knew I would beat you." Amanda tells Thomas they have to race again. Thomas is tired so he asks if they can wait a bit but Amanda says "Scared you're going to lose again?" Thomas feels embarrassed so he joins the race anyways. During the second race, Thomas trips and falls. Amanda sees this but she keeps going to the finish line.

Manners Sheriff Violations:

Put a checkmark next to the Manners violations made in this scenario:

Rule 1: Accept differences.

Rule 2: Treat others the way you want to be treated.

Rule 3: Be respectful of yourself and others.

Rule 4: Be a good sport.

Rule 5: Be helpful and put others first.

Rule 6: Patience is key, wait your turn.

Rule 7: Don't leave a mess.

Rule 8: Be kind, fair, and share

Rule 9: Show others you appreciate them.

MANNERS

Scenario

4



Katie does not like to wait. When the class lines up for the water fountain, she pushes and shoves her way to the front. She always goes first when playing a game. When she has something to say she calls out or tells her friend right way, even if teacher is teaching a lesson. The student next to her lent her a pencil, and she did not say please or thank you. Katie likes to make other students laugh, sometimes she does this by shooting rubber bands at others or making fun of the kid who wears glasses. When someone gets upset at what she says she replies "just kidding" or says it's just a joke.

Manners Sheriff Violations:

Put a checkmark next to the Manners violations made in this scenario:

Rule 1: Accept differences.

Rule 2: Treat others the way you want to be treated.

Rule 3: Be respectful of yourself and others.

Rule 4: Be a good sport.

Rule 5: Be helpful and put others first.

Rule 6: Patience is key, wait your turn.

Rule 7: Don't leave a mess.


Rule 8: Be kind, fair, and share

Rule 9: Show others you appreciate them.

MANNERS

Scenario

5



Reading has always come easy to Chris, but it's not the same for Math. No matter how hard he works in Math, he feels like he still can't get it. When he gets his recent Math test score back he yells "Math is so stupid, I hate it." His teacher tells him to calm down and not scream out or he will have his clip moved down for bad behavior. Chris begins complaining to his classmate next to him and his classmate offers to help explain one of the problems he got wrong. Chris says "you are such a know it all". His teacher hears this and tells him to go clip down. Chris says a swear word.

Manners Sheriff Violations:

Put a checkmark next to the Manners violations made in this scenario:

Rule 1: Accept differences.

Rule 2: Treat others the way you want to be treated.

Rule 3: Be respectful of yourself and others.

Rule 4: Be a good sport.

Rule 5: Be helpful and put others first.

Rule 6: Patience is key, wait your turn.

Rule 7: Don't leave a mess.


Rule 8: Be kind, fair, and share

Rule 9: Show others you appreciate them.

MANNERS

Scenario

6



Keisha just wants this day to be over. She went to bed too late last night and now can barely stay awake, let alone focus on school work. Her friend Brandon ask her what's wrong, she gives a short reply of "nothing" and leans back in her chair tipping it so far back her head dangles off the end and is upside-down. Brandon says to her "You seem unlike yourself today", and Keisha crosses her arms in front of her and says "mind your business". Later at lunch, Keisha spills her milk and Brandon asks her "are you going to clean that up?" she says "No, I'm not in the mood right now, I'm too tired." Then she burps loudly without covering her mouth.

Manners Sheriff Violations:

Put a checkmark next to the Manners violations made in this scenario:

Rule 1: Accept differences.

Rule 2: Treat others the way you want to be treated.

Rule 3: Be respectful of yourself and others.

Rule 4: Be a good sport.

Rule 5: Be helpful and put others first.

Rule 6: Patience is key, wait your turn.

Rule 7: Don't leave a mess.

Rule 8: Be kind, fair, and share

Rule 9: Show others you appreciate them.

Answer Guide

Manners Scenario 1

- Getting out of seat without permission (Violates Rule 5 and 6)
- Making rude faces (Violates Rule 2 and 3)
- Slamming down into seat and sighing heavily (Violates Rule 2 and 3)
- Rolling eyes and calling out, calling his teacher "Miss" and not by her full name. (Violates Rule 3)

Manners Scenario 2

- Not doing chores (Violates Rule 3, 5, and 7)
- Not sharing the toy (Violates Rule 8)
- Insisting on playing with it first (Violates Rule 6 and 4)
- Calling his brother a baby and being inflexible (Violates Rule 1, 2, and 8)
- Leaving the mess on the floor (Violates Rule 7)

Manners Scenario 3

- Bragging (Violates Rule 2, 3, and 4)
- Unkind words (Violates Rule 2, 3, and 8)
- Being Impatient (Violates Rule 3 and 6)
- Taunting (Violates Rule 1, 2, 3 and 8)
- Not helping someone when they fall (Violates Rule 2, 4, and 5)

Manners Scenario 4

- Pushing and shoving to the front of the line (Violates Rule 2, 3, and 6)
- Always going first (Violates Rule 6 and 8)
- Calling out, talking when the teacher is talking (Violates Rule 3 and 6)
- Not saying please or thank you (Violates Rule 9)
- Shooting rubber bands, making fun of someone (Violates Rule 1, 2, 3 and 8)
- Playing off insults as a joke instead of saying sorry (Violates Rule 2, 3, 8)

Manners Scenario 5

- Yelling out (Violates Rule 3)
- Complaining (Violates Rule 3 and 8)
- Refuses help, unappreciative (Violates Rule 9)
- Calling someone a mean name (Violates Rule 2, 3, and 8)
- Saying a swear word (Violates Rule 3)

Manners Scenario 6

- Giving short rude responses to a friend (Violates Rule 2, 8, and 9)
- Tipping chair really far back, crosses arms (Violates Rule 3)
- Not cleaning up after herself (Violates Rule 7)
- Burps loudly without covering her mouth (Violates Rule 3)



MIND YOUR MANNERS



Vocabulary

When you want something say.....please

When you get something say.....Thank you

When you yawn or burp say.....Excuse me

When you interrupt someone say.....Excuse
me

When you bump into someone say.....Excuse
me

When someone thanks you, say.....You're
welcome

When you make a mistake say.....I'm sorry

When you hurt someone's feelings say.....I'm
sorry

GOOGLE CLASSROOM

Your resource comes with a digital version for use in Google Slides via Google Classroom. Follow these steps to upload your resource into your Google Drive.

1 Click here  [Manners Sheriff](#)

2 You will be prompted to make a copy of the resource. Click on the blue box that says "Make a copy" and the resource will go directly into your Google drive.

Google Drive

Copy document

Would you like to make a copy of Career Interest Inventory?

Make a copy



3 Go to your Google Drive and locate the copy of the file. You can rename the file at this point or add/delete slides.

4 Next, go to your Google Classroom and add an assignment. Select the Google Drive Symbol and select the resource you want to assign.

5 From here, you should see a grey box that says "Students can view file." Click the grey box. A dropdown menu should appear. Select, "Make a copy for each student."

YOU HAVE TO MAKE A COPY FOR EACH STUDENT!

Otherwise they will all be editing the same file.

Click "Assign" in the top right corner if you're ready to post!

Helpful links for using Google Classroom:

[Teacher Tips for using Google Classroom \(TPT blog\)](#)

[Getting Started with Google Classroom \(youtube video\)](#)

ABOUT THE AUTHOR



I'M ASHLEY

an Elementary School Counselor.

I have a B.A. in Psychology and an M.A. in School Counseling. I have a passion for creating fun and engaging resources for Counseling and Social Emotional Learning. I am a wife, and mother to 2 young boys. Thank you for supporting my little shop.

Click the icons to connect with me


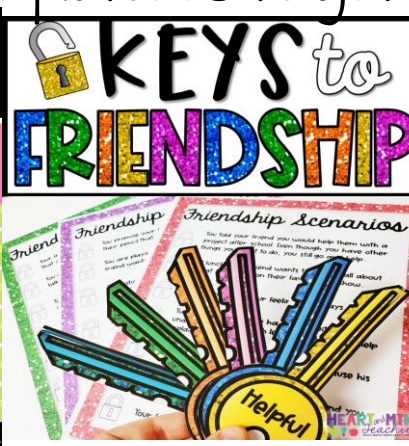


Access my **freebie library** by subscribing to my newsletter, [click here](#)

RECOMMENDED RESOURCES

This product and 8 others are included in this curriculum.

Click the pictures to get a closer look.



TERMS OF USE


© Heart and Mind Teaching, 2020. All rights reserved. Purchase of this item entitles the purchaser the right to reproduce for classroom, personal, and google classroom use only. Use in multiple classrooms, requires the purchase of additional licenses. Redistribution or duplication of this product is strictly forbidden without the written permission of the publisher. Copying any part of this product and placing it on a publicly accessible website is strictly forbidden and is a violation of the Digital Millennium Copyright Act (DMCA). You may post this for single-classroom use on a password protected private nonprofit student site such as google classroom. **You may NOT post my products on any public, for-profit, or commercial websites or entities such as Outschoo!** Thank you for abiding by universally accepted codes of professional ethics while using this product.

Please feel free to contact me if you have any questions or feedback
heartandmindteaching@gmail.com



CREDITS

www.digitalclassroomclipart.com



[Gayle McGlaulin](#)