



Hi there, I'm **Ashley**   
I'm an **Elementary School Counselor**,  
**Curriculum Author**, **Blogger**, and  
**Boy mama**. I specialize in all  
things **Counseling & SEL**. 



**SUBSCRIBE**  
and get freebies!



Join my newsletter [here](#) to unlock access to freebies!

Check out my website: [HeartandMindTeaching.com](http://HeartandMindTeaching.com)

Contact me: [HeartandMindTeaching@gmail.com](mailto:HeartandMindTeaching@gmail.com)



Please consider leaving a fair review, it really helps my small business.

**THANK YOU**

for supporting a small business





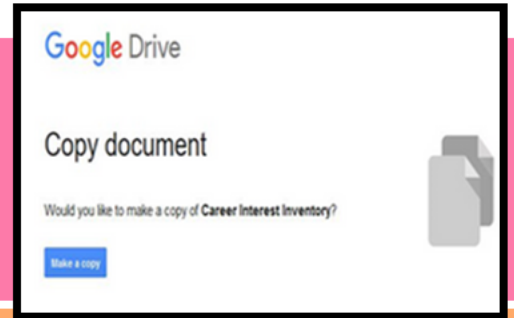
# Google Slides

YOUR RESOURCE COMES WITH A DIGITAL VERSION FOR USE IN GOOGLE SLIDES VIA GOOGLE CLASSROOM. FOLLOW THESE STEPS TO UPLOAD YOUR RESOURCE.

Click here to get your copy: [Social Worker Myths vs Facts](#)

1

You will be prompted to make a copy of the resource. Click on the blue box that says "Make a copy" and the resource will go directly into your Google drive.



2

Go to your Google Drive and locate the copy of the file. You can rename the file at this point or add/delete slides.

3

Next, go to your Google Classroom and add an assignment. Select the Google Drive Symbol and select the resource you want to assign.

4

From here, you should see a grey box that says "Students can view file." Click the grey box. A dropdown menu should appear. Select, "Make a copy for each student."

5

From here, you should see a grey box that says "Students can view file." Click the grey box. A dropdown menu should appear. Select, "Make a copy for each student."

**YOU HAVE TO MAKE A COPY FOR EACH STUDENT!** Otherwise, they will all be editing the same file.

Click "Assign" in the top right corner if you're ready to post! This product is meant to be used in "edit" mode (not "presentation" mode). Edit mode is the only mode that allows drag & drop and writing in text boxes.

Helpful links for using Google Classroom:

[Teacher Tips for using Google Classroom \(TPT blog\)](#)

[Getting Started with Google Classroom \(youtube video\)](#)



# SCHOOL SOCIAL WORKERS

## MYTH OR FACT?

### Session Objective:

\*Students will identify common myths about school social work and replace them with accurate facts in order to better understand the role of the school social worker and feel more comfortable seeking support at school.

### Materials:

- Handouts & PowerPoint
- Pencils, crayons.
- Scissors and glue or tape.

### Guiding Questions:

- \*What do school social workers do?
- \*What do school social workers help students with?

### Session Details

- \*Ask: "What do you think a school social worker does?" Introduce the words MYTH and FACT using simple examples. Explain that today's lesson will help clear up confusion about school social work.
- \*Use slides to present one myth at a time. Pause after each myth to ask students to guess. Reveal the fact and briefly discuss. Reinforce key messages: Social workers help all students, talking is brave, feelings matter.
- \*After the PowerPoint, choose one or more activities:
  - Myth or Fact chart: (pages 5-6) Determine which are social worker myths and facts.
  - Myths to Facts: (pages 7-8) change common social worker myths to facts.
  - A school social worker can help with: (page 9) about what a social worker does/does not do.
  - Coloring Pages: (pages 10-11) Perfect for Prek-1<sup>st</sup>.
  - About my School social worker (pages 12-13) Students complete about their social worker.
  - How a School social worker helps (page 14): Draw and write activity.
  - School social worker Fact and Myth note-taking (p. 15, use with PowerPoint)
  - School social worker Myth vs Fact sorting activity (pages 17-20). This can be done as a whole group, a small group, or individually. Have the students cut out the sorting cards, and glue/tape the facts or myths to the appropriate labeled folder.
  - Use the posters and writing activity to make a bulletin board and reinforce the learning.

### ASCA Standards Alignment:

- \*Mindset: Belief in development of whole self, including a healthy balance of mental, social/emotional and physical well-being. (M 1) Sense of belonging in the school environment (M 3)
- \*Behavior: Social Skills: Create positive and supportive relationships with other students and adults. (B-SS 2) Social Skills: Positive relationships with adults to support success (B-SS 3)

### SEL Competencies:

- \*Self-Management: Stress Management.
- \*Social Awareness: Respect for others.
- \*Relationship Skills: Communication.
- \*Responsible Decision-Making: Identifying problems, Analyzing situations, Solving Problems.

# **ACTIVITIES AND COLORING SHEETS**



# SCHOOL SOCIAL WORKER

## MYTH OR FACT?

Read each statement. Put a check mark if it is a MYTH or a FACT.

**MYTH**

**FACT**

School social workers help all students.		
Only students in trouble see the school social worker.		
School social workers only help with problems at home.		
Talking to a school social worker is a sign of weakness.		
School social workers only help during emergencies.		
School social workers help connect students to helpful resources and support.		
School social workers help families.		
School social workers help students during big life changes.		



# SCHOOL SOCIAL WORKER

## MYTH OR FACT?

Read each statement. Put a check mark if it is a MYTH or a FACT.

**MYTH**

**FACT**

School social workers help with attendance concerns.		
School social workers care about how students feel at school.		
Only adults are allowed to ask the school social worker for help.		
A social worker can help you figure out what to do when you're going through a tough time.		
School counselors can help students learn how to calm down.		
If you talk to a school social worker, everyone will know your business.		
School social workers want students to feel safe and supported.		
Only some students are allowed to talk to the school social worker.		

# SCHOOL SOCIAL WORKER MYTHS TO FACTS



Rewrite each myth into a fact.

**MYTH:** Only kids in trouble see the social worker.

**FACT**

**MYTH:** Talking to a social worker means I'm weak.

**FACT**

**MYTH:** Social workers only help during emergencies.

**FACT**

**MYTH:** My problems aren't big enough.

**FACT**



# SCHOOL SOCIAL WORKER MYTHS TO FACTS

Rewrite each myth into a fact.



**MYTH:** The social worker will get me in trouble.

**FACT**

**MYTH:** Social workers only help with problems at home.

**FACT**

**MYTH:** Social workers work against families.

**FACT**

**MYTH:** Talking to a social worker means something is wrong with you.

**FACT**

# MY SCHOOL SOCIAL WORKER CAN HELP WITH...

Draw a line to the social worker if it is something you should talk to the social worker about.



You are having trouble getting to school on time.

You lost your pencil.

You are having a conflict.

You forgot your homework.

You feel unsafe.

Need help with an assignment.

Small classroom issue.

Feel stressed or overwhelmed.

Need help calming down.

Are going through a big change.

Need food, clothes, or resources.

# SCHOOL SOCIAL WORK FACTS

Color the social work facts.



School Social Workers  
help families.



School Social Workers  
are safe adults.



School Social Workers  
provide resources.



School Social Workers  
are here for everyone.

# SCHOOL SOCIAL WORKERS HELP

Color how a social worker helps.



Help kids cope with life changes.



Encourage good attendance.



Connect students to helpful support.



Help kids solve problems.

# MY SCHOOL SOCIAL WORKER

My School Social Worker's name is:

My School Social Worker helps with:

Facts about my School Social Worker:

My School Social Worker looks like this.

This is how I can reach my School Social Worker:

# MY SCHOOL SOCIAL WORKERS

My School Social Workers' names are:

My School Social Workers help with:


My School Social Workers look like this.

Facts about my School Social Workers:

This is how I can reach my School Social Workers:

# SCHOOL SOCIAL WORKERS HELP

Draw how a social worker helps.



A school social worker helps me feel:



I can talk to the school social worker when I feel:

# SCHOOL SOCIAL WORKER





**FACT**

**MYTH**






# **SORTING ACTIVITY**

# SCHOOL SOCIAL WORKER

**EMGT**



# SCHOOL SOCIAL WORKER





Only help certain students.



Only help with problems at home.



Help families get resources and support.



Help improve attendance.



Only help during emergencies.



Are here for everyone.



Get kids into  
trouble.



Help kids with  
life changes.

# SCHOOL SOCIAL WORKERS

## MYTH OR FACT?

### Session Objective:

\*Students will identify common myths about school social work and replace them with accurate facts in order to better understand the role of the school social worker and feel more comfortable seeking support at school.

### Materials:

- Handouts & PowerPoint
- Pencils, crayons.
- Scissors and glue or tape.

### Guiding Questions:

- \*What do school social workers do?
- \*What do school social workers help students with?

### Session Details

- \*Ask: "What do you think a school social worker does?" Introduce the words MYTH and FACT using simple examples. Explain that today's lesson will help clear up confusion about school social work.
- \*Use slides to present one myth at a time. Pause after each myth to ask students to guess. Reveal the fact and briefly discuss. Reinforce key messages: Social workers help all students, talking is brave, feelings matter.
- \*After the PowerPoint, choose one or more activities:
  - Myth or Fact chart: (pages 5-6) Determine which are social worker myths and facts.
  - Myths to Facts: (pages 7-8) change common social worker myths to facts.
  - A school social worker can help with: (page 9) about what a social worker does/does not do.
  - Coloring Pages: (pages 10-11) Perfect for Prek-1<sup>st</sup>.
  - About my School social worker (pages 12-13) Students complete about their social worker.
  - How a School social worker helps (page 14): Draw and write activity.
  - School social worker Fact and Myth note-taking (p. 15, use with PowerPoint)
  - School social worker Myth vs Fact sorting activity (pages 17-20). This can be done as a whole group, a small group, or individually. Have the students cut out the sorting cards, and glue/tape the facts or myths to the appropriate labeled folder.
  - Use the posters and writing activity to make a bulletin board and reinforce the learning.

### ASCA Standards Alignment:

- \*Mindset: Belief in development of whole self, including a healthy balance of mental, social/emotional and physical well-being. (M 1) Sense of belonging in the school environment (M 3)
- \*Behavior: Social Skills: Create positive and supportive relationships with other students and adults. (B-SS 2) Social Skills: Positive relationships with adults to support success (B-SS 3)

### SEL Competencies:

- \*Self-Management: Stress Management.
- \*Social Awareness: Respect for others.
- \*Relationship Skills: Communication.
- \*Responsible Decision-Making: Identifying problems, Analyzing situations, Solving Problems.

# **ACTIVITIES AND COLORING SHEETS**



# SCHOOL SOCIAL WORKER

## MYTH OR FACT?

Read each statement. Put a check mark if it is a MYTH or a FACT.

**MYTH**

**FACT**

School social workers help all students.		
Only students in trouble see the school social worker.		
School social workers only help with problems at home.		
Talking to a school social worker is a sign of weakness.		
School social workers only help during emergencies.		
School social workers help connect students to helpful resources and support.		
School social workers help families.		
School social workers help students during big life changes.		



# SCHOOL SOCIAL WORKER

## MYTH OR FACT?

Read each statement. Put a check mark if it is a MYTH or a FACT.

**MYTH**

**FACT**

School social workers help with attendance concerns.		
School social workers care about how students feel at school.		
Only adults are allowed to ask the school social worker for help.		
A social worker can help you figure out what to do when you're going through a tough time.		
School counselors can help students learn how to calm down.		
If you talk to a school social worker, everyone will know your business.		
School social workers want students to feel safe and supported.		
Only some students are allowed to talk to the school social worker.		

# SCHOOL SOCIAL WORKER MYTHS TO FACTS

Rewrite each myth into a fact.



**MYTH:** Only kids in trouble see the social worker.

**FACT**

**MYTH:** Talking to a social worker means I'm weak.

**FACT**

**MYTH:** Social workers only help during emergencies.

**FACT**

**MYTH:** My problems aren't big enough.

**FACT**



# SCHOOL SOCIAL WORKER MYTHS TO FACTS



Rewrite each myth into a fact.

**MYTH:** The social worker will get me in trouble.

**FACT**

**MYTH:** Social workers only help with problems at home.

**FACT**

**MYTH:** Social workers work against families.

**FACT**

**MYTH:** Talking to a social worker means something is wrong with you.

**FACT**

# MY SCHOOL SOCIAL WORKER CAN HELP WITH . . .

Draw a line to the social worker if it is something you should talk to the social worker about.



You are having trouble getting to school on time.

You lost your pencil.

You are having a conflict.

You forgot your homework.

You feel unsafe.

Need help with an assignment.

Small classroom issue.

Feel stressed or overwhelmed.

Need help calming down.

Are going through a big change.

Need food, clothes, or resources.

# SCHOOL SOCIAL WORK FACTS

Color the social work facts.



School Social Workers  
help families.



School Social Workers  
are safe adults.



School Social Workers  
provide resources.



School Social Workers  
are here for everyone.

# SCHOOL SOCIAL WORKERS HELP

Color how a social worker helps.



Help kids cope with life changes.



Encourage good attendance.



Connect students to helpful support.



Help kids solve problems.

# MY SCHOOL SOCIAL WORKER

My School Social Worker's name is:

My School Social Worker helps with:

Facts about my School Social Worker:

My School Social Worker looks like this.

This is how I can reach my School Social Worker:

# MY SCHOOL SOCIAL WORKERS

My School Social Workers' names are:

My School Social Workers help with:



My School Social Workers look like this.

Facts about my School Social Workers:

This is how I can reach my School Social Workers:

# SCHOOL SOCIAL WORKERS HELP

Draw how a social worker helps.



A school social worker helps me feel:



I can talk to the school social worker when I feel:

# SCHOOL SOCIAL WORKER

**FACT**

---

---

---

---

---

---

**MYTH**

---

---

---

---





---

---

# **SORTING ACTIVITY**

# SCHOOL SOCIAL WORKER

**EMGT**



# SCHOOL SOCIAL WORKER






Only help certain students.



Only help with problems at home.



Help families get resources and support.




Help improve attendance.



Only help during emergencies.



Are here for everyone.



Get kids into  
trouble.



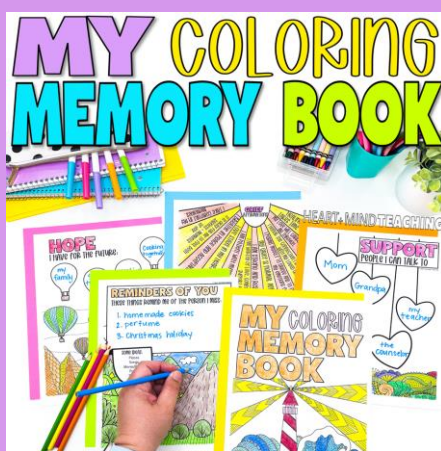

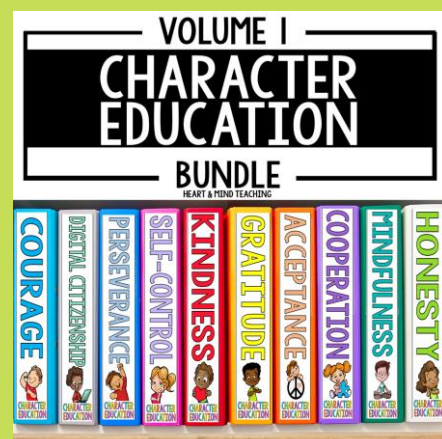

Help kids with  
life changes.



Resources made  
**WITH LOVE**  
By a real Counselor

We think you're  
going to love  
these too!

# Best Selling Resources



THE **CURRICULUM**  
\*YOU HAVE BEEN  
**SEARCHING**  
FOR

[www.counselorcollab.com](http://www.counselorcollab.com)

Counselor Collab Prek-8<sup>th</sup> grade Membership

Would you like to spend less time browsing for resources and lesson planning, and more time serving students? Let us do the work for you!



# terms of use

© Heart and Mind Teaching, 2026. All rights reserved. By purchasing this product, you, the purchaser, are granted the right to reproduce pages for your classroom or counseling work only. Duplication for more than one classroom or teacher is strictly forbidden. Doing so is a violation of the Digital Millennium Copyright Act (DCMA). This resource may not be uploaded or distributed online for free (even if it is a free resource) on a district or outside site. Thank you for respecting my work as a fellow counselor and small business owner.

## YOU MAY:

- ♥ Use items for your personal use.
- ♥ Make copies for your classroom/ counseling work or your own students' families.
- ♥ Reference (without distribution) this product in blog posts, seminars, PD workshops, provided there is credit given to me as the author and a link to my TPT store included.

## YOU MAY NOT:

- ✗ Claim this work as your own, alter the files in any way, or remove the copyright.
- ✗ Repackage, sell, or giveaway this product to others.
- ✗ Offer to share this product anywhere on the internet as a download or copy.



If you have any questions or concerns, please email me at:  
[heartandmindteaching@gmail.com](mailto:heartandmindteaching@gmail.com)

# credits

