

# MUSIC city COUNSELOR


# THANK YOU FOR YOUR PURCHASE!



Hey y'all, Laura here! I so appreciate when you please take a moment to leave a review on my resources on my TpT Store. Thanks for your support! Enjoy the resource!

♥ *laura oathout*

# LET'S CONNECT!



For helpful ideas, engaging resources, and freebies, please check out my website and membership!

♥ **WEBSITE:** [www.musiccitycounselor.com](http://www.musiccitycounselor.com)

♥ **MEMBERSHIP:** [www.counselorcollab.com](http://www.counselorcollab.com)

# DIRECTIONS:

This St. Patrick's Day seek-and-find activity focuses on feelings identification.

To play, students count how many of each feelings face they can find, then write the number on the line at the bottom.

6 feelings are included for each design: happy, sad, angry, nervous, surprised, excited, grumpy, and scared.

6 different clipart options are included: shamrocks, girl leprechauns, boy leprechauns, pots of gold, rainbows, and gold coins.


Questions, comments, or suggestions? Please contact me any time at [laura@musiccitycounselor.com](mailto:laura@musiccitycounselor.com). I'm here to help!









PS I SO appreciate when you please take a moment to leave a review on my resources on my TpT store. It earns you credits towards future purchases, helps other educators find quality resources, and helps my small business grow! 😊


Name: \_\_\_\_\_

# SHAMROCK FIND THE FEELINGS

Count how many of each feeling you find. Write the number on the line.



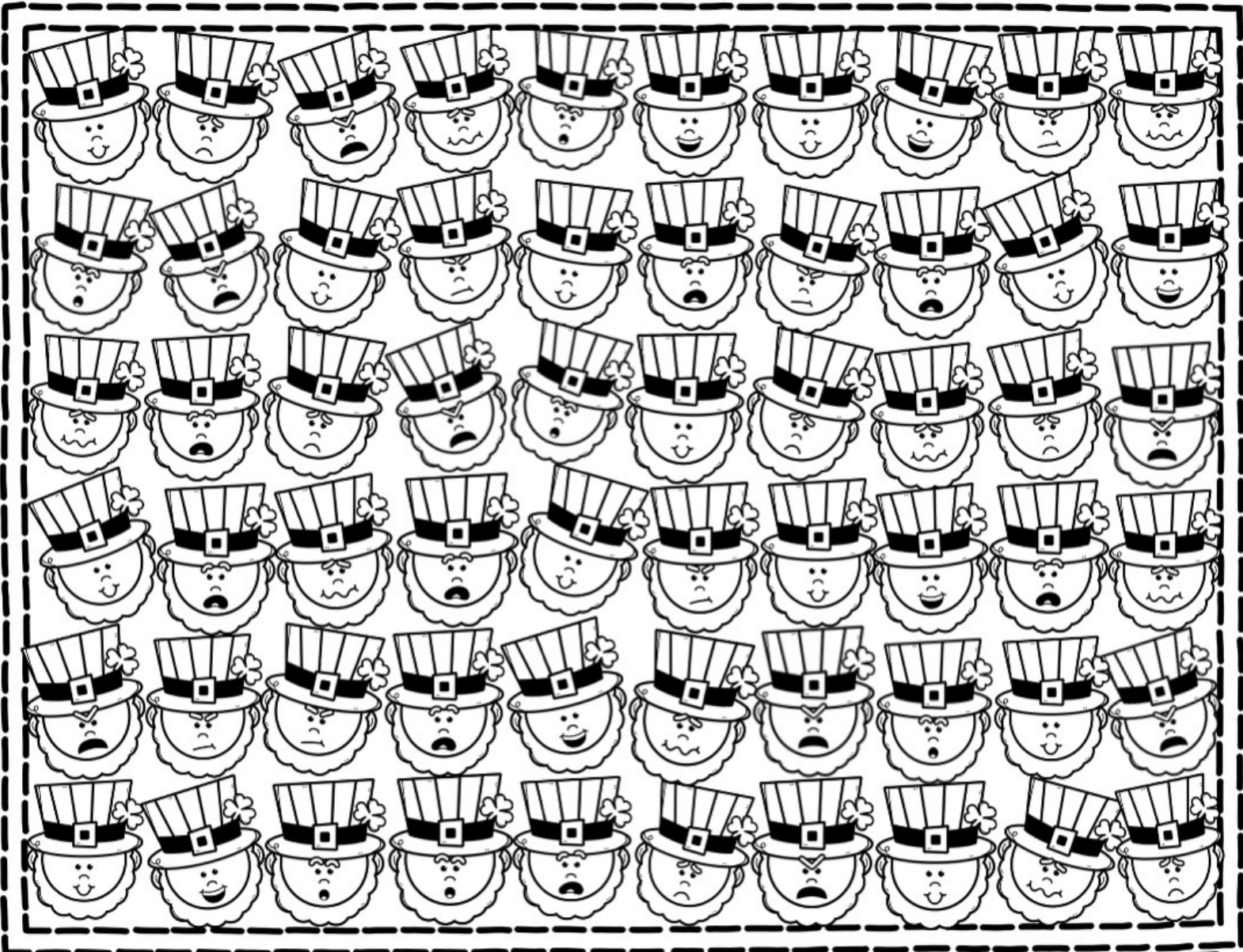
Happy Shamrock  _____	Angry Shamrock  _____	Surprised Shamrock  _____	Grumpy Shamrock  _____
Sad Shamrock  _____	Nervous Shamrock  _____	Excited Shamrock  _____	Scared Shamrock  _____




Name: \_\_\_\_\_

# LEPRECHAUN FIND THE FEELINGS

Count how many of each feeling you find. Write the number on the line.




Happy Leprechaun  _____	Angry Leprechaun  _____	Surprised Leprechaun  _____	Grumpy Leprechaun  _____
Sad Leprechaun  _____	Nervous Leprechaun  _____	Excited Leprechaun  _____	Scared Leprechaun  _____




Name: \_\_\_\_\_

# LEPRECHAUN FIND THE FEELINGS

Count how many of each feeling you find. Write the number on the line.




<p>Happy Leprechaun</p>  <p>_____</p>	<p>Angry Leprechaun</p>  <p>_____</p>	<p>Surprised Leprechaun</p>  <p>_____</p>	<p>Grumpy Leprechaun</p>  <p>_____</p>
<p>Sad Leprechaun</p>  <p>_____</p>	<p>Nervous Leprechaun</p>  <p>_____</p>	<p>Excited Leprechaun</p>  <p>_____</p>	<p>Scared Leprechaun</p>  <p>_____</p>












Name: \_\_\_\_\_

# POT OF GOLD FIND THE FEELINGS

Count how many of each feeling you find. Write the number on the line.




<p>Happy Pot of Gold</p> 	<p>Angry Pot of Gold</p> 	<p>Surprised Pot of Gold</p> 	<p>Grumpy Pot of Gold</p> 
<p>Sad Pot of Gold</p> 	<p>Nervous Pot of Gold</p> 	<p>Excited Pot of Gold</p> 	<p>Scared Pot of Gold</p> 



Name: \_\_\_\_\_

# RAINBOW FIND THE FEELINGS

Count how many of each feeling you find. Write the number on the line.



Happy Rainbow



Angry Rainbow



Surprised Rainbow



Grumpy Rainbow



Sad Rainbow




Nervous Rainbow



Excited Rainbow




Scared Rainbow












Name: \_\_\_\_\_

# GOLD COINS FIND THE FEELINGS

Count how many of each feeling you find. Write the number on the line.



<p>Happy Gold Coin</p> 	<p>Angry Gold Coin</p> 	<p>Surprised Gold Coin</p> 	<p>Grumpy Gold Coin</p> 
<p>Sad Gold Coin</p> 	<p>Nervous Gold Coin</p> 	<p>Excited Gold Coin</p> 	<p>Scared Gold Coin</p> 



# TERMS OF USE:

- Make copies for the purchaser's classroom AND share copies with other educators within your school building
- Reference (without distribution) this product in blog posts, seminars, professional development workshops, or other such venues provided there is both credit given to myself as the author and a link back to my TpT store included in the post/presentation

YOU MAY

- Claim the work as your own, alter the files in any way, or remove/attempt to remove the copyright
- Share this product with educators outside of your school building
- Repackage, sell, or giveaway this product to others
- Offer to share this product anywhere on the internet as a download or copy

YOU MAY NOT



Please contact me any time at [laura@musiccitycounselor.com](mailto:laura@musiccitycounselor.com) with questions, suggestions, resource requests, or comments. I'm here to help and would love to hear from you!

♥ *laura oathout*

THIS RESOURCE WAS MADE POSSIBLE THANKS TO:

