


BUILD A TURKEY

FRIEND



Build a Turkey

FRIEND

Session Objective:

- *Students will be able to identify traits that they value in a friend.
- *Students will participate and work together.
- *Students will self-reflect on their own traits.

Materials:

- *Build a Friend Activity
- *Pencils, Crayons, Scissors, Glue/Tape

Guiding Questions:

- *What are some traits that are valued in a friend?
- *What traits are not valued in a friend?

Session Details (about 30 minutes)


- *Students will each get a copy of one of the Build a Turkey Friend page. Explain to them using the sample provided, how the page will look when it is complete. Start at the top of the picture, ask "What would you want your friend to use their brain to do?" Allow students to participate and give responses. Have the students write down the responses they liked and would want their friend to have. Next move to the eyes, ask "What is something that a good friend does with their eyes." Again have the students provide responses and encourage them to write down on their "friend" the ones they like. Move to the following body parts: mouth, ears, hands, heart, feet, and ask for other general qualities they value in a friend. Once there are a good amount of friendship qualities listed, let the students color their "friend". While they are coloring, engage a discussion with questions such as "Why was it important for you to have a friend who you can trust?", "Which is the most important quality for you out of all of the ones you chose?". Point out similarities/differences that the group members chose. Ask "Are the traits you put down on your "friend" all traits that you have? Are there any traits that you are working on and would like to get better at?"
- *Show students the "My Turkey Friend" turkey and explain that they are going to put qualities they are looking for in a friend on the turkey's feathers, there are pre-made ones or they can make their own. Glue the red feather in the center behind the turkey, the green feathers on either side of the red one, and then the orange ones last. You can also print them in black and white and have the students color them. Explain that each Turkey will be unique because we are all looking for different traits within a friend.

ASCA Standards Alignment:

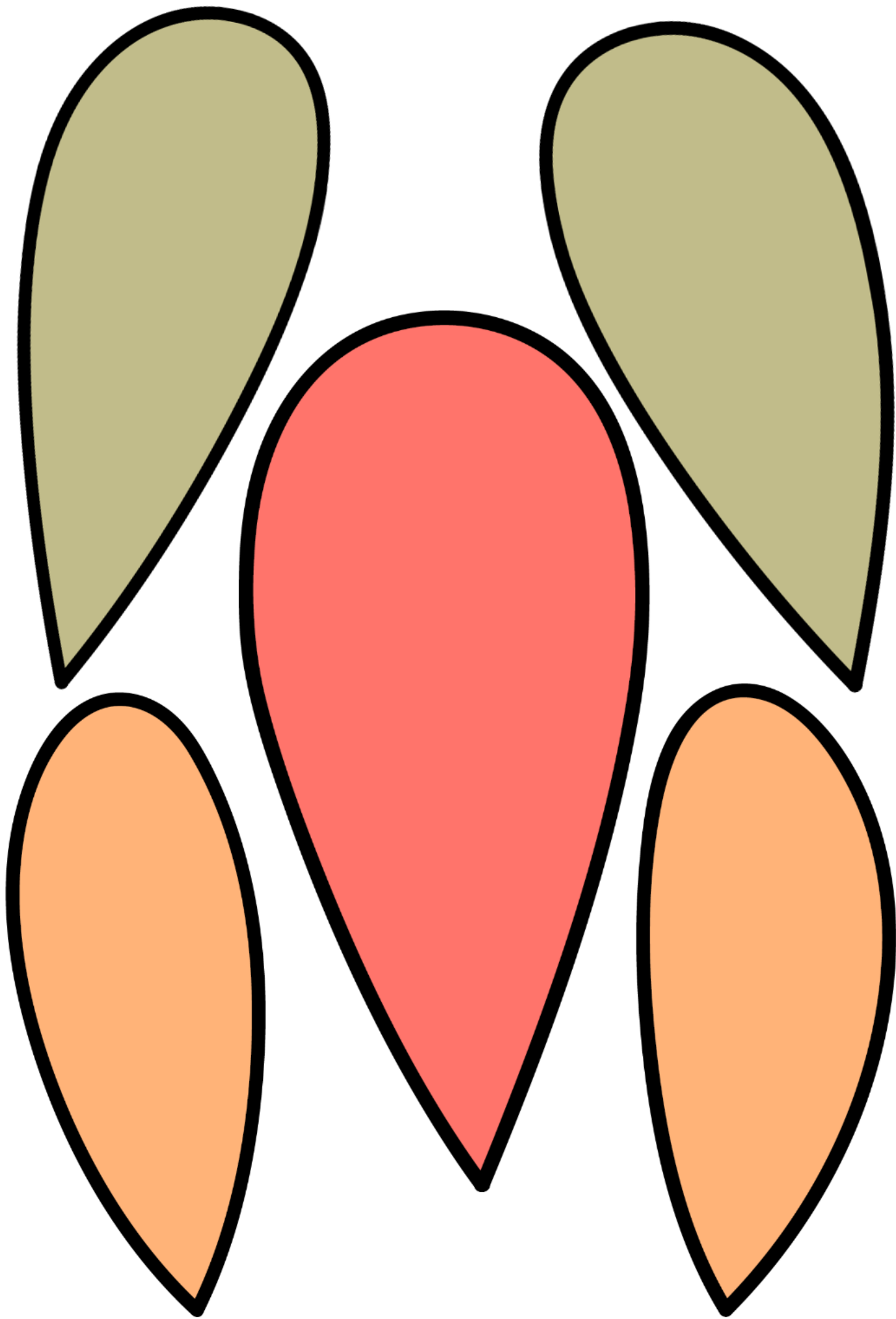
- *Mindset: Belief in development of whole self, including a healthy balance of mental, social/emotional and physical well-being. (M 1)
- *Behavior: Social Skills: Use effective oral and written communication skills and listening skills. (B-SS 1)
- *Behavior: Social Skills: Create positive and supportive relationships with other students. (B-SS 2)

SEL Competencies:

- *Self-awareness: recognizing strengths, accurate self-perception.
- *Relationship skills: relationship building, communication, social engagement.
- *Social-awareness: Respect for others, appreciating diversity.



My Turkey
FRIEND





Makes
good
choices.

Listens to
me when I
talk.

Likes
similar
things
that I do.

Looks at
me when
we are
talking.

Has a
caring
heart.

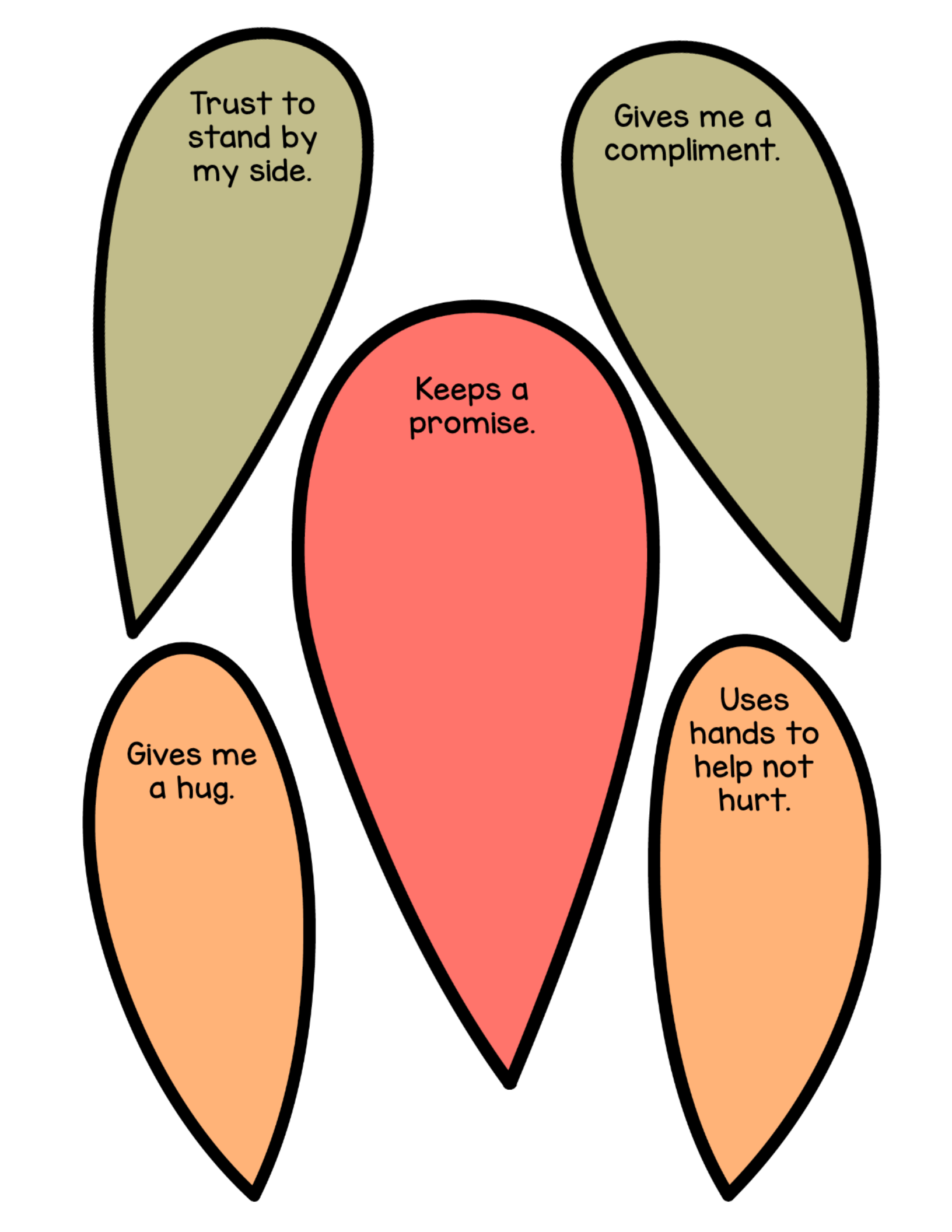
Forgives
me when
I make
mistakes.

Thinks
before
they
speak.

Smiles and
makes me
laugh.

Uses kind
words.

Shares
with me.



Trust to
stand by
my side.

Gives me a
compliment.


Keeps a
promise.

Gives me
a hug.

Uses
hands to
help not
hurt.


Build a Turkey

FRIEND



Build a Turkey

FRIEND



Build a Turkey FRIEND

Session Objective:

- *Students will be able to identify traits that they value in a friend.
- *Students will participate and work together.
- *Students will self-reflect on their own traits.

Materials:

- *Build a Friend Activity
- *Pencils, Crayons, Scissors, Glue/Tape

Guiding Questions:

- *What are some traits that are valued in a friend?
- *What traits are not valued in a friend?

Session Details (about 30 minutes)


- *Students will each get a copy of one of the Build a Turkey Friend page. Explain to them using the sample provided, how the page will look when it is complete. Start at the top of the picture, ask "What would you want your friend to use their brain to do?" Allow students to participate and give responses. Have the students write down the responses they liked and would want their friend to have. Next move to the eyes, ask "What is something that a good friend does with their eyes." Again have the students provide responses and encourage them to write down on their "friend" the ones they like. Move to the following body parts: mouth, ears, hands, heart, feet, and ask for other general qualities they value in a friend. Once there are a good amount of friendship qualities listed, let the students color their "friend". While they are coloring, engage a discussion with questions such as "Why was it important for you to have a friend who you can trust?", "Which is the most important quality for you out of all of the ones you chose?". Point out similarities/differences that the group members chose. Ask "Are the traits you put down on your "friend" all traits that you have? Are there any traits that you are working on and would like to get better at?"
- *Show students the "My Turkey Friend" turkey and explain that they are going to put qualities they are looking for in a friend on the turkey's feathers, there are pre-made ones or they can make their own. Glue the red feather in the center behind the turkey, the green feathers on either side of the red one, and then the orange ones last. You can also print them in black and white and have the students color them. Explain that each Turkey will be unique because we are all looking for different traits within a friend.

ASCA Standards Alignment:


- *Mindset: Belief in development of whole self, including a healthy balance of mental, social/emotional and physical well-being. (M 1)
- *Behavior: Social Skills: Use effective oral and written communication skills and listening skills. (B-SS 1)
- *Behavior: Social Skills: Create positive and supportive relationships with other students. (B-SS 2)

SEL Competencies:

- *Self-awareness: recognizing strengths, accurate self-perception.
- *Relationship skills: relationship building, communication, social engagement.
- *Social-awareness: Respect for others, appreciating diversity.



My Turkey
FRIEND





Makes
good
choices.

Listens to
me when I
talk.

Likes
similar
things
that I do.

Looks at
me when
we are
talking.


Has a
caring
heart.



Forgives
me when
I make
mistakes.



Thinks
before
they
speak.




Smiles and
makes me
laugh.



Uses kind
words.



Shares
with me.




Trust to
stand by
my side.



Gives me a
compliment.



Keeps a
promise.




Gives me
a hug.




Uses
hands to
help not
hurt.


Build a Turkey

FRIEND



Build a Turkey FRIEND





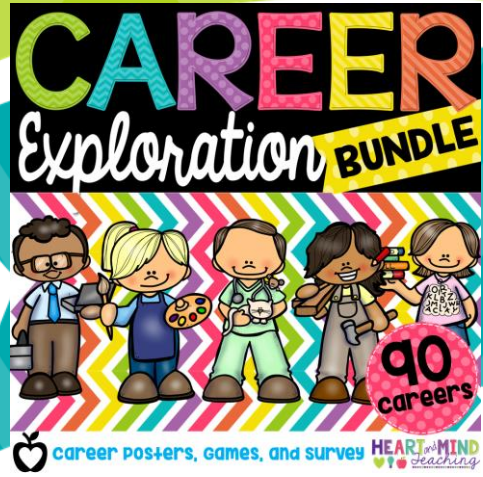
HEART and MIND Teaching

Hi there, my name is Ashley, I'm an Elementary School Counselor. I strive to create fun and engaging resources for Counseling and Social Emotional Learning. Check out my website: <https://heartandmindteaching.com/>


Click the icon to *follow me*

RECOMMENDED RESOURCES

Check out another friendship themed activity



Explore 90 different careers with career posters, games, & a survey



Click the icon to *follow me*

Copyright

© 2019 Heart & Mind Teaching



TERMS OF USE

All rights reserved. Purchase of this item entitles the purchaser the right to reproduce for classroom and personal use only. Use in multiple classrooms, requires the purchase of additional licenses. Redistribution or duplication of this product is strictly forbidden without the written permission of the publisher. Copying any part of this product and placing it on the internet is strictly forbidden and is a violation of the Digital Millennium Copyright Act (DMCA). You may reference this product in posts, PROVIDED there is a link back to my TPT store and credit is given to myself as the Author. Thank you for abiding by universally accepted codes of professional ethics while using this product.


If you encounter an issue with your file, notice an error, or are in any way experiencing a problem, please contact me and I will be happy to help sort it out!

Thank you for your purchase!

♡ Ashley HeartandMindTeaching@gmail.com



CLIP ART/FONT CREDIT



[Gayle McGlaulin](#)