

THANK YOU FOR YOUR PURCHASE!



Did you know that when you leave feedback on TPT you earn credits towards future purchases?

★★★★★ Extremely satisfied

I truly appreciate your feedback to help my little store grow.

LET'S BE FRIENDS

Access my
Freebie
Library



Stay updated on new product announcements (they are 50% off for the first 24 hrs posted!) by following me on TPT, checking out my website, and subscribing to my newsletter.



If you have any questions or concerns please email me at:

heartandmindteaching@gmail.com

♥
Ashley

GOOGLE SLIDES

Your resource comes with a digital version for use in Google Slides via Google Classroom. Follow these steps to upload your resource.

1 Click here  [Career Exploration Game](#)

2 You will be prompted to make a copy of the resource. Click on the blue box that says “Make a copy” and the resource will go directly into your Google drive.

Google Drive

Copy document

Would you like to make a copy of Career Interest Inventory?

Make a copy



3 Go to your Google Drive and locate the copy of the file. You can rename the file at this point or add/delete slides.

4 Next, go to your Google Classroom and add an assignment. Select the Google Drive Symbol and select the resource you want to assign.

5 From here, you should see a grey box that says “Students can view file.” Click the grey box. A dropdown menu should appear. Select, “Make a copy for each student.”

YOU HAVE TO MAKE A COPY FOR EACH STUDENT!

Otherwise they will all be editing the same file.

Click “Assign” in the top right corner if you’re ready to post!

This product is meant to be used in “edit” mode (not “presentation” mode). Edit mode is the only mode that allows drag & drop and writing in text boxes.

[Helpful links for using Google Classroom:](#)

[Teacher Tips for using Google Classroom \(TPT blog\)](#)

[Getting Started with Google Classroom \(youtube video\)](#)

TOWN MAP



Game Instructions

Use the Town Map (as a guide) to tape or glue together the larger versions of the map to create the game board. I recommend laminating it.

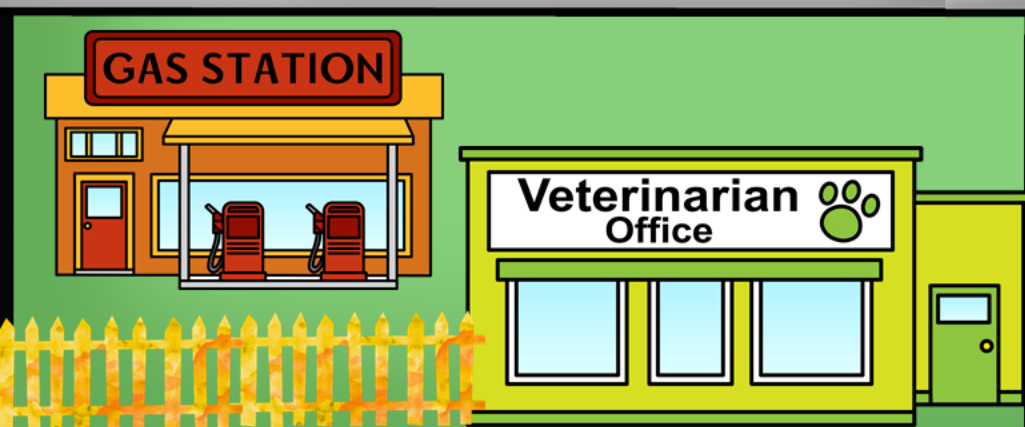

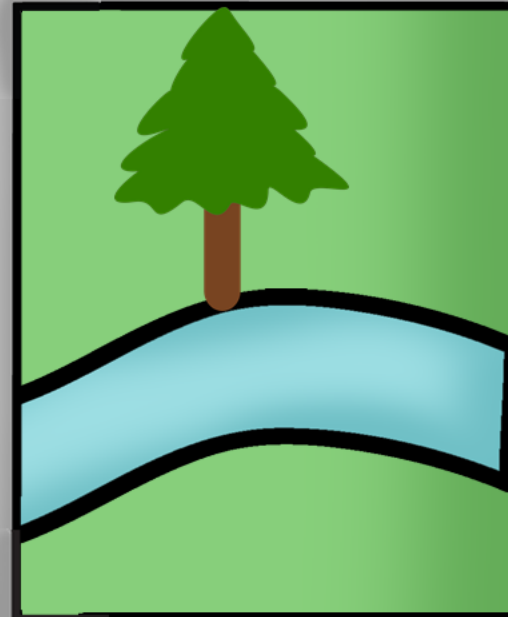
Cut out the game pieces and career cards. Career cards need to be glued together so they become two sided. One side showing the Career description and the other side directing the player to the location of the career. Shuffle the cards and place them in one pile with the location side face up.


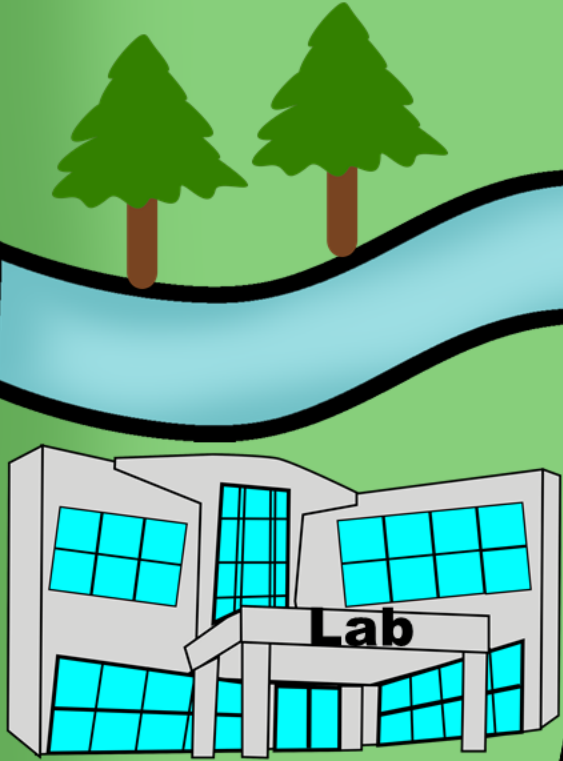
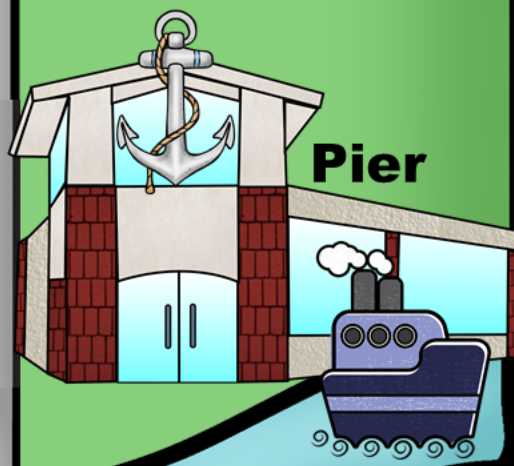

Players should place their car on one of the roads at the edge of the map. Roll the dice provided or use your own, highest roller goes first and second highest roller goes second, etc.



When it is the players turn, they pick up the first card on the career card pile. They read out loud what the card says. For example: "Drive to the Police Station", they then move their car to the Police Station. Turn the card around and it will describe a career that is done at the Police Station. The player should read the description of the career out loud for the other players to hear and learn about.

Some cards will cause the player to lose that turn (this means they do not collect a career card that turn).

Collect as many careers as you can! Learn about different careers as you play!


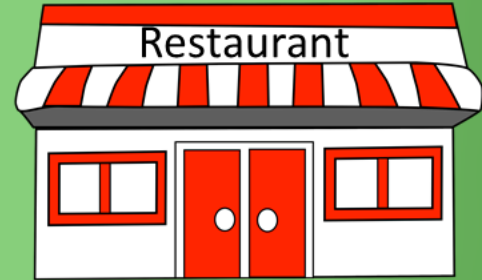








Car Repair Garage





Police Officer

Police Officers enforce laws, prevent crime, regulate traffic, crowd control, and arrest criminals. They respond to emergencies and protect people and property.



Drive to the Police Station



Fire Fighter

Firefighters extinguish and control fires to protect people and property. They conduct rescue efforts to save people from burning buildings and accident scenes.



Drive to the Fire Station



Mail Carrier

Mail Carriers sort mail for delivery and deliver the mail on their route either by foot or vehicle. They scan labels and track mail.



Drive to the Post Office



Nurse

Nurses provide care to patients. They give medicine and treatment, and also work with Doctors. They provide support and advice to patients and their families.



**Drive to the
Hospital**



Doctor

Doctors help their patient's who are sick or injured and treat them using medicines. They teach their patients to be healthy and keep track of their health through tests.



**Drive to the
Hospital**



Surgeon

Surgeons help patient's who are sick from injury or disease by giving tests and doing operations. They use surgical tools to perform surgeries to fix what is wrong with their patient.



**Drive to the
Hospital**



Microbiologist

Microbiologists study bacteria, viruses, algae, and fungi. They try to understand how these tiny organism's live and grow.



**Drive to the
Lab**



Veterinarian

Veterinarians help animal's who are sick from an injury or disease. They check animals to provide proper care by providing medicines or performing surgeries.



**Drive to the
Veterinarian
Office**



Pilot

Pilots navigate and fly planes to transport people and goods. They usually work with a team. They follow the rules of flying and check the planes instruments to keep them safe.



**Drive to the
Airport**



Flight Attendant

Flight attendants provide personal services on airline's to ensure the safety and comfort of passengers. They explain safety equipment, serve food/drinks, and administer first aid.



Drive to the Airport



Farmer

Farmers plan, direct and coordinate the management and operation of farms and ranches. They hire and supervise farm workers.




Drive to the Farm



Ship Captain

Ship and boat captains command sea vessels in oceans, bays, lakes, rivers or coastal waters. They steer and operate using equipment, and adjust navigation.



Drive to the Pier



Legislator

Legislators develop, introduce, and enact laws and statutes at the local, tribal, state, or federal level. They are elected into this position by voters.



**Drive to the
Town Hall**



Retail Salesperson

Retail salespersons sell merchandise such as furniture, vehicles, appliances, and apparel to customers.



**Drive to the
Store**



Lawyer

Lawyers represent clients in criminal and civil legal proceedings. They create legal documents and analyze the likely outcome of cases using their knowledge of legal precedents.



**Drive to the
Courthouse**



Dancer

Dancers train, exercise, and attend classes to learn technique and skill. They perform on stage by harmonizing their body to music.



**Drive to the
Arts Center**



Actor

Actors perform on TV, in movies, and in plays to entertain an audience. They study and rehearse their lines.



**Drive to the
Arts Center**



Floral Designer

Floral designers design, cut, and arrange flowers. They work with clients to determine price, quantity, style, and delivery.



**Drive to the
Florist**



Musician

Musicians play musical instruments in concerts, recitals, and other live events. They perform as a solo artist or part of a musical group, band, or orchestra.



**Drive to the
Arts Center**



Singer

Singers perform songs on stage, radio, television or in movies. They memorize the music and routines. They perform in front of live audiences as a solo artist or part of a group.



**Drive to the
Arts Center**



Principal

Principals plan and supervise the workings of a school. They enforce discipline rules. They work with staff and parents to resolve issues.



**Drive to the
School**



School Counselor

School Counselors help students one on one or in groups. They help them understand and cope with personal, social or behavioral problems.



Drive to the School



Teacher

Teachers teach students academic, social, and other life skills. They help students one on one and in groups, using various teaching methods to meet all students needs.



Drive to the School



Tour Guide

Tour guides take people or groups on sightseeing tours to places of interest such as historical or scenic sites, art galleries or museums..



Drive to the Museum



Server

Servers take food and drink orders and serve them to customers. They suggest items on the menu and offer recommendations..



Drive to the Restaurant



Chef

Chefs are in charge of preparing, seasoning, and cooking foods from a menu. They plan and price menu items, order supplies and check food safety.



Drive to the Restaurant



Curator

Curators get collections such as artwork, historic items, and collectibles for museums. They decide exhibition themes and designs.



Drive to the Museum



Detective

Detectives gather facts and collect evidence of possible crimes. They conduct interviews, look at records, watch the activities of suspects and participate in arrests.



**Drive to the
Police Station**



Financial Manager

Financial Managers determine how a company will spend, save and increase their money using data and creating goals.



**Drive to the
Bank**



Judge

Judges ensure justice in a court of law. They follow government laws and rules. They instruct juries on laws, and rule on court decisions based on evidence and testimony.



**Drive to the
Courthouse**



Librarian



Librarians help others get access to information through books, newspapers, magazines, audio/videos, and computers.



**Drive to the
Library**



Accountant



Accountants study financial information and prepare reports to determine profit/loss, taxes, and problems.



**Drive to the
Offices**



Baker



Bakers mix and bake ingredients to produce breads, rolls, cookies, cakes, pies, pastries and other baked goods.



**Drive to the
Bakery**



Pharmacist

Pharmacists give medicines and information to patients. They work with Doctor's and patients on the amount, type, and side effects of medicines.



**Drive to the
Pharmacy**



Pharmacy Technician

Pharmacy technicians prepare medicines under the direction of a pharmacist. They measure, mix, count, label and record amounts according to orders.



**Drive to the
Pharmacy**



Dental Assistant

Dental assistants assist dentists by setting up tools, keeping records, and preparing patients for treatment.



**Drive to the
Dentist**



Dentist



Dentists treat problems with teeth, gums, and other parts of the mouth. They provide information to their patients about good oral health.



Drive to the Dentist



Software Designer



Software Developers create computer programs, develop applications and systems that run a device. They design, develop, and test software.



Drive to the Offices



Cashier



Cashiers give and receive money and use registers or scanners to do so. They process credit card sales and validate checks.



Drive to the Store



Animal Care Worker

Animal care workers care for animals by feeding, cleaning, and exercising them. They monitor animals health and behavior.



**Drive to the
Zoo**



Diver

Divers work under water using scuba gear to install, repair, and inspect. They use tools such as drills and other welding tools.



**Drive to the
Pier**




Hairdresser

Hairdressers provide beauty services like cutting, washing, coloring and styling hair. They use tools such as clippers, razors, trimmers, and scissors.



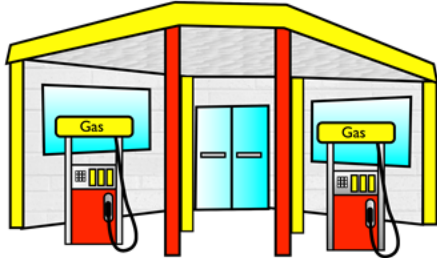
**Drive to the
Salon**



Car broke down.
Lose this turn.



Drive to the
Car repair Garage



Car ran out of
gas!
Lose this turn.




Drive to the
Gas station



Uh Oh! You are
in trouble.
Lose this turn.



Drive to the
Jail



**Wrong Turn!
Lose this turn.**



**Drive to the
Plant Nursery**



**You are lost.
Lose this turn.**



**Drive to the
Gas station**

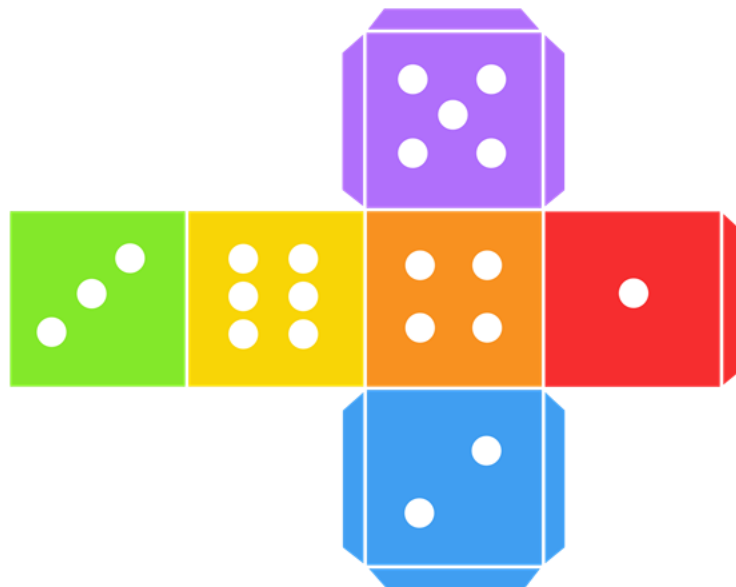
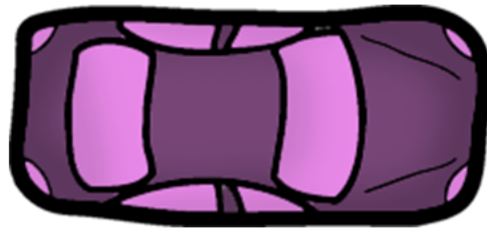

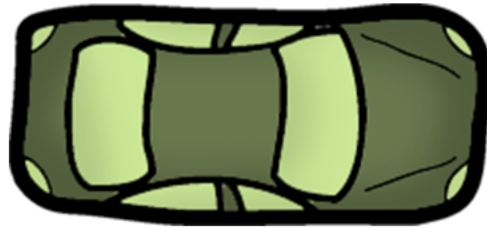
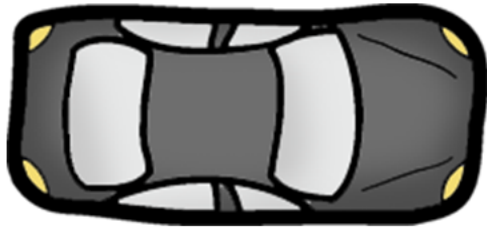
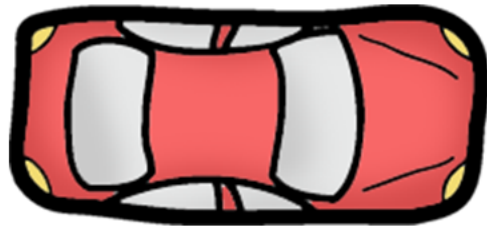
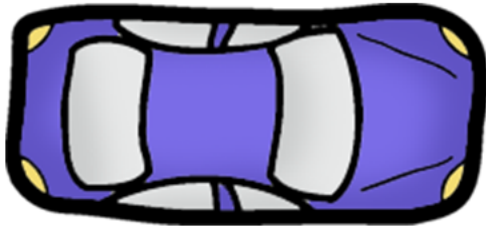


**Bad Weather, you
must stay home.
Lose this turn.**






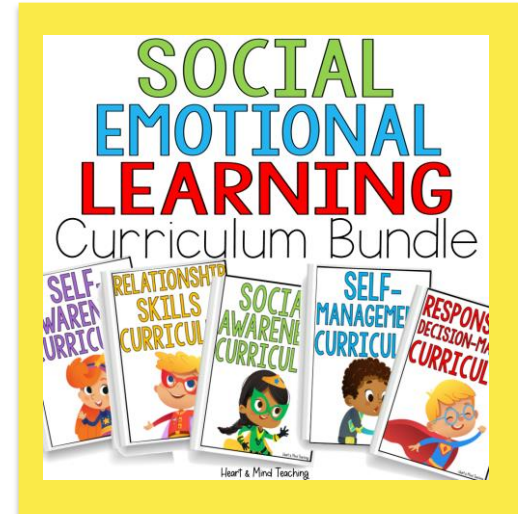

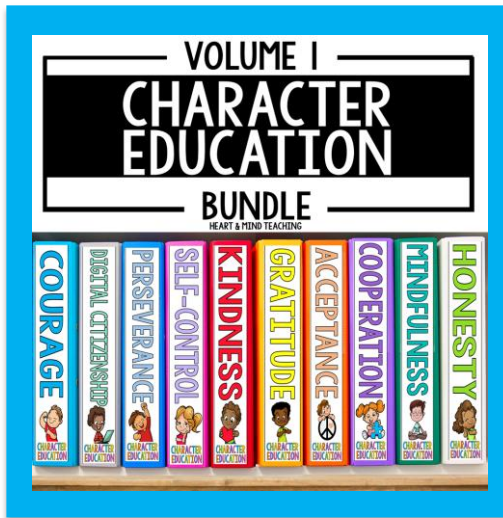
**Drive to the
House**

Game Pieces



CHECK THESE OUT

CLICK ON THE PICTURES TO GET A CLOSER LOOK.



COUNSELOR Collab

with Laura & Ashley



Would you like to spend less time browsing for resources and lesson planning, and more time serving students? Let Laura from [Music City Counselor](#) and Ashley from [Heart and Mind Teaching](#) do the work for you!

CLICK TO COLLAB

MEMBER Perks

- ♥ Data-driven resources by theme.
- ♥ \$35+ value of ready-to-use materials.
- ♥ Lessons, group curriculums, forms, & activities.
- ♥ Tier 1, 2, and 3 research-based resources.
- ♥ No contracts, cancel anytime.

HEART + MIND
TEACHING



THANK YOU

FOR SUPPORTING MY LITTLE SHOP.

Hi there! I'm Ashley- a School Counselor, curriculum developer, blogger, and mama to two young boys. I have a passion for creating fun and engaging resources for Counseling and Social Emotional Learning.

LET'S BE FRIENDS

Ashley

Access my
Freebie
Library



FOLLOW FOR EXCLUSIVE SAVINGS

New products are 50% off for 24hrs.

CLICK HERE

★ HOW CAN YOU EARN TPT CREDITS? When you leave feedback, TpT rewards you with credits that you can use toward future purchases.

ACCESS MY FREEBIE LIBRARY

Join my Newsletter to be informed of all future added freebies.

I WANT FREEBIES

TERMS OF USE

© Heart and Mind Teaching, 2020, 2023. All rights reserved. Purchase of this item entitles the purchaser the right to reproduce for classroom, personal, and google classroom use only. Use in multiple classrooms, requires the purchase of additional licenses. Redistribution or duplication of this product is strictly forbidden without the written permission of the publisher. Copying any part of this product and placing it on a publicly accessible website is strictly forbidden and is a violation of the Digital Millennium Copyright Act (DMCA). You may post this for single-classroom use on a password protected student site such as google classroom. **You may NOT post my products on any public, for-profit, or commercial websites or entities, such as Outschool.** Please do not sell or distribute any part of this as your own. Thank you for abiding by universally accepted codes of professional ethics while using this product.



If you have any questions or concerns please email me at:

heartandmindteaching@gmail.com

CREDITS

