

o MUSIC  city COUNSELOR


THANK YOU FOR YOUR PURCHASE!



Hey y'all, Laura here! I so appreciate when you please take a moment to leave a review on my resources on my TpT Store. Thanks for your support! Enjoy the resource!

♥ *laura oathout*

LET'S CONNECT!



For helpful ideas, engaging resources, and freebies, please check out my website and membership!

o ♥ **WEBSITE:** www.musiccitycounselor.com

♥ **MEMBERSHIP:** www.counselorcollab.com

DIRECTIONS:

This Thanksgiving-themed seek-and-find activity focuses on feelings identification.

To play, students count how many of each feelings face they can find, then write the number on the line at the bottom.

6 feelings are included for each design: happy, sad, angry, nervous, surprised, excited, grumpy, and scared.

6 different clipart options are included: turkeys, pumpkin pies, corn, potatoes, place settings, and carrots.


Questions, comments, or suggestions? Please contact me any time at laura@musiccitycounselor.com. I'm here to help!

PS I SO appreciate when you please take a moment to leave a review on my resources on my TpT store. It earns you credits towards future purchases, helps other educators find quality resources, and helps my small business grow! 😊

Name: _____

TURKEY FIND THE FEELINGS

Count how many of each feeling you find. Write the number on the line.



Happy Turkey

Angry Turkey

Surprised Turkey

Grumpy Turkey




Sad Turkey

Nervous Turkey

Excited Turkey


Scared Turkey



Name: _____

PUMPKIN PIE FIND THE FEELINGS

Count how many of each feeling you find. Write the number on the line.




<p>Happy Pumpkin Pie</p> 	<p>Angry Pumpkin Pie</p> 	<p>Surprised Pumpkin Pie</p> 	<p>Grumpy Pumpkin Pie</p> 
<p>Sad Pumpkin Pie</p> 	<p>Nervous Pumpkin Pie</p> 	<p>Excited Pumpkin Pie</p> 	<p>Scared Pumpkin Pie</p> 












Name: _____

CORN FIND THE FEELINGS

Count how many of each feeling you find. Write the number on the line.




<p>Happy Corn</p>  <p>_____</p>	<p>Angry Corn</p>  <p>_____</p>	<p>Surprised Corn</p>  <p>_____</p>	<p>Grumpy Corn</p>  <p>_____</p>
<p>Sad Corn</p>  <p>_____</p>	<p>Nervous Corn</p>  <p>_____</p>	<p>Excited Corn</p>  <p>_____</p>	<p>Scared Corn</p>  <p>_____</p>












Name: _____

POTATO FIND THE FEELINGS

Count how many of each feeling you find. Write the number on the line.




<p>Happy Potato</p>  <p>_____</p>	<p>Angry Potato</p>  <p>_____</p>	<p>Surprised Potato</p>  <p>_____</p>	<p>Grumpy Potato</p>  <p>_____</p>
<p>Sad Potato</p>  <p>_____</p>	<p>Nervous Potato</p>  <p>_____</p>	<p>Excited Potato</p>  <p>_____</p>	<p>Scared Potato</p>  <p>_____</p>




Name: _____

PLACE SETTING FIND THE FEELINGS

Count how many of each feeling you find. Write the number on the line.




<p>Happy Place Setting</p>	<p>Angry Place Setting</p>	<p>Surprised Place Setting</p>	<p>Grumpy Place Setting</p>
<p>Sad Place Setting</p>	<p>Nervous Place Setting</p>	<p>Excited Place Setting</p>	<p>Scared Place Setting</p>












Name: _____

CARROT FIND THE FEELINGS

Count how many of each feeling you find. Write the number on the line.



Happy Carrot  _____	Angry Carrot  _____	Surprised Carrot  _____	Grumpy Carrot  _____
Sad Carrot  _____	Nervous Carrot  _____	Excited Carrot  _____	Scared Carrot  _____



TERMS OF USE:

- Make copies for the purchaser's classroom AND share copies with other educators within your school building
- Reference (without distribution) this product in blog posts, seminars, professional development workshops, or other such venues provided there is both credit given to myself as the author and a link back to my TpT store included in the post/presentation

YOU MAY

- Claim the work as your own, alter the files in any way, or remove/attempt to remove the copyright
- Share this product with educators outside of your school building
- Repackage, sell, or giveaway this product to others
- Offer to share this product anywhere on the internet as a download or copy

YOU MAY NOT



Please contact me any time at laura@musiccitycounselor.com with questions, suggestions, resource requests, or comments. I'm here to help and would love to hear from you!

♥ *laura outhout*

THIS RESOURCE WAS MADE POSSIBLE THANKS TO:

