

BUILD A Trick or Treater FRIEND

USE WITH GOOGLE SLIDES™



Build a Trick or Treater FRIEND

Session Objective:

- *Students will be able to identify traits that they value in a friend.
- *Students will participate and work together.
- *Students will self-reflect on their own traits.

Materials:

- *Build a Trick or Treater Friend Activity
- *Pencils, Crayons, Scissors, Glue/Tape

Guiding Questions:

- *What are some traits that are valued in a friend?
- *What traits are not valued in a friend?

Session Details (about 30 minutes)

- *Students will each get a copy of one of the Build a Trick or Treater Friend page. Explain to them using the sample, how the page will look when it is complete. Start at the top of the picture, ask "What would you want your friend to use their brain to do?" Allow students to participate and give responses. Have the students write down the responses they liked and would want their friend to have. Next move to the eyes, ask "What is something that a good friend does with their eyes." Again have the students provide responses and encourage them to write down on their "friend" the ones they like. Move to the following body parts: mouth, ears, hands, heart, feet, and ask for other general qualities they value in a friend. Once there are a good amount of friendship qualities listed, let the students color their "friend". While they are coloring, engage a discussion with questions such as "Why was it important for you to have a friend who you can trust?", "Which is the most important quality for you out of all of the ones you chose?". Point out similarities/differences that the group members chose. Ask "Are the traits you put down on your "friend" all traits that you have? Are there any traits that you are working on and would like to get better at?"
- *Show students the "My Trick or Treater Friend" (they have 5 costumes to choose from) and explain that they are going to put qualities they are looking for in a friend on the candy, there are pre-made ones or they can make their own. Glue the candy going up the pumpkin so it stays together (or you can use the ones that already have the candy there). Explain that each trick or treater friend will be unique because we are all looking for different traits within a friend.

ASCA Standards Alignment:

- *Mindset: Belief in development of whole self, including a healthy balance of mental, social/emotional and physical well-being. (M 1)
- *Behavior: Social Skills: Use effective oral and written communication skills and listening skills. (B-SS 1)
- *Behavior: Social Skills: Create positive and supportive relationships with other students. (B-SS 2)

SEL Competencies:

- *Self-awareness: recognizing strengths, accurate self-perception.
- *Relationship skills: relationship building, communication, social engagement.
- *Social-awareness: Respect for others, appreciating diversity.




My Trick
or Treater
FRIEND



My Trick
or Treater
FRIEND





My Trick
or Treater
FRIEND



My Trick
or Treater
FRIEND

My Trick
or Treater
FRIEND











My Trick
or Treater
FRIEND



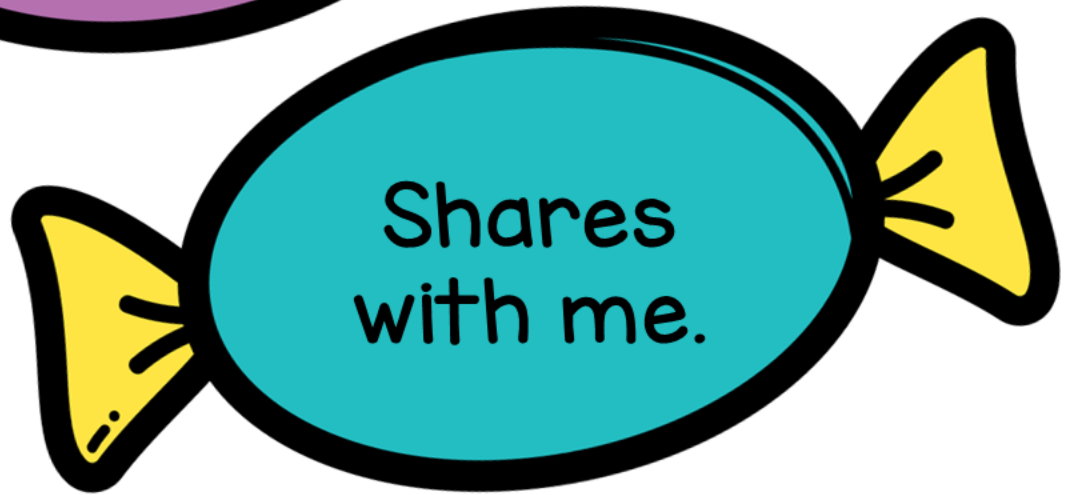
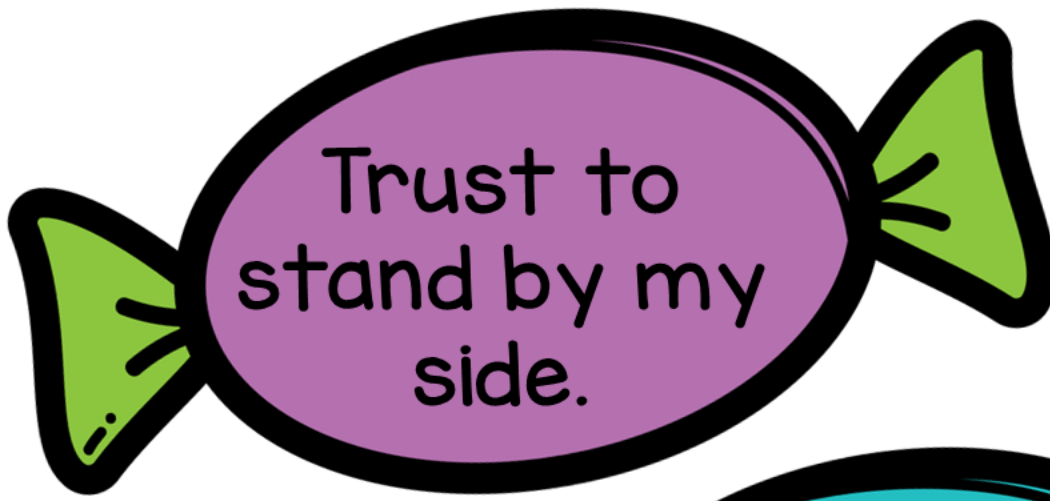
My Trick
or Treater
FRIEND













My Trick or Treater FRIEND



My Trick or Treater

FRIEND



My Trick or Treater FRIEND

Thinks before they speak.

Makes good choices.

Looks at me when we are talking.

Listens to me when I talk.

Smiles and makes me laugh.

Uses kind Words

Likes similar things that I do.

Forgives me when I make mistakes.

Uses hands to help not hurt.

Shares with me.

Has a caring heart.

Trust to stand by my side.



My Trick or Treater
FRIEND



My Trick or Treater FRIEND

Thinks before they speak.

Makes good choices.

Looks at me when we are talking.

Listens to me when I talk.

Smiles and makes me laugh.

Likes similar things that I do.

Uses kind Words.

Uses hands to help not hurt.

Forgives me when I make mistakes.

Shares with me.

Has a caring heart.

Trust to stand by my side.



My Trick or Treater
FRIEND



My Trick or Treater FRIEND

Thinks before they speak.

Looks at me when we are talking.

Makes good choices.

Smiles and makes me laugh.

Listens to me when I talk.

Uses kind Words

Likes similar things that I do.


Forgives me when I make mistakes.

Uses hands to help not hurt.

Shares with me.

Has a caring heart.

Trust to stand by my side.

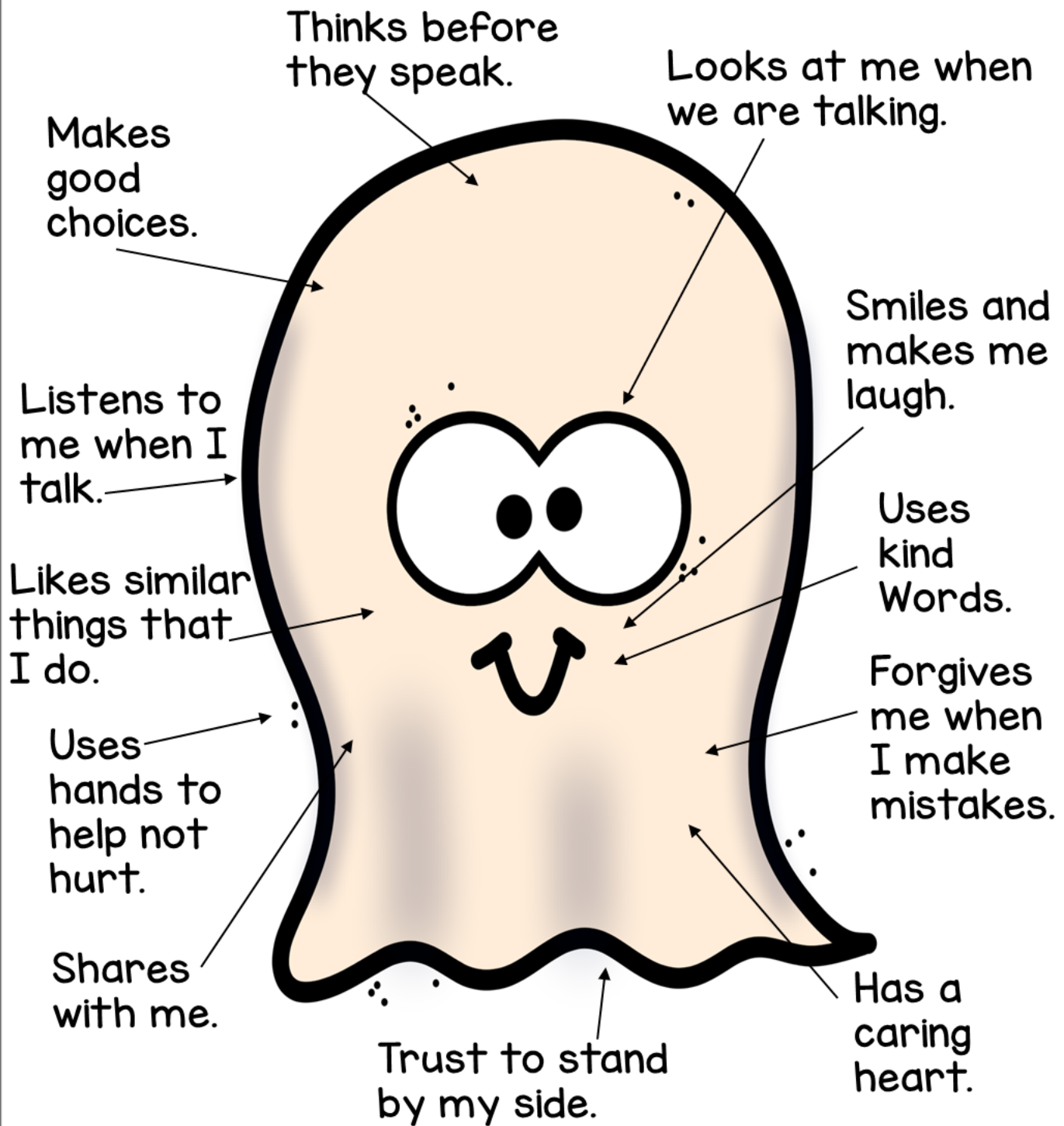


My Trick or Treater

FRIEND





My Trick or Treater FRIEND




My Trick or Treater

FRIEND






Why is it important for you to know what traits you value in a friend?



A large, empty rectangular box with a black border, intended for writing an answer to the question above.



Which quality is the most important one to you?



A large, empty rectangular box with a black border, intended for writing an answer to the question above.

Are the traits you put down on your "friend", traits that you have?



A large, empty rectangular box with a black border, intended for writing an answer to the question above.

Are there any traits that you are working on and would like to get better at as a friend?



A large, empty rectangular box with a black border, intended for writing an answer to the question above.

Build a Trick or Treater FRIEND

Session Objective:

- *Students will be able to identify traits that they value in a friend.
- *Students will participate and work together.
- *Students will self-reflect on their own traits.

Materials:

- *Build a Trick or Treater Friend Activity
- *Pencils, Crayons, Scissors, Glue/Tape

Guiding Questions:

- *What are some traits that are valued in a friend?
- *What traits are not valued in a friend?

Session Details (about 30 minutes)

- *Students will each get a copy of one of the Build a Trick or Treater Friend page. Explain to them using the sample, how the page will look when it is complete. Start at the top of the picture, ask "What would you want your friend to use their brain to do?" Allow students to participate and give responses. Have the students write down the responses they liked and would want their friend to have. Next move to the eyes, ask "What is something that a good friend does with their eyes." Again have the students provide responses and encourage them to write down on their "friend" the ones they like. Move to the following body parts: mouth, ears, hands, heart, feet, and ask for other general qualities they value in a friend. Once there are a good amount of friendship qualities listed, let the students color their "friend". While they are coloring, engage a discussion with questions such as "Why was it important for you to have a friend who you can trust?", "Which is the most important quality for you out of all of the ones you chose?". Point out similarities/differences that the group members chose. Ask "Are the traits you put down on your "friend" all traits that you have? Are there any traits that you are working on and would like to get better at?"
- *Show students the "My Trick or Treater Friend" (they have 5 costumes to choose from) and explain that they are going to put qualities they are looking for in a friend on the candy, there are pre-made ones or they can make their own. Glue the candy going up the pumpkin so it stays together (or you can use the ones that already have the candy there). Explain that each trick or treater friend will be unique because we are all looking for different traits within a friend.

ASCA Standards Alignment:


- *Mindset: Belief in development of whole self, including a healthy balance of mental, social/emotional and physical well-being. (M 1)
- *Behavior: Social Skills: Use effective oral and written communication skills and listening skills. (B-SS 1)
- *Behavior: Social Skills: Create positive and supportive relationships with other students. (B-SS 2)

SEL Competencies:


- *Self-awareness: recognizing strengths, accurate self-perception.
- *Relationship skills: relationship building, communication, social engagement.
- *Social-awareness: Respect for others, appreciating diversity.




My Trick
or Treater
FRIEND




My Trick
or Treater
FRIEND





My Trick
or Treater
FRIEND




My Trick
or Treater
FRIEND




My Trick
or Treater

FRIEND!







My Trick
or Treater
FRIEND







My Trick
or Treater
FRIEND










Smiles and
makes me
laugh.




Thinks before
they speak.



Forgives me
when I make
mistakes




Has a caring
heart.






My Trick or Treater FRIEND



My Trick or Treater FRIEND



My Trick or Treater FRIEND

Thinks before
they speak.

Makes
good
choices.

Looks at me
when we are
talking.

Listens
to me
when I
talk.

Smiles and
makes me
laugh.

Uses
kind
Words

Likes similar
things that
I do.

Forgives
me when
I make
mistakes.

Uses
hands to
help not
hurt.

Shares
with me.

Has a
caring
heart.


Trust to stand
by my side.



My Trick or Treater
FRIEND



My Trick or Treater FRIEND



My Trick or Treater FRIEND



My Trick or Treater FRIEND

Thinks before they speak.

Looks at me when we are talking.

Makes good choices.

Smiles and makes me laugh.

Listens to me when I talk.

Uses kind Words

Likes similar things that I do.

Forgives me when I make mistakes.


Uses hands to help not hurt.

Shares with me.


Has a caring heart.

Trust to stand by my side.


My Trick or Treater
FRIEND




My Trick or Treater FRIEND





My Trick or Treater
FRIEND






Why is it important for you to know what traits you value in a friend?



Which quality is the most important one to you?



Are the traits you put down on your "friend", traits that you have?



A large, empty rectangular box with rounded corners, intended for writing an answer to the question above.

Are there any traits that you are working on and would like to get better at as a friend?



A large, empty rectangular box with rounded corners, intended for writing an answer to the question above.

GOOGLE CLASSROOM

Your resource comes with a digital version for use in Google Slides via Google Classroom. Follow these steps to upload your resource.

1 Click here → [Build a Trick or Treater Friend](#)

2 You will be prompted to make a copy of the resource. Click on the blue box that says "Make a copy" and the resource will go directly into your Google drive.

Google Drive

Copy document

Would you like to make a copy of Career Interest Inventory?

Make a copy



3 Go to your Google Drive and locate the copy of the file. You can rename the file at this point or add/delete slides.

4 Next, go to your Google Classroom and add an assignment. Select the Google Drive Symbol and select the resource you want to assign.

5 From here, you should see a grey box that says "Students can view file." Click the grey box. A dropdown menu should appear. Select, "Make a copy for each student."

YOU HAVE TO MAKE A COPY FOR EACH STUDENT!

Otherwise they will all be editing the same file.

Click "Assign" in the top right corner if you're ready to post!

This product is meant to be used in "edit" mode (not "presentation" mode). Edit mode is the only mode that allows drag & drop and writing in text boxes.

Helpful links for using Google Classroom:

[Teacher Tips for using Google Classroom \(TPT blog\)](#)

[Getting Started with Google Classroom \(youtube video\)](#)

ABOUT THE AUTHOR



Hi, I'm Ashley
SCHOOL COUNSELOR
Blogger & Creator

I have a B.A. in Psychology and an M.A. in School Counseling. I have a passion for creating fun and engaging resources for Counseling and Social Emotional Learning. I am a wife, and mother to 2 young boys.

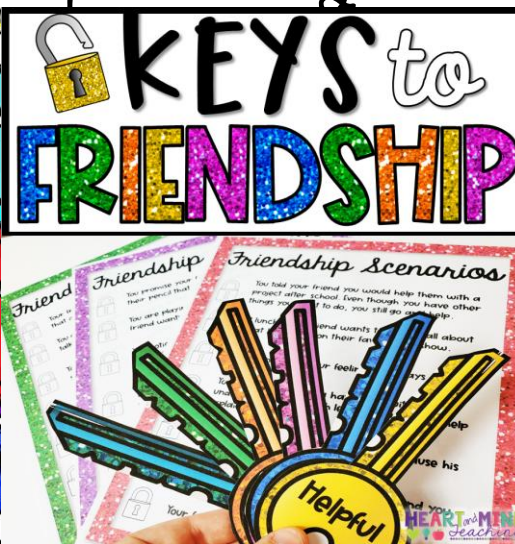

Click the icons to connect with me Thank you for supporting my little shop.



Access
my
Freebie
Library

RECOMMENDED RESOURCES

Click the pictures to get a closer look.



TERMS OF USE




© Heart and Mind Teaching, 2020. All rights reserved. Purchase of this item entitles the purchaser the right to reproduce for classroom, personal, and google classroom use only. Use in multiple classrooms, requires the purchase of additional licenses. Redistribution or duplication of this product is strictly forbidden without the written permission of the publisher. Copying any part of this product and placing it on a publicly accessible website is strictly forbidden and is a violation of the Digital Millennium Copyright Act (DMCA). You may post this for single-classroom use on a password protected student site such as google classroom. **You may NOT post my products on any public, for-profit, or commercial websites or entities such as Outschool.** Please do not sell or distribute any part of this as your own. Thank you for abiding by universally accepted codes of professional ethics while using this product.

Please feel free to contact me if you have any questions or feedback about this resource at:

heartandmindteaching@gmail.com



CREDITS



[Gayle McGlaulin](#)