


MUSIC city COUNSELOR

THANK YOU FOR YOUR PURCHASE!



 *laura sathout*

Please contact me any time at laura@musiccitycounselor.com if you have questions, suggestions, or requests for resources! I am here for you!

LET'S CONNECT!



 **WEBSITE:** www.musiccitycounselor.com

 **MEMBERSHIP:** www.counselorcollab.com

DIRECTIONS:

This folded craft activity teaches students all about bullying. It's a great resource to use in lessons, with individual students, and with small groups of kids that need support with bullying behaviors.

I included both a blank inside page and an inside page full of text. You may choose to have students create the resource with the text written in OR you may prefer to have students write in the text themselves as you teach it and/or in their own words.

MATERIALS NEEDED:

- Printed materials
- Glue sticks
- Scissors
- Pencils
- Crayons or markers

TO MAKE THE FOLDED ACTIVITY:

1. Please see the sample on the next page!
2. Please print the front labels page and the inside page of your choice (with or without text).
3. Please color the front labels with markers or crayons.
4. Please cut out each of the front labels individually.
5. On the inside page, please cut along the dotted lines so you have 6 attached strips.
6. Please fold each of the 6 strips that you just cut in towards the "All About Bullying" title.
7. Please glue each of the front labels onto the front of the strips. Please make sure they're glued in the correct order, so the outside labels match the inside labels and descriptions.

Questions, comments, or suggestions? Please contact me any time at laura@musiccitycounselor.com.

I'm here to help! 😊

PS Please take a moment to leave a review on this resource on my TpT store!

SAMPLE



What is BULLYING?

Bullying is when someone hurts or upsets another person on purpose, over and over again. It can be through mean words, actions, or leaving someone out. Bullying is NEVER okay

What are the 4 TYPES OF BULLYING?

What is an UPSTANDER?

Stop Bullying #1: REPORT IT

Stop Bullying #2: SPEAK UP

Stop Bullying #3: BE A FRIEND

What is BULLYING?



What are the 4 TYPES OF BULLYING?



Someone who sees bullying and chooses to help

Stop Bullying #1: REPORT IT



Stop Bullying #2: SPEAK UP




Stop Bullying #3: BE A FRIEND




All About BULLYING

FRONT LABELS

What is
BULLYING?




What are the 4
TYPES OF BULLYING?




What is an
UPSTANDER?




Stop Bullying #1:
REPORT IT



Stop Bullying #2:
SPEAK UP



Stop Bullying #3:
BE A FRIEND



What is **BULLYING?**

Bullying is when someone hurts or upsets another person on purpose, over and over again. It can be through mean words, actions, or leaving someone out. Bullying is NEVER okay.

What are the **4 TYPES OF BULLYING?**

- Physical: using the **BODY** to harm others
- Verbal: using **WORDS** to harm others
- Social: using **FRIENDSHIPS** to harm others
- Cyber: using **TECHNOLOGY** to harm others

What is an **UPSTANDER?**

Someone who sees someone being bullied and chooses to help. Instead of just watching, an upstander speaks up, gets help, or supports the person being hurt. They are brave and kind.

How to Stop Bullying #1: **REPORT IT**

Report bullying to a trusted adult, like a teacher, counselor, principal, or parent, so they can step in and help. Reporting bullying is NOT tattling. It is a responsible choice.

How to Stop Bullying #2: **SPEAK UP**

If you see something, say something! If someone is being bullied, you can say, "STOP, that's not okay!" or "Leave them alone!" Then, walk away together and get help.

How to Stop Bullying #3: **BE A FRIEND**

Show kindness to the person being bullied by including them, supporting them, and comforting them. You can ask them to sit with you or play with you. Let them know that they're not alone.

All About BULLYING

What is
BULLYING?

What are the
4 TYPES OF BULLYING?

What is an
UPSTANDER?

How to Stop Bullying #1:
REPORT IT

How to Stop Bullying #2:
SPEAK UP

How to Stop Bullying #3:
BE A FRIEND

All About BULLYING

TERMS OF USE:

- Make copies for the purchaser's classroom AND share copies with other educators within your school building
- Reference (without distribution) this product in blog posts, seminars, professional development workshops, or other such venues provided there is both credit given to myself as the author and a link back to my TpT store included in the post/presentation

• YOU MAY •

- Claim the work as your own, alter the files in any way, or remove/attempt to remove the copyright
- Share this product with educators outside of your school building
- Repackage, sell, or giveaway this product to others
- Offer to share this product anywhere on the internet as a download or copy

• YOU MAY NOT •

THIS RESOURCE WAS MADE POSSIBLE THANKS TO:

