

o MUSIC  city COUNSELOR


THANK YOU FOR YOUR PURCHASE!



Hey y'all, Laura here! I so appreciate when you please take a moment to leave a review on my resources on my TpT Store. Thanks for your support! Enjoy the resource!

♥ *laura oathout*

LET'S CONNECT!



For helpful ideas, engaging resources, and freebies, please check out my website and membership!

o ♥ **WEBSITE:** www.musiccitycounselor.com

♥ **MEMBERSHIP:** www.counselorcollab.com

DIRECTIONS:

This fall seek-and-find activity focuses on feelings identification.

To play, students count how many of each feelings face they can find, then write the number on the line at the bottom.

6 feelings are included for each design: happy, sad, angry, nervous, surprised, excited, grumpy, and scared.

6 different clipart options are included: pumpkins, leaves, footballs, acorns, sunflowers, and apples.


Questions, comments, or suggestions? Please contact me any time at laura@musiccitycounselor.com. I'm here to help!

PS I SO appreciate when you please take a moment to leave a review on my resources on my TpT store. It earns you credits towards future purchases, helps other educators find quality resources, and helps my small business grow! 😊

Name: _____

PUMPKIN FIND THE FEELINGS

Count how many of each feeling you find. Write the number on the line.



Happy Pumpkin



Angry Pumpkin



Surprised Pumpkin



Grumpy Pumpkin



Sad Pumpkin




Nervous Pumpkin



Excited Pumpkin



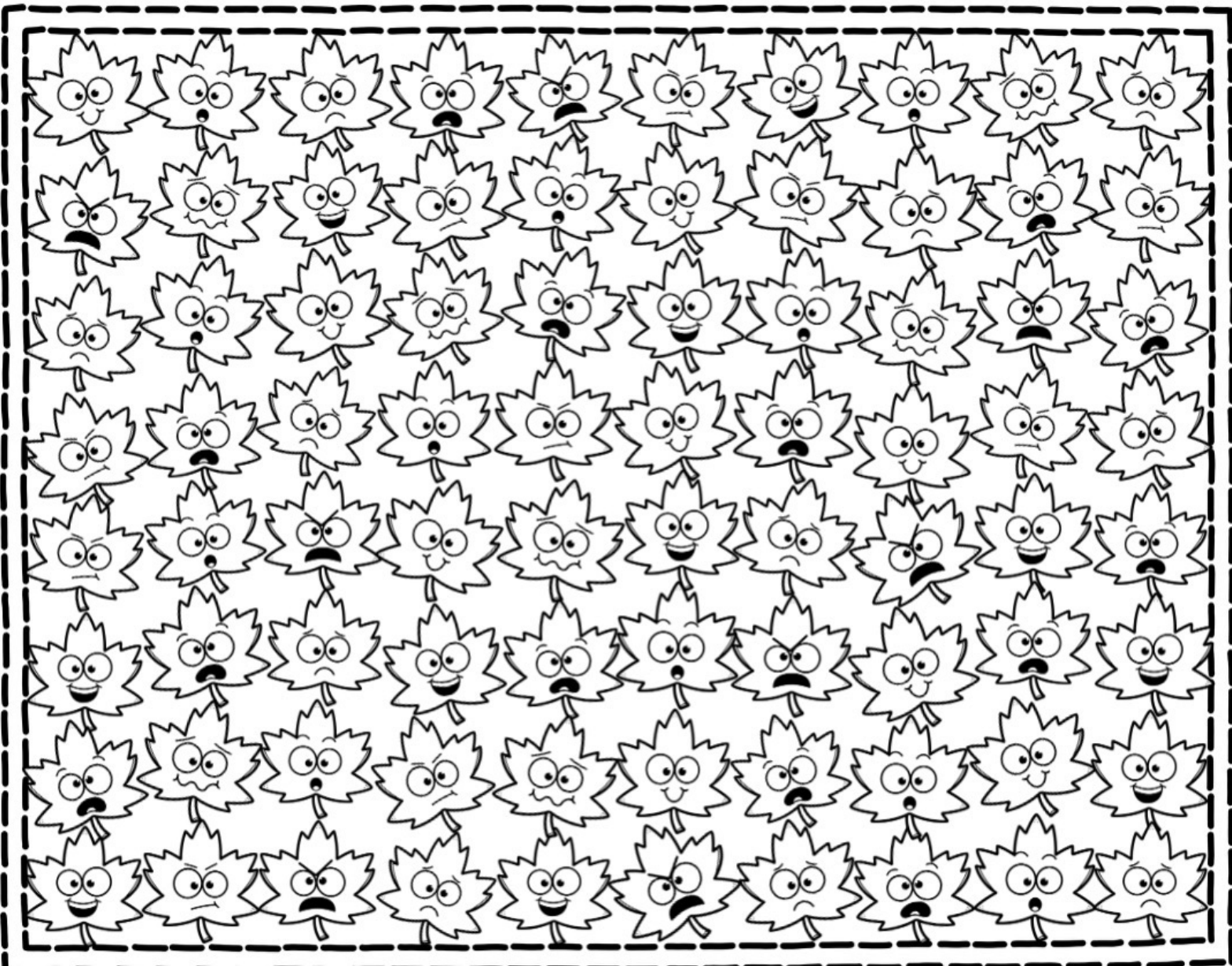
Scared Pumpkin












Name: _____

FALL LEAVES FIND THE FEELINGS

Count how many of each feeling you find. Write the number on the line.




<p>Happy Leaf</p>  <p>_____</p>	<p>Angry Leaf</p>  <p>_____</p>	<p>Surprised Leaf</p>  <p>_____</p>	<p>Grumpy Leaf</p>  <p>_____</p>
<p>Sad Leaf</p>  <p>_____</p>	<p>Nervous Leaf</p>  <p>_____</p>	<p>Excited Leaf</p>  <p>_____</p>	<p>Scared Leaf</p>  <p>_____</p>












Name: _____

FOOTBALL FIND THE FEELINGS

Count how many of each feeling you find. Write the number on the line.




Happy Football 	Angry Football 	Surprised Football 	Grumpy Football 
Sad Football 	Nervous Football 	Excited Football 	Scared Football 












Name: _____

ACORN FIND THE FEELINGS

Count how many of each feeling you find. Write the number on the line.




<p>Happy Acorn</p>  <p>_____</p>	<p>Angry Acorn</p>  <p>_____</p>	<p>Surprised Acorn</p>  <p>_____</p>	<p>Grumpy Acorn</p>  <p>_____</p>
<p>Sad Acorn</p>  <p>_____</p>	<p>Nervous Acorn</p>  <p>_____</p>	<p>Excited Acorn</p>  <p>_____</p>	<p>Scared Acorn</p>  <p>_____</p>












Name: _____

SUNFLOWER FIND THE FEELINGS

Count how many of each feeling you find. Write the number on the line.




Happy Sunflower  _____	Angry Sunflower  _____	Surprised Sunflower  _____	Grumpy Sunflower  _____
Sad Sunflower  _____	Nervous Sunflower  _____	Excited Sunflower  _____	Scared Sunflower  _____












Name: _____

APPLE FIND THE FEELINGS

Count how many of each feeling you find. Write the number on the line.



<p>Happy Apple</p> 	<p>Angry Apple</p> 	<p>Surprised Apple</p> 	<p>Grumpy Apple</p> 
<p>Sad Apple</p> 	<p>Nervous Apple</p> 	<p>Excited Apple</p> 	<p>Scared Apple</p> 



TERMS OF USE:

- Make copies for the purchaser's classroom AND share copies with other educators within your school building
- Reference (without distribution) this product in blog posts, seminars, professional development workshops, or other such venues provided there is both credit given to myself as the author and a link back to my TpT store included in the post/presentation

YOU MAY

- Claim the work as your own, alter the files in any way, or remove/attempt to remove the copyright
- Share this product with educators outside of your school building
- Repackage, sell, or giveaway this product to others
- Offer to share this product anywhere on the internet as a download or copy

YOU MAY NOT



Please contact me any time at laura@musiccitycounselor.com with questions, suggestions, resource requests, or comments. I'm here to help and would love to hear from you!

♥ *laura outhout*

THIS RESOURCE WAS MADE POSSIBLE THANKS TO:

