

o MUSIC city COUNSELOR

# THANK YOU FOR YOUR PURCHASE!



Hey y'all, Laura here! I so appreciate when you please take a moment to leave a review on my resources on my TpT Store. Thanks for your support! Enjoy the resource!

☆☆☆☆☆ **EXTREMELY SATISFIED**

♥ *laura oathout*

## LET'S CONNECT!



For helpful ideas, engaging resources, and freebies, please check out my website and membership!

o ♥ **WEBSITE:** [www.musiccitycounselor.com](http://www.musiccitycounselor.com)

♥ **MEMBERSHIP:** [www.counselorcollab.com](http://www.counselorcollab.com)

# ASCA Mindsets & Behaviors:

## Category 1: Mindset Standards

- M 1: Belief in development of whole self, including a healthy balance of mental, social-emotional, and physical well-being.
- M 2: Sense of acceptance, respect, support, and inclusion for self and others in the school environment.

## Category 2: Behavior Standards

- B-SMS 1: Responsibility for self and actions.
- B-SMS 2: Demonstrate self-discipline and self-control.
- B-SS 2: Create positive and supportive relationships with other students.
- B-SS 9: Demonstrate social maturity and behaviors appropriate to the situation and environment.

# DIRECTIONS:

**This lesson will take approximately 30 minutes to complete.**

1. Review the instructional posters that teach students about "Toolbox Choices" and "Trash Choices." Toolbox Choices are safe, helpful, and kind behaviors that we "add to our behavior toolbox." Trash Choices are unsafe, unhelpful, and unkind behaviors that we "throw away in the dump truck."
2. Play the behavior sorting game with students.
3. Complete any of the included coloring pages or worksheets with students.
4. Give the certificate to students who are "caught making Toolbox Choices."

## Sorting Game:

Full color and black/white materials are included for you so please print the pages that best match your printing needs! First, please print the sorting mat and behavior cards. Please cut out the behavior cards.

If you are using this activity with a large group of students, I recommend displaying it on a document camera/projector so the whole class can see it.

66 scenario cards are included, so in a standard elementary class you have enough cards for each child to have multiple turns.

If playing with a whole class of students, I have students take turns coming up to the front of the room, choosing a behavior card, and showing it to the class. I suggest displaying their card on the document camera so everyone can see it. Then, I ask the child to explain what they think is happening on the card.

Then, the child places the card on the "Toolbox Choice" side of the mat if the scenario shows a positive behavior, OR on the "Trash Choice" side if the scenario shows a negative behavior. I like to process each behavior with my students and talk through why it is a Toolbox Choice or a Trash Choice. If it's a Trash Choice, we discuss what the student could do better next time.

If playing with a small group or individual student, the activity can be played the same way, without the need for the document camera.

# Posters

# TOOLBOX CHOICES



SAFE



HELPFUL



KIND



# TRASH CHOICES



**UNSAFE**



**UNHELPFUL**



**UNKIND**




# Sorting Mat



TRASH




TOOLBOX











TRASH







TOOLBOX






# Sorting Cards
















































































































































# **Worksheets & Coloring Pages**

Name: \_\_\_\_\_

# Color the pictures that show TOOLBOX CHOICES.




Name: \_\_\_\_\_

Write and draw about a time when you made a  
**TOOLBOX CHOICE.**

---

---

---




Name: \_\_\_\_\_

Write and draw about a time when you made a  
**TOOLBOX CHOICE.**

---


---

---




Name: \_\_\_\_\_

# I can make TOOLBOX CHOICES!




Name: \_\_\_\_\_

# I can make TOOLBOX CHOICES!




# Certificate

# CONGRATULATIONS,



You were caught making a

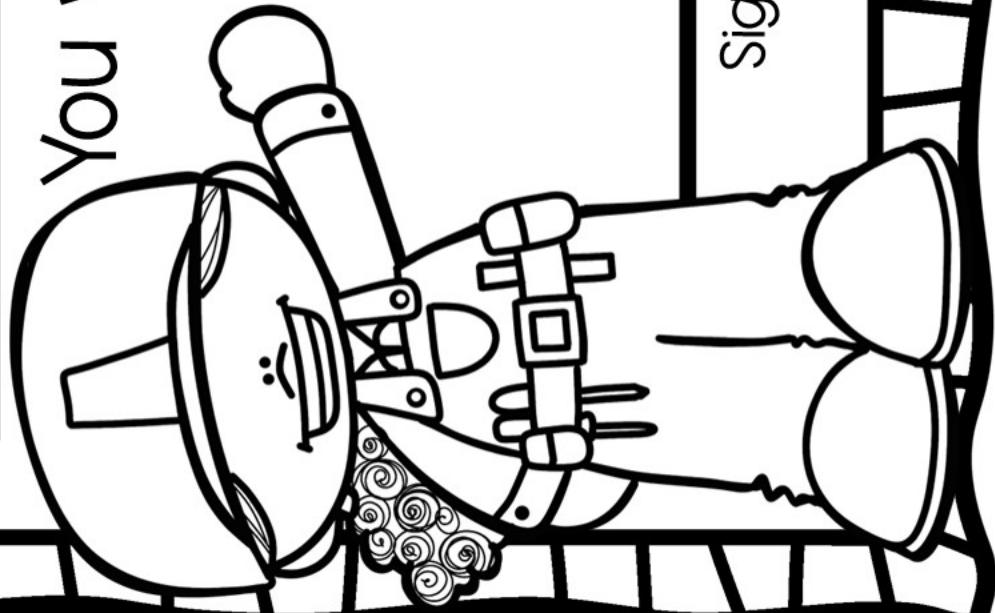
# TOOLBOX CHOICE!



Signature \_\_\_\_\_

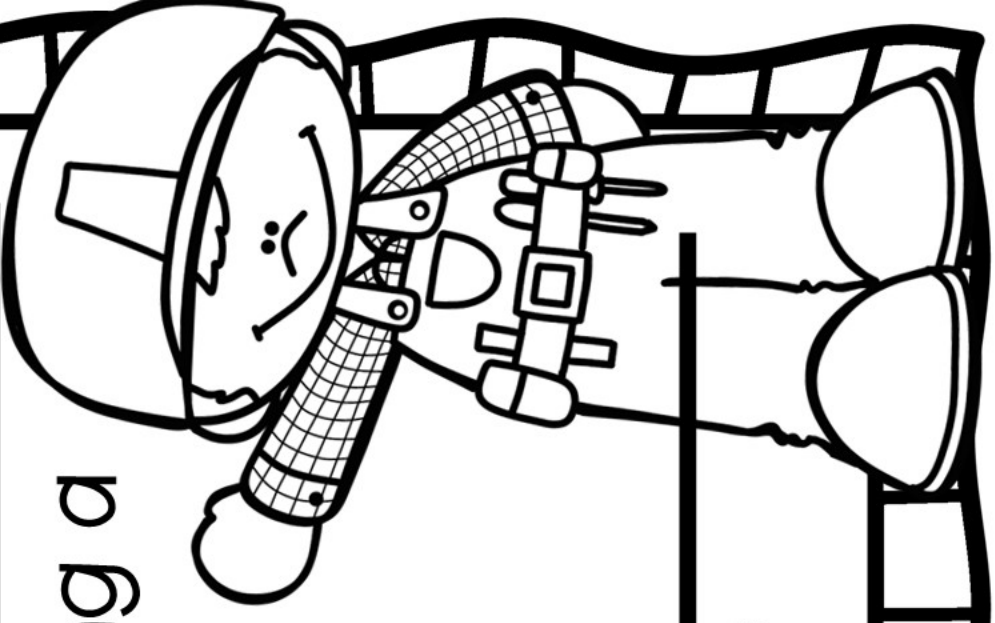
Date \_\_\_\_\_

# CONGRATULATIONS!



You were caught making a

# TOOLBOX CHOICE!



Signature

Date

# TERMS OF USE:

- Make copies for the purchaser's classroom AND share copies with other educators within your school building
- Reference (without distribution) this product in blog posts, seminars, professional development workshops, or other such venues provided there is both credit given to myself as the author and a link back to my TpT store included in the post/presentation

• YOU MAY •

- Claim the work as your own, alter the files in any way, or remove/attempt to remove the copyright
- Share this product with educators outside of your school building
- Repackage, sell, or giveaway this product to others
- Offer to share this product anywhere on the internet as a download or copy

• YOU MAY NOT •



Please contact me any time at [laura@musiccitycounselor.com](mailto:laura@musiccitycounselor.com) with questions, suggestions, resource requests, or comments. I'm here to help and would love to hear from you!

♥ *laura oathout*

THIS RESOURCE WAS MADE POSSIBLE THANKS TO:

