


Tools for Success

Heart & Mind
TEACHING



Success Scenarios

- You have a spelling test coming up and spelling is very difficult for you.
Which Tool for Success would you use and why?
Type here.
- You have two major tests this week, you need to find time to study for both of them.
Which Tool for Success would you use and why?
Type here.
- You have a social studies test tomorrow, and your favorite show is on tonight.
Which Tool for Success would you use and why?
Type here.
- A new game came out that you really want to play but you also need to finish all your homework and you have a lot tonight.
Which Tool for Success would you use and why?
Type here.

Tools for Success

- Perseverance**
Using your time effectively to complete a task by deciding what is most important to get done first.
- Time Management**
Managing your feelings and thinking about what you are going to do before you do it.
- Self-Control**
The driving force behind actions and thoughts. It's moving towards completion.
- Organization**
Organizing your thoughts and actions.
- Positive Thinking**
Thinking about what you are going to do before you do it.
- Believing in Yourself**
Believing in your ability to succeed.

Success Scenarios

- You have a spelling test coming up and spelling is very difficult for you.
- You have two major tests this week - you need to find time to study for both of them.
- You have a social studies test tomorrow and your favorite show is on tonight.
- A new game came out that you really want to play but you also need to finish all your homework and you have a lot tonight.
- You have due but you need to finish all your homework and you have a lot tonight.
- You have due but you need to finish all your homework and you have a lot tonight.

Success Toolbox

Tools for Success

Objective:

- *Students will be able to identify skills that lead to success.
- *Students will practice using success skills in different scenarios.

Materials:

- *6 Tools for Success (one for each student).
- *Toolbox (one for each student).
- *Tools for Success pages & scenarios.

Guiding Questions

- *Why is it important to learn to manage the different responsibilities in your life?
- *How can using success skills improve your life?

Activity Details:

- *"A tool is something we use to carry out a function, and to fix or build something. Well today we are going to learn about tools that help lead us to success. We will learn about each tool and how we can use it to complete tasks and goals. An important part of being successful is knowing what tools you need to use and when."
- *Show the group the Tools for Success paper, go through the different success skills listed on there and what they mean. Then pass out the tools, make sure each student gets one of every tool (6 tools total). "I am giving you each the 6 tools with success skills on them, place them in your toolbox until you need to play them. As I read to you some different success scenarios, I will ask you all to pick the tool out of your toolbox that you would use to be successful in this scenario, and I will ask you why or to give an example. I will go first." Read out loud the first scenario. "You have a spelling test coming up and spelling is very difficult for you... I would use the tool that says Perseverance because I will need to overcome this difficulty and work hard to achieve it. Which one would you use?" Wait for everyone to put down a tool, ask why they chose that tool. Read the next success scenario and have the students put down the tool they would use for each scenario and have them explain why and how they would use it. Everyone should pick back up their tool after each scenario, so they always have the 6 tools to choose from for every scenario.

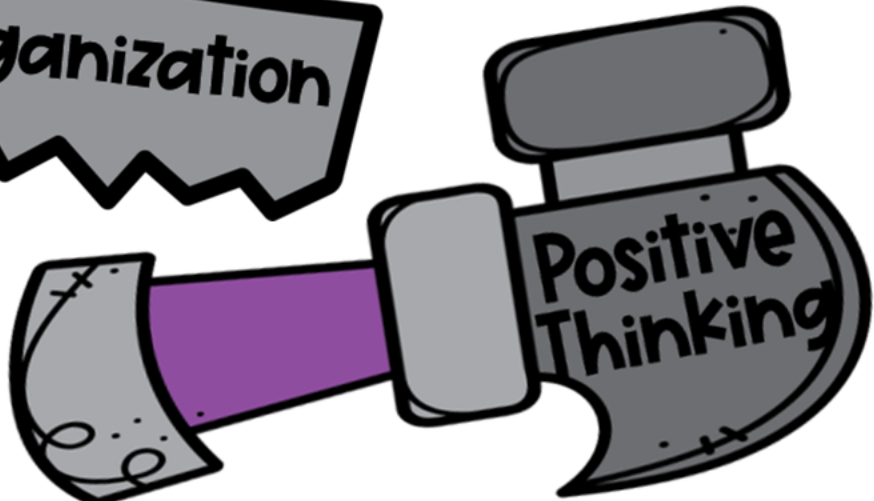


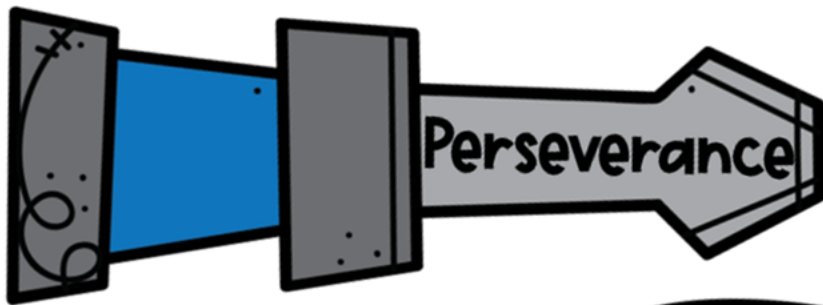
ASCA Standards Alignment:

- *Mindset: Belief in using abilities to their fullest to achieve high quality results and outcomes (M 5)
- *Behavior: Learning strategies: Use time management, organizational and study skills (B-LS 3)
- *Behavior: Self-management skills: Demonstrate ability to overcome barriers to learning (B-SMS 6)

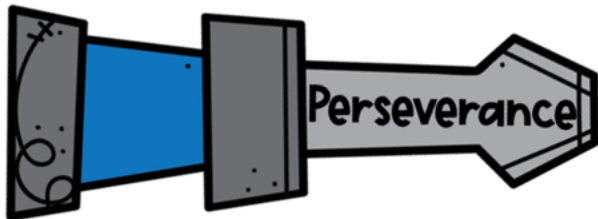
SEL Competencies:

- *Self-management: impulse control, self-discipline, self-motivation, goal setting, organizational skills.
- *Responsible decision making: Identifying problems, analyzing situations, solving problems, evaluating.

Tools for SUCCESS




Tools for SUCCESS



When things get hard, continuing to work towards a goal and not giving up.

Using your time effectively to complete a task by deciding what is most important to get done first.



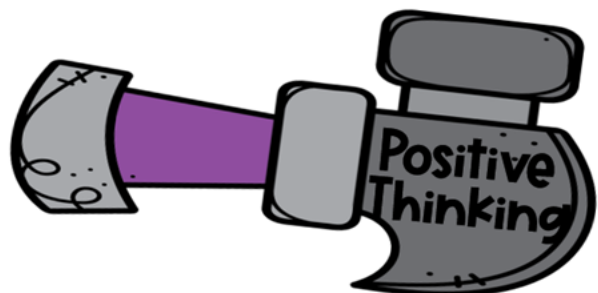
Managing your feelings and thinking about what you are going to do before you do it.

The driving force behind our actions and thoughts. This gets us moving towards completing a goal.

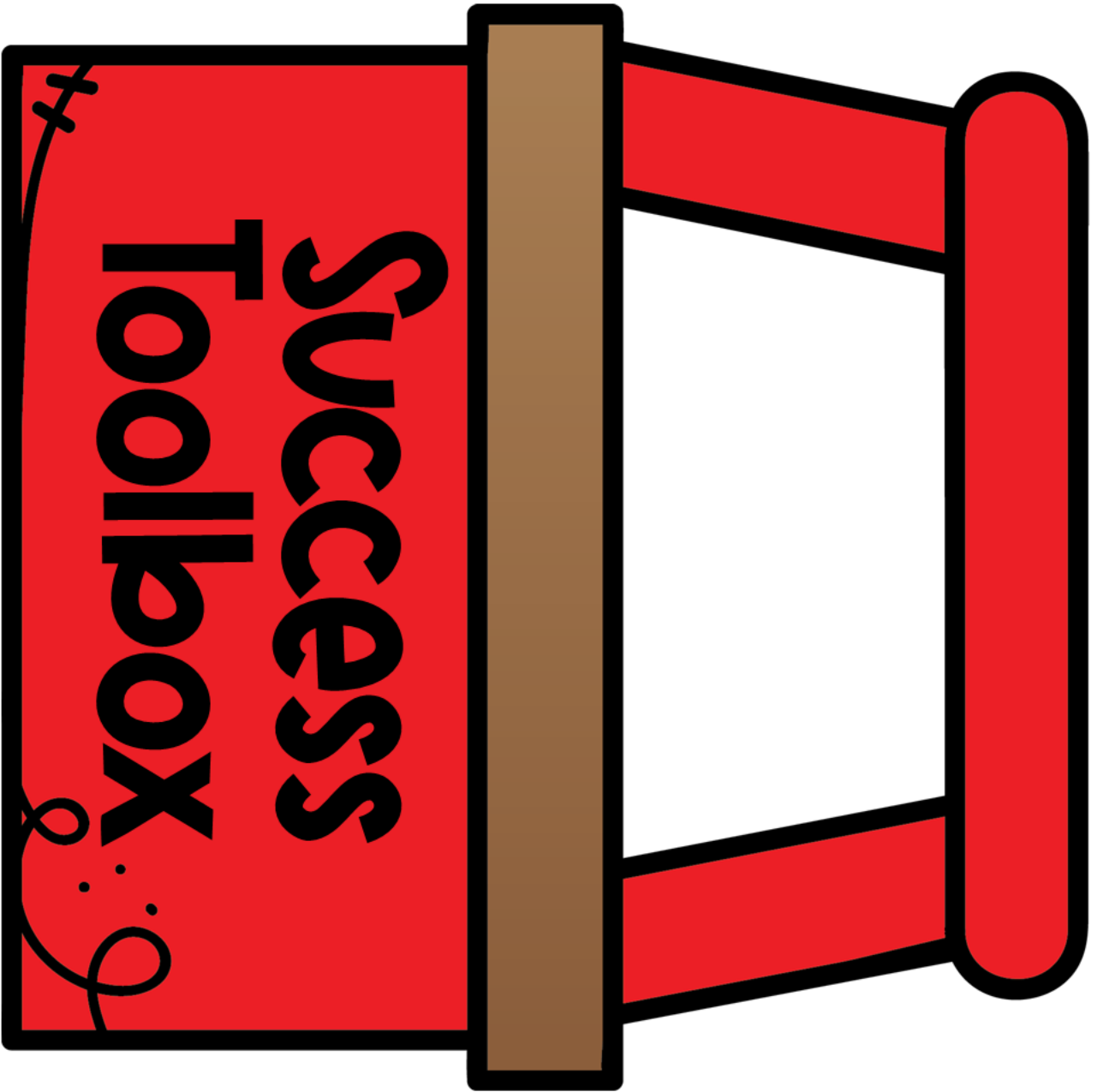


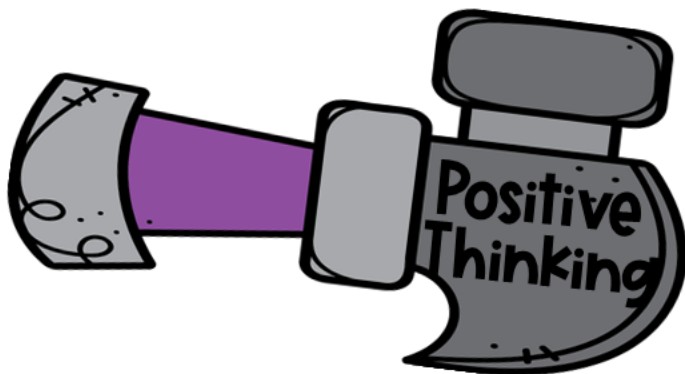
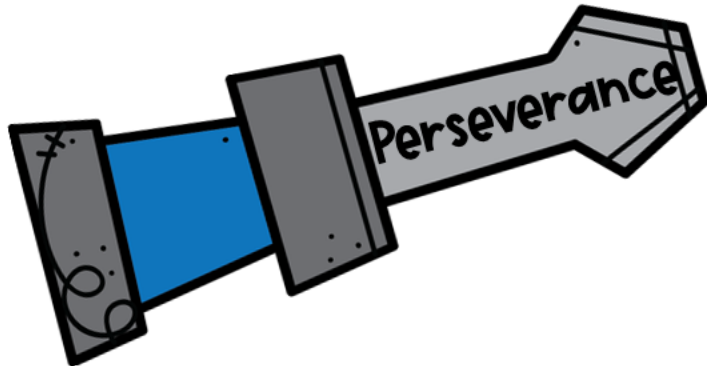

Maintaining order in your work space by keeping track and taking care of your belongings.

Believing in yourself and looking at the bright side of things.









Success Scenarios

Which tool would you use?



You have a spelling test coming up and spelling is very difficult for you.



You have two major tests this week, you need to find time to study for both of them.



You have a social studies test tomorrow, and your favorite show is on tonight.



A new game came out that you really want to play but you also need to finish all your homework and you have a lot tonight.



You need to finish a project you have due, but you do not want to do it.



You have to do a lot of research for a project you have, it will take a few days to do it properly.



You want to improve your science grade, but you do not think you can accomplish it.

Success Scenarios

Which tool would you use?



You need to improve your grade in Math, but it seems like no matter how hard you study, you cannot get a better grade.



You are having trouble finding your school uniform in all the laundry mess on the floor of your room.



You need to do your weekly chores, but you really do not want to do it.



You have a big test to study for, but you also have to practice for the baseball game tomorrow.



Your desk has papers thrown in it randomly, it takes you awhile to find what you need.



You keep trying to learn the new song your music class is performing but it is not coming that easy to you no matter how much you try.



You have a big project due soon, it will take a few days of work to complete.

Success Scenarios

Which tool would you use?



Your test is tomorrow morning, but you want to stay up late playing video games.



You need to finish your homework, but it is taking a long time and do not want to do any more.



You want to learn another language, but you do not think you are smart enough to do it.



You are not remembering to turn in items because your backpack is so messy.



Your friend invites you outside to play but you also need to complete the chores you promised your mom you would do.



You keep forgetting what is due and when because you are not using your planner.



You have a major test, a project due, and your dance recital this week.

Success Scenarios

Which tool would you use?



You want to improve your speed at running a mile but feel like you cannot do it.



You only have a few minutes left to finish up what you are working on, but you keep thinking about something that happened earlier.



You want to make new friends, but you find it hard to meet new people.



You are working to finish your homework and hear the TV go on in the other room, you start listening to that instead of working on your homework.



Your friend wants you to come over and play but you also need to complete your chores.



The paper you need to write is 5 paragraphs long and you feel like it will take too long to complete.



You throw all your papers into your backpack without placing them into folders, now your backpack is a mess.


What Success Tool do you think you are the best at and why?

What Success Tool do you want to improve and why?

What are some things you can do to improve this Success Tool?



Tools for Success



Objective:

- *Students will be able to identify skills that lead to success.
- *Students will practice using success skills in different scenarios.

Materials:

- *6 Tools for Success (one for each student).
- *Toolbox (one for each student).
- *Tools to Success pages & scenarios.

Guiding Questions

- *Why is it important to learn to manage the different responsibilities in your life?
- *How can using success skills improve your life?

Activity Details:

- *"A tool is something we use to carry out a function, and to fix or build something. Well today we are going to learn about tools that help lead us to success. We will learn about each tool and how we can use it to complete tasks and goals. An important part of being successful is knowing what tools you need to use and when."
- *Show the group the Tools to Success paper, go through the different success skills listed on there and what they mean. Then pass out the tools, make sure each student gets one of every tool (6 tools total). "I am giving you each the 6 tools with success skills on them, place them in your toolbox until you need to play them. As I read to you some different success scenarios, I will ask you all to pick the tool out of your toolbox that you would use to be successful in this scenario, and I will ask you why or to give an example. I will go first." Read out loud the first scenario. "You have a spelling test coming up and spelling is very difficult for you... I would use the tool that says Perseverance because I will need to overcome this difficulty and work hard to achieve it. Which one would you use?" Wait for everyone to put down a tool, ask why they chose that tool. Read the next success scenario and have the students put down the tool they would use for each scenario and have them explain why and how they would use it. Everyone should pick back up their tool after each scenario so they always have the 6 tools to choose from for every scenario.





ASCA Standards Alignment:

- *Mindset: Belief in using abilities to their fullest to achieve high quality results and outcomes (M 5)
- *Behavior: Learning strategies: Use time management, organizational and study skills (B-LS 3)
- *Behavior: Self-management skills: Demonstrate ability to overcome barriers to learning (B-SMS 6)


SEL Competencies:

- *Self-management: impulse control, self-discipline, self-motivation, goal setting, organizational skills.
- *Responsible decision making: Identifying problems, analyzing situations, solving problems, evaluating.

Tools for Success





Tools for Success



When things get hard, continuing to work towards a goal and not giving up.

Using your time effectively to complete a task by deciding what is most important to get done first.




Managing your feelings and thinking about what you are going to do before you do it.


The driving force behind our actions and thoughts. This gets us moving towards completing a goal.



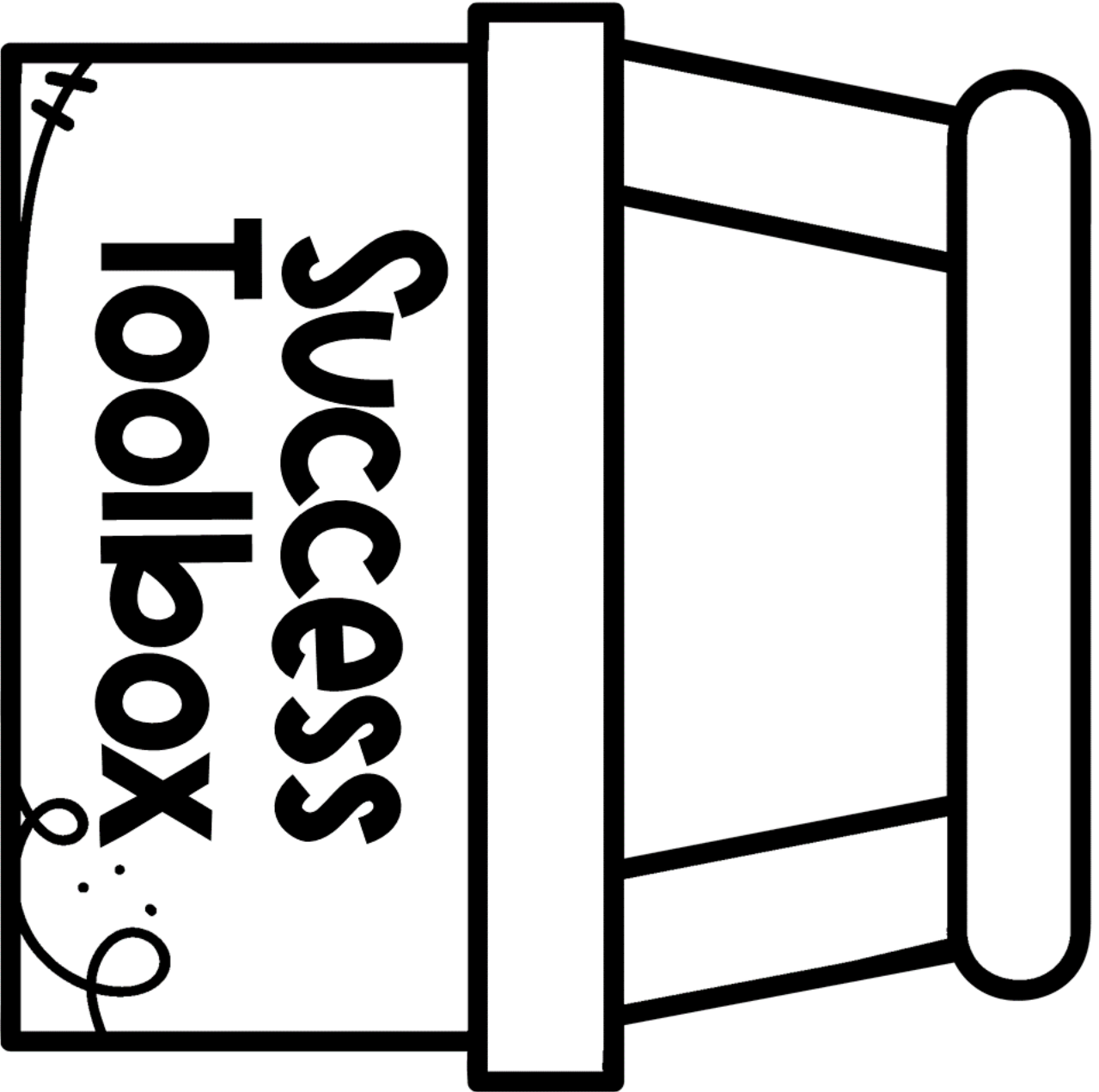
Maintaining order in your work space by keeping track and taking care of your belongings.




Believing in yourself and looking at the bright side of things.





Success Toolbox





Success Scenarios

Which tool would you use?



You have a spelling test coming up and spelling is very difficult for you.



You have two major tests this week, you need to find time to study for both of them.



You have a social studies test tomorrow, and your favorite show is on tonight.



A new game came out that you really want to play but you also need to finish all your homework and you have a lot tonight.



You need to finish a project you have due, but you do not want to do it.



You have to do a lot of research for a project you have, it will take a few days to do it properly.



You want to improve your science grade, but you do not think you can accomplish it.

Success Scenarios

Which tool would you use?



You need to improve your grade in Math, but it seems like no matter how hard you study, you cannot get a better grade.



You are having trouble finding your school uniform in all the laundry mess on the floor of your room.



You need to do your weekly chores, but you really do not want to do it.



You have a big test to study for, but you also have to practice for the baseball game tomorrow.



Your desk has papers thrown in it randomly, it takes you awhile to find what you need.



You keep trying to learn the new song your music class is performing but it is not coming that easy to you no matter how much you try.



You have a big project due soon, it will take a few days of work to complete.

Success Scenarios

Which tool would you use?



Your test is tomorrow morning, but you want to stay up late playing video games.



You need to finish your homework, but it is taking a long time and do not want to do any more.



You want to learn another language, but you do not think you are smart enough to do it.



You are not remembering to turn in items because your backpack is so messy.



Your friend invites you outside to play but you also need to complete the chores you promised your mom you would do.



You keep forgetting what is due and when because you are not using your planner.



You have a major test, a project due, and your dance recital this week.

Success Scenarios

Which tool would you use?



You want to improve your speed at running a mile but feel like you cannot do it.



You only have a few minutes left to finish up what you are working on, but you keep thinking about something that happened earlier.



You want to make new friends, but you find it hard to meet new people.



You are working to finish your homework and hear the TV go on in the other room, you start listening to that instead of working on your homework.



Your friend wants you to come over and play but you also need to complete your chores.



The paper you need to write is 5 paragraphs long and you feel like it will take too long to complete.



You throw all your papers into your backpack without placing them into folders, now your backpack is a mess.

What Success Tool do you think you are the best at and why?

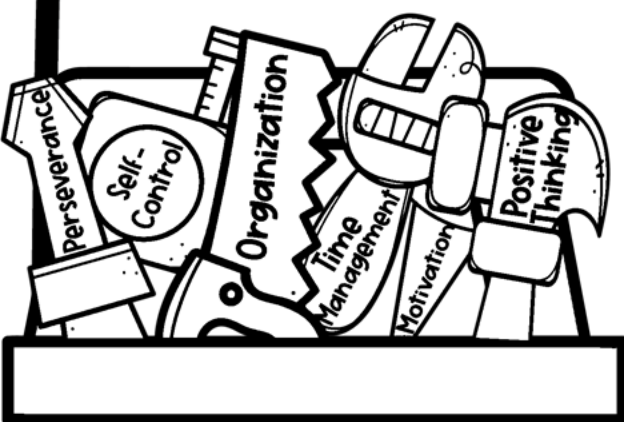
Type here.

What Success Tool do you want to improve and why?

Type here.

What are some things you can do to improve this Success Tool?

Type here.



**Success
Toolbox**

GOOGLE SLIDES

Your resource comes with a digital version for use in Google Slides via Google Classroom. Follow these steps to upload your resource.

1 Click on the link  [Tools for Success](#)

2 You will be prompted to make a copy of the resource. Click on the blue box that says “Make a copy” and the resource will go directly into your Google drive.

Google Drive

Copy document

Would you like to make a copy of Career Interest Inventory?

Make a copy



3 Go to your Google Drive and locate the copy of the file. You can rename the file at this point or add/delete slides.

4 Next, go to your Google Classroom and add an assignment. Select the Google Drive Symbol and select the resource you want to assign.

5 From here, you should see a grey box that says “Students can view file.” Click the grey box. A dropdown menu should appear. Select, “Make a copy for each student.”

YOU HAVE TO MAKE A COPY FOR EACH STUDENT!

Otherwise they will all be editing the same file.

Click “Assign” in the top right corner if you’re ready to post!

This product is meant to be used in “edit” mode (not “presentation” mode). Edit mode is the only mode that allows drag & drop and writing in text boxes.

[Helpful links for using Google Classroom:](#)

[Teacher Tips for using Google Classroom \(TPT blog\)](#)

[Getting Started with Google Classroom \(youtube video\)](#)



Thank you for supporting my little shop!

Hi there! I'm Ashley- a School Counselor, curriculum developer, blogger, and mama to two young boys. I have a passion for creating fun and engaging resources for Counseling and Social Emotional Learning.

Access my Freebie Library



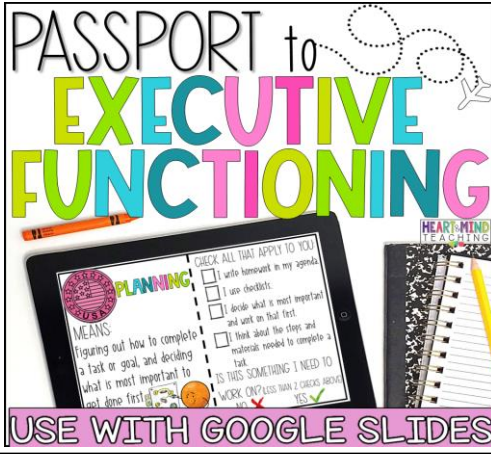
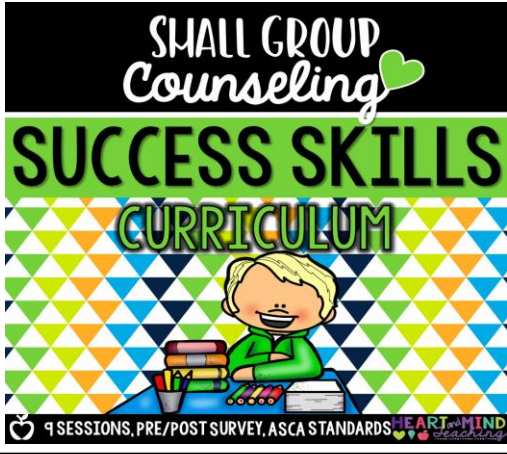
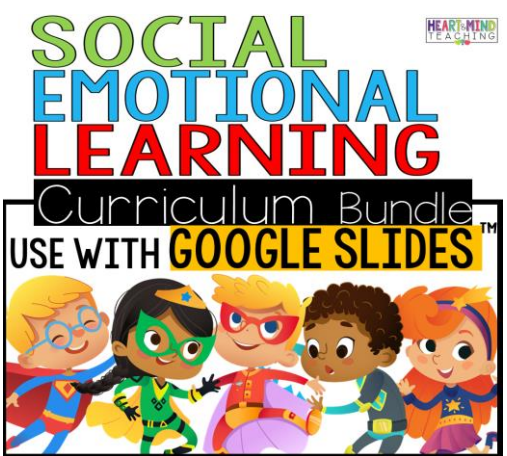
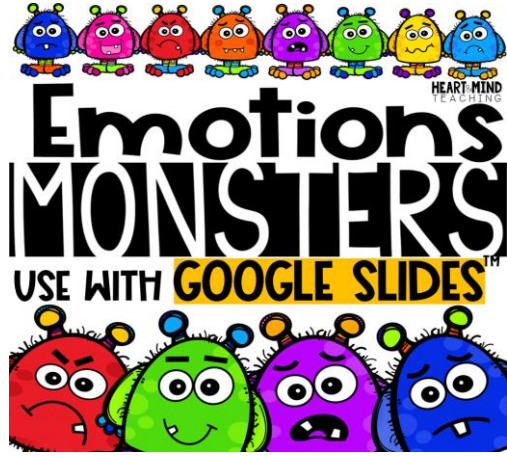
FOLLOW FOR EXCLUSIVE SAVINGS

New products are 50% off for 24hrs.

➔ **CLICK HERE** ➔

C H E C K T H I S O U T

This resource and 8 others are included in this Curriculum



TERMS OF USE

© Heart and Mind Teaching, 2019, 2021. All rights reserved. Purchase of this item entitles the purchaser the right to reproduce for classroom, personal, and google classroom use only. Use in multiple classrooms, requires the purchase of additional licenses. Redistribution or duplication of this product is strictly forbidden without the written permission of the publisher. Copying any part of this product and placing it on a publicly accessible website is strictly forbidden and is a violation of the Digital Millennium Copyright Act (DMCA). You may post this for single-classroom use on a password protected student site such as google classroom. **You may NOT post my products on any public, for-profit, or commercial websites or entities, such as Outschool.** Please do not sell or distribute any part of this as your own. Thank you for abiding by universally accepted codes of professional ethics while using this product.

Questions or Concerns?
Please reach out to me at:

heartandmindteaching@gmail.com



CREDITS



[Gayle McGlaulin](#)